

Institution: Umpqua Community College (210270)

User ID: P2102701

Completions Overview

Welcome to the IPEDS Completions survey component. The Completions component is one of several IPEDS components that is conducted during the Fall data collection period. It collects the number of degrees and certificates awarded by field of study, level of award, race/ethnicity, and gender. The reporting period for the Completions component is during the 12-month time period beginning July 1 of the previous calendar year and ending June 30 of the current calendar year; therefore, for this year's Completions component, the reporting period is between July 1, 2017 and June 30, 2018. The Completions component is also collecting the number of students (e.g., completers) who earned awards between July 1, 2017 and June 30, 2018.

Completions Common Errors

Some common completions component errors include the following:

- Including award levels on your current year Completions that were not reported on your previous year's (PY) Institutional Characteristics (IC). [Award levels in the PY IC component cannot be changed; therefore, contact the IPEDS Help Desk at 1-877-225-2568 if you need assistance.]
- Forgetting to select CIP codes for new programs of study that are offered by the institution, but do not have completions for the reporting period.
- Forgetting to enter in zero in at least one of the cells for CIP codes that do not have completions.

Recent Changes

- The following question on **distance education** has been added to the bottom of each individual "CIP Data" screen:
"Is this program offered as a distance education program?"
- The following two screens, which collect data specifically on students were added to this component, beginning in the 2012-13 survey year:
 - **"All Completers"** - Collects the number of students who earned an award between July 1, 2017 and June 30, 2018 by gender and race/ethnicity. (The intent of this screen is to collect an **unduplicated count** of total numbers of completers.)
 - **"Completers by Level"** - Collects the number of students who earned an award between July 1, 2017 and June 30, 2018 by award level and 1) by gender; 2) by race/ethnicity; and 3) by age.
- The definition for Post-baccalaureate Certificate has changed slightly since the 2014-15 collection. The new definition is as follows: **An award that requires completion of an organized program of study beyond the bachelor's. It is designed for persons who have completed a baccalaureate degree, but does not meet the requirements of a master's degree.**

NOTE: Even though Teacher Preparation certificate programs may require a bachelor's degree for admission, they are considered sub-baccalaureate undergraduate programs, and students in these programs are undergraduate students.

General Information

CIP Codes:
The [CIP 2010 Website](#) includes a list of new CIP codes, a list of deleted CIP codes, a list of moved CIP Codes, and an online crosswalk of the 2000 CIP and 2010 CIP.

The [Resources Page](#) of the CIP 2010 website contains many valuable resources including:

- CIP 2010 Manual and copies of previous editions of the CIP Manual
- Crosswalk between the 2000 CIP codes and the 2010 CIP codes in Excel format

Keep in mind that some information provided by institutions on the Completions component appear in the [College Navigator](#), which is a major tool used by consumers searching for information about postsecondary education. It is therefore vitally important that you include accurate information about your institution.

Survey materials can be downloaded using the following link: [Survey Materials](#).

The prior year revision system can be accessed using the following link: [Prior Year Revision System](#)

CIPCODE	Award Level	Major	Gender	Non Resident Alien	Hispanic / Latino	American Indian or Alaska Native	Asian	Black or African American	Native Hawaiian or Other Pacific Islander	White	Two or more Races	Race/ ethnicity unknown	Total	distance education program
Automobile/Automotive Mechanics Technology/Technician	1 - Awards of less than 1 academic year		Total	0	0	0	0	0	0	0	0	0	0	No
47.0604 Automobile/Automotive Mechanics Technology/Technician	3 - Associate's degree	1	Men	0	1	0	0	0	0	7	0	0	8	
	Women		0	0	0	0	0	0	0	0	0	0	0	
	Total		0	1	0	0	0	0	0	7	0	0	8	No
48.0508 Welding Technology/Welder	2 - Awards of at least 1 but less than 2 academic years	1	Men	0	0	0	0	0	0	1	0	0	1	
	Women		0	0	0	0	0	0	0	0	0	0	0	
	Total		0	0	0	0	0	0	0	1	0	0	1	No
48.0508 Welding Technology/Welder	3 - Associate's degree	1	Men	0	0	0	0	0	0	4	0	0	4	
	Women		0	0	0	0	0	0	0	0	0	0	0	
	Total		0	0	0	0	0	0	0	4	0	0	4	No
50.0701 Art/Art Studies, General	3 - Associate's degree	1	Men	0	0	0	0	0	0	0	0	0	0	
	Women		0	0	0	0	0	0	0	0	0	0	0	
	Total		0	0	0	0	0	0	0	0	0	0	0	No
51.0601 Dental Assisting/Assistant	2 - Awards of at least 1 but less than 2 academic years	1	Men	0	0	0	0	0	0	0	0	0	0	
	Women		0	1	0	0	0	0	9	1	0	11		
	Total		0	1	0	0	0	0	9	1	0	11	No	
51.0713 Medical Insurance Coding Specialist/Coder	2 - Awards of at least 1 but less than 2 academic years	1	Men	0	0	0	0	0	0	0	0	0	0	
	Women		0	0	0	1	0	0	3	2	0	6		
	Total		0	0	0	1	0	0	3	2	0	6	No	
51.0716 Medical Administrative/Executive Assistant and Medical Secretary	2 - Awards of at least 1 but less than 2 academic years	1	Men	0	0	0	0	0	0	0	0	0	0	
	Women		0	0	0	0	0	0	2	1	0	3		
	Total		0	0	0	0	0	0	2	1	0	3	No	
51.0716 Medical Administrative/Executive Assistant and Medical Secretary	3 - Associate's degree	1	Men	0	0	0	0	0	0	0	0	0	0	
	Women		0	1	0	0	0	0	4	1	0	6		
	Total		0	1	0	0	0	0	4	1	0	6	No	
51.0801 Medical/Clinical Assistant	2 - Awards of at least 1 but less than 2 academic years	1	Men	0	0	0	0	0	0	0	0	0	0	
	Women		0	0	0	0	0	0	0	0	0	0	0	
	Total		0	0	0	0	0	0	0	0	0	0	0	No
51.0904 Emergency Medical Technology/Technician (EMT Paramedic)	1 - Awards of less than 1 academic year	1	Men	0	0	0	0	0	0	0	0	0	0	
	Women		0	0	0	0	0	0	0	0	0	0	0	
	Total		0	0	0	0	0	0	0	0	0	0	0	No
51.0904 Emergency Medical Technology/Technician (EMT Paramedic)	3 - Associate's degree	1	Men	0	0	0	0	0	0	6	1	0	7	
	Women		0	0	0	0	0	0	0	0	0	0	0	
	Total		0	0	0	0	0	0	0	6	1	0	7	No

CIPCODE	Award Level	Major	Gender	Non Resident Alien	Hispanic / Latino	American Indian or Alaska Native	Asian	Black or African American	Native Hawaiian or Other Pacific Islander	White	Two or more Races	Race/ ethnicity unknown	Total	distance education program
51.3801 Registered Nursing/Registered Nurse	3 - Associate's degree	1	Men	0	1	0	0	0	0	5	0	0	6	
			Women	0	0	0	0	0	33	1	0	34		
			Total	0	1	0	0	0	38	1	0	40	No	
51.3901 Licensed Practical/Vocational Nurse Training	2 - Awards of at least 1 but less than 2 academic years	1	Men	0	0	0	0	0	0	1	0	0	1	
			Women	0	0	0	0	0	4	1	0	5		
			Total	0	0	0	0	0	5	1	0	6	No	
52.0201 Business Administration and Management, General	3 - Associate's degree	1	Men	0	0	0	0	0	0	1	0	1	2	
			Women	0	0	1	0	0	2	0	0	3		
			Total	0	0	1	0	0	3	0	1	5	No	
52.0204 Office Management and Supervision	2 - Awards of at least 1 but less than 2 academic years	1	Men	0	0	1	0	0	0	1	0	0	2	
			Women	0	0	0	0	0	1	0	0	1		
			Total	0	0	1	0	0	2	0	0	3	No	
52.0402 Executive Assistant/Executive Secretary	1 - Awards of less than 1 academic year	1	Men	0	0	0	0	0	0	0	0	0	0	
			Women	0	0	0	0	0	0	0	0	0	0	
			Total	0	0	0	0	0	0	0	0	0	0	No
52.0402 Executive Assistant/Executive Secretary	3 - Associate's degree	1	Men	0	0	0	0	0	0	0	0	0	0	
			Women	0	0	0	0	0	0	0	0	0	0	
			Total	0	0	0	0	0	0	0	0	0	0	No
52.0408 General Office Occupations and Clerical Services	2 - Awards of at least 1 but less than 2 academic years	1	Men	0	0	0	0	0	0	1	0	0	1	
			Women	0	0	0	0	0	0	0	0	0	0	
			Total	0	0	0	0	0	0	1	0	1	No	
52.0701 Entrepreneurship/Entrepreneurial Studies	1 - Awards of less than 1 academic year	1	Men	0	0	0	0	0	0	1	0	0	1	
			Women	0	0	1	0	0	0	2	0	0	3	
			Total	0	0	1	0	0	0	3	0	0	4	No
52.0803 Banking and Financial Support Services	2 - Awards of at least 1 but less than 2 academic years	1	Men	0	0	0	0	0	0	0	0	0	0	
			Women	0	0	0	0	0	0	0	0	0	0	
			Total	0	0	0	0	0	0	0	0	0	0	Yes
52.0905 Restaurant/Food Services Management	2 - Awards of at least 1 but less than 2 academic years	1	Men	0	0	0	0	0	0	1	0	0	1	
			Women	0	0	0	0	0	0	0	0	0	0	
			Total	0	0	0	0	0	0	1	0	0	1	No
52.1201 Management Information Systems, General	1 - Awards of less than 1 academic year	1	Men	0	0	0	0	0	0	5	0	0	5	
			Women	0	0	0	0	0	0	0	0	0	0	
			Total	0	0	0	0	0	0	5	0	0	5	No
52.1201 Management Information Systems, General	2 - Awards of at least 1 but less than 2 academic years	1	Men	0	0	0	0	0	0	0	0	0	0	
			Women	0	0	0	0	0	0	0	0	0	0	
			Total	0	0	0	0	0	0	0	0	0	0	No
52.1201		1	Men	0	2	0	0	0	0	4	0	0	6	

CIPCODE	Award Level	Major	Gender	Non Resident Alien	Hispanic / Latino	American Indian or Alaska Native	Asian	Black or African American	Native Hawaiian or Other Pacific Islander	White	Two or more Races	Race/ ethnicity unknown	Total	distance education program
Management Information Systems, General	3 - Associate's degree		Women	0	1	0	0	0	0	1	0	0	2	
			Total	0	3	0	0	0	0	5	0	0	8	No
52.1401 Marketing/Marketing Management, General	1 - Awards of less than 1 academic year	1	Men	0	0	0	0	0	0	0	0	0	0	
			Women	0	0	0	0	0	0	0	0	0	0	
			Total	0	0	0	0	0	0	0	0	0	0	No
52.1401 Marketing/Marketing Management, General	3 - Associate's degree	1	Men	0	0	0	0	0	0	1	0	0	1	
			Women	0	0	0	0	0	1	0	0	0	1	
			Total	0	0	0	0	0	2	0	0	2	No	
52.1803 Retailing and Retail Operations	2 - Awards of at least 1 but less than 2 academic years	1	Men	0	1	0	0	0	0	12	1	0	14	
			Women	0	1	0	1	0	0	6	2	0	10	
			Total	0	2	0	1	0	0	18	3	0	24	Yes

Completions: total by first major

99.0000 Summary Grand Totals	Award Level	Nonresident alien	Hispanic Latino	American Indian or Alaska Native	Asian	Black or African American	Native Hawaiian or Other Pacific Islander	White	Two or more Races	Race/ethnicity unknown	Total	PY Total
Awards of less than 1 academic year	1											
Men		0	0	0	0	0	0	19	0	0	19	66
Women		0	1	1	0	0	0	16	0	0	18	55
Total		0	1	1	0	0	0	35	0	0	37	121
Awards of at least 1 but less than 2 academic years	2											
Men		0	1	1	0	0	0	20	1	0	23	18
Women		0	2	0	2	0	0	32	7	0	43	52
Total		0	3	1	2	0	0	52	8	0	66	70
Associate's degree	3											
Men		0	6	2	0	0	0	96	10	4	118	108
Women		0	12	4	2	2	1	143	11	0	175	209
Total		0	18	6	2	2	1	239	21	4	293	317

Grand Total Men		0	7	3	0	0	0	135	11	4	160	192
Grand Total Women		0	15	5	4	2	1	191	18	0	236	316
Grand Total		0	22	8	4	2	1	326	29	4	396	508

PY Grand Total Men		0	15	1	2	0	1	155	12	6		192
PY Grand Total Women		0	17	4	4	4	3	264	9	11		316
PY Grand Total		0	32	5	6	4	4	419	21	17		508

All Completers

Institutions must report the following information. (Some data will be pre-populated from the completions by CIP code data.)

All Completers

Number of students by gender and race and ethnicity earning an award between July 1, 2017 and June 30, 2018. Count each student only once, regardless of how many awards he/she earned. The intent of this screen is to collect an unduplicated count of total numbers of *completers*.

- Report Hispanic/Latino individuals of any race as Hispanic/Latino
- Report race for non-Hispanic/Latino individuals only

	Men		Women		Total Students
	Number of Students	Total Awards	Number of Students	Total Awards	
<u>Nonresident alien</u>	<input type="text"/>	0	<input type="text"/>	0	0
<u>Hispanic/Latino</u>	<input type="text" value="6"/>	7	<input type="text" value="11"/>	15	17
<u>American Indian or Alaska Native</u>	<input type="text" value="2"/>	3	<input type="text" value="4"/>	5	6
<u>Asian</u>	<input type="text"/>	0	<input type="text" value="2"/>	4	2
<u>Black or African American</u>	<input type="text"/>	0	<input type="text" value="2"/>	2	2
<u>Native Hawaiian or Other Pacific Islander</u>	<input type="text"/>	0	<input type="text" value="1"/>	1	1
<u>White</u>	<input type="text" value="91"/>	135	<input type="text" value="138"/>	191	229
<u>Two or more races</u>	<input type="text" value="9"/>	11	<input type="text" value="11"/>	18	20
<u>Race and ethnicity unknown</u>	<input type="text" value="4"/>	4	<input type="text"/>	0	4
TOTAL	112	160	169	236	281
PY TOTAL	107		207		314

Completers by Level

Institutions must report the number of students who earned an award by level. This screen will be shown for each of the following consolidated award levels for which there is a reported completion:

- Postsecondary awards, certificates, or diplomas of **less than 1 academic year**
 - Less than 900 contact or clock hours, or
 - Less than 30 SEMESTER or TRIMESTER credit hours, or
 - Less than 45 QUARTER credit hours
- Postsecondary awards, certificates, or diplomas of **at least 1 but less than 4 academic years**
 - 900 or more contact or clock hours, or
 - 30 or more SEMESTER or TRIMESTER credit hours, or
 - 45 or more QUARTER credit hours
- Associate's degrees
- Bachelor's degrees
- Master's degrees
- Doctor's degrees
- Postbaccalaureate and post-master's certificates

Postsecondary award, certificate, or diploma of less than 1 academic year:

Less than 900 contact or clock hours, or less than 30 semester or trimester credit hours, or less than 45 quarter credit hours

Number of students by gender, by race and ethnicity, and by age earning this award between July 1, 2017 and June 30, 2018. Each student should be counted once per award level. For example, if a student earned a master's degree and a doctor's degree, he/she should be counted once in master's and once in doctor's. A student earning two master's degrees should be counted only once.


- Report Hispanic/Latino individuals of any race as Hispanic/Latino
- Report race for non-Hispanic/Latino individuals only


	Number of Students	Total Awards
By Gender		
Men	<input type="text" value="12"/>	19
Women	<input type="text" value="13"/>	18
TOTAL	<input type="text" value="25"/>	37
PY TOTAL	116	

By Race/Ethnicity

<u>Nonresident alien</u>	<input type="text"/>	0
<u>Hispanic/Latino</u>	<input type="text" value="1"/>	1

<u>American Indian or Alaska Native</u>	<input type="text" value="1"/>	1
<u>Asian</u>	<input type="text"/>	0
<u>Black or African American</u>	<input type="text"/>	0
<u>Native Hawaiian or Other Pacific Islander</u>	<input type="text"/>	0
<u>White</u>	<input type="text" value="23"/>	35
Two or more races	<input type="text"/>	0
<u>Race and ethnicity unknown</u>	<input type="text"/>	0
TOTAL	25	37



 **By Age**

Under 18	<input type="text"/>	
18-24	<input type="text" value="9"/>	
25-39	<input type="text" value="11"/>	
40 and Above	<input type="text" value="5"/>	
Age Unknown	<input type="text"/>	
TOTAL	25	37

Completers by Level

Institutions must report the number of students who earned an award by level. This screen will be shown for each of the following consolidated award levels for which there is a reported completion:

- Postsecondary awards, certificates, or diplomas of **less than 1 academic year**
 - Less than 900 contact or clock hours, or
 - Less than 30 SEMESTER or TRIMESTER credit hours, or
 - Less than 45 QUARTER credit hours
- Postsecondary awards, certificates, or diplomas of **at least 1 but less than 4 academic years**
 - 900 or more contact or clock hours, or
 - 30 or more SEMESTER or TRIMESTER credit hours, or
 - 45 or more QUARTER credit hours
- Associate's degrees
- Bachelor's degrees
- Master's degrees
- Doctor's degrees
- Postbaccalaureate and post-master's certificates

**Postsecondary award, certificate, or diploma of at least 1 but less than 4 academic years:
900 or more contact or clock hours, or 30 or more semester or trimester credit hours, or 45 or more quarter credit hours**

Number of students by gender, by race and ethnicity, and by age earning this award between July 1, 2017 and June 30, 2018. Each student should be counted once per award level. For example, if a student earned a master's degree and a doctor's degree, he/she should be counted once in master's and once in doctor's. A student earning two master's degrees should be counted only once.


- Report Hispanic/Latino individuals of any race as Hispanic/Latino
- Report race for non-Hispanic/Latino individuals only


	Number of Students	Total Awards
By Gender		
Men	<input type="text" value="22"/>	23
Women	<input type="text" value="41"/>	43
TOTAL	63	66
PY TOTAL	62	

By Race/Ethnicity

<u>Nonresident alien</u>	<input type="text"/>	0
<u>Hispanic/Latino</u>	<input type="text" value="3"/>	3

<u>American Indian or Alaska Native</u>	<input type="text" value="1"/>	1
<u>Asian</u>	<input type="text" value="2"/>	2
<u>Black or African American</u>	<input type="text"/>	0
<u>Native Hawaiian or Other Pacific Islander</u>	<input type="text"/>	0
<u>White</u>	<input type="text" value="49"/>	52
Two or more races	<input type="text" value="8"/>	8
<u>Race and ethnicity unknown</u>	<input type="text"/>	0
TOTAL	63	66



 **By Age**

Under 18	<input type="text"/>	
18-24	<input type="text" value="17"/>	
25-39	<input type="text" value="29"/>	
40 and Above	<input type="text" value="17"/>	
Age Unknown	<input type="text"/>	
TOTAL	63	66

Completers by Level

Institutions must report the number of students who earned an award by level. This screen will be shown for each of the following consolidated award levels for which there is a reported completion:

- Postsecondary awards, certificates, or diplomas of **less than 1 academic year**
 - Less than 900 contact or clock hours, or
 - Less than 30 SEMESTER or TRIMESTER credit hours, or
 - Less than 45 QUARTER credit hours
- Postsecondary awards, certificates, or diplomas of **at least 1 but less than 4 academic years**
 - 900 or more contact or clock hours, or
 - 30 or more SEMESTER or TRIMESTER credit hours, or
 - 45 or more QUARTER credit hours
- Associate's degrees
- Bachelor's degrees
- Master's degrees
- Doctor's degrees
- Postbaccalaureate and post-master's certificates

Associate's degrees

Number of students by gender, by race and ethnicity, and by age earning this award between July 1, 2017 and June 30, 2018. Each student should be counted once per award level. For example, if a student earned a master's degree and a doctor's degree, he/she should be counted once in master's and once in doctor's. A student earning two master's degrees should be counted only once.

- Report Hispanic/Latino individuals of any race as Hispanic/Latino
- Report race for non-Hispanic/Latino individuals only

	Number of Students	Total Awards
By Gender		
Men	112	118
Women	169	175
TOTAL	281	293
PY TOTAL	314	

By Race/Ethnicity

<u>Nonresident alien</u>		0
<u>Hispanic/Latino</u>	17	18
<u>American Indian or Alaska Native</u>	6	6

<u>Asian</u>	<input type="text" value="2"/>	2
<u>Black or African American</u>	<input type="text" value="2"/>	2
<u>Native Hawaiian or Other Pacific Islander</u>	<input type="text" value="1"/>	1
<u>White</u>	<input type="text" value="229"/>	239
Two or more races	<input type="text" value="20"/>	21
<u>Race and ethnicity unknown</u>	<input type="text" value="4"/>	4
TOTAL	281	293

 **By Age**

Under 18	<input type="text" value="1"/>	
18-24	<input type="text" value="140"/>	
25-39	<input type="text" value="99"/>	
40 and Above	<input type="text" value="41"/>	
Age Unknown	<input type="text"/>	
TOTAL	281	293

The name of the preparer is being collected so that we can follow up with the appropriate person in the event that there are questions concerning the data. The Keyholder will be copied on all email correspondence to other preparers.

The time it took to prepare this component is being collected so that we can continue to improve our estimate of the reporting burden associated with IPEDS. Please include in your estimate the time it took for you to review instructions, query and search data sources, complete and review the component, and submit the data through the Data Collection System.

Thank you for your assistance.

This survey component was prepared by:

<input checked="" type="radio"/>	Keyholder	<input type="radio"/>	SFA Contact	<input type="radio"/>	HR Contact
<input type="radio"/>	Finance Contact	<input type="radio"/>	Academic Library Contact	<input type="radio"/>	Other
Name:	<input type="text" value="Steve Rogers"/>				
Email:	<input type="text" value="steve.rogers@umpqua"/>				

How many staff from your institution only were involved in the data collection and reporting process of this survey component?

<input type="text" value="4.00"/>	Number of Staff (including yourself)
-----------------------------------	--------------------------------------

How many hours did you and others from your institution only spend on each of the steps below when responding to this survey component?

Exclude the hours spent collecting data for state and other reporting purposes.

Staff member	Collecting Data Needed		Revising Data to Match IPEDS Requirements		Entering Data		Revising and Locking Data	
Your office	<input type="text" value="1.50"/>	hours	<input type="text" value="0.75"/>	hours	<input type="text" value="8.00"/>	hours	<input type="text"/>	hours
Other offices	<input type="text" value="0.50"/>	hours	<input type="text" value="0.00"/>	hours	<input type="text" value="0.00"/>	hours	<input type="text" value="0.00"/>	hours

Summary

IPEDS collects important information regarding your institution. All data reported in IPEDS survey components become available in the IPEDS Data Center and appear as aggregated data in various Department of Education reports. Additionally, some of the reported data appears specifically for your institution through the College Navigator website and is included in your institution's Data Feedback Report (DFR). The purpose of this summary is to provide you an opportunity to view some of the data that, when accepted through the IPEDS quality control process, will appear on the College Navigator website and/or your DFR. College Navigator is updated approximately three months after the data collection period closes and Data Feedback Reports will be available through the [Data Center](#) and sent to your institution's CEO in November 2018.

Please review your data for accuracy. If you have questions about the data displayed below after reviewing the data reported on the survey screens, please contact the IPEDS Help Desk at: 1-877-225-2568 or ipedshelp@rti.org.

Summary of Completions Data

Award Level	Number of Completions	
	1 st major	2 nd major
<u>Postsecondary award, certificate, or diploma (less than 1 academic year)</u>	37	0
<u>Postsecondary award, certificate, or diploma (at least 1 but less than 2 academic years)</u>	66	0
<u>Associate's degree</u>	293	0
Total number of degrees and certificates	396	

Summary of Completers Data

	Number of Students		
	Men	Women	Total
All Completers	112	169	281

Completions

Umpqua Community College (210270)

Source	Description	Severity	Resolved	Options
Global Edits				
Perform Edits	You have reported completers of associate's degrees with the age of 18 or younger, which is uncommon. Please correct the data or explain. (Error #10735)	Explanation	Yes	
Reason:	The student reported had taken most of the courses required for this degree during high school as a dual credit student.			
Perform Edits	Current year completions (6) are outside the expected range when compared to completions reported in the prior year (52) for: Men, in CIP codes starting with(52.XXXX), award level (1). Please correct your data or explain. (Error #10503)	Explanation	Yes	
Reason:	The greater number of prior year completions were part of a now-discontinued career pathway certificate in retail management.			
Perform Edits	Current year completions (3) are outside the expected range when compared to completions reported in the prior year (36) for: Women, in CIP codes starting with(52.XXXX), award level (1). Please correct your data or explain. (Error #10505)	Explanation	Yes	
Reason:	The greater number of prior year completions were part of a now-discontinued career pathway certificate in retail management.			
Screen: Completers- Less than 1 academic year				
Screen Entry	The total number of completers (Men + Women) reported for this award level (25) is outside the expected range when compared to the prior year value. Please correct your data or contact the IPEDS Help Desk for assistance. (Error #10584)	Explanation	Yes	
Reason:	The prior year value included 81 completers from a discontinued Retail Management career pathway certificate program.			