

Institution: Umpqua Community College (210270)  
User ID: P2102701

## Overview

### Institutional Characteristics Header Overview

Welcome to the Institutional Characteristics Header survey component (IC Header). This survey was introduced to collect data that are key to reporting throughout the IPEDS data collection, and must be completed and locked before any other survey can be started.

Some IC Header questions may require nothing more than a confirmation, if nothing has changed. Please make changes as necessary, and complete items that do need a response (enrollment questions).

Remember, it is the responsibility of the keyholder to provide NCES with accurate data about the institution. Please never hesitate to call the IPEDS Help Desk at 1-877-225-2568 and ask for help to make sure that you are reporting correctly!

#### Changes to Institutional Characteristics:

- There is a new question for doctor's degree granting institutions. This question will determine whether an institution reports Graduate tuition, Doctor's - Professional Practice tuition, or both.
- The systems question has been moved to the IC Header and has been revised for clarity.

Because of the importance of the IC Header data in determining the screens you will receive in other surveys, be sure to report correctly, and to contact the IPEDS Help Desk if you have **ANY** questions about what you need to report.

The IC Header data affect other survey components in the following ways:

- The Educational Offerings question verifies your institution's inclusion in IPEDS.
- The Control and Levels page is key to all survey components, especially to Finance (F) and Graduation Rates (GRS). Additionally, this is important information for students, impacts many federal reports, and is used in placing institutions in appropriate net price groupings.
- Calendar system selection impacts student charges data reported in Institutional Characteristics (IC), GRS data, and Student Financial Aid (SFA) data related to the net price calculation.
- Enrollment levels impact student charges in IC and enrollment categories in the Fall Enrollment (EF) survey component.
- The operations question for new institutions determines reporting of 12-month enrollment (E12).

To download survey materials package for this component: [Survey Materials](#)

### Part A - Educational Offerings

#### 1. Which of the following types of instruction/programs are offered by your institution? [Check one or more]

*If your institution does not offer occupational or academic programs, you are not expected to complete this or any other IPEDS survey.*

<input checked="" type="checkbox"/>	<u>Occupational</u> , may lead to a certificate, degree, or other formal award
<input checked="" type="checkbox"/>	<u>Academic</u> , leading to a certificate, degree, or diploma
<input checked="" type="checkbox"/>	Recreational or <u>avocational (leisure) programs</u>
<input checked="" type="checkbox"/>	<u>Adult basic</u> or remedial instruction or high school equivalency
<input checked="" type="checkbox"/>	Secondary (high school)

## Part A - System Office

### 2. System, Governing Board or Corporate Structure

Is the institution part of a multi-institution or multi-campus organization that owns, governs, or controls the institution? **Do NOT indicate a religious affiliation here. That information is collected separately and differs from system name.**

*If you need assistance or need to make changes, contact the Help Desk at 1-877-225-2568. You will not be able to lock your submission if this question is blank.*

<input checked="" type="radio"/>	No, this institution <b>IS NOT</b> a part of a multi-institution or multi-campus organization that owns, governs, or controls the institution.
<input type="radio"/>	Yes, this institution <b>IS</b> a part of a multi-institution or multi-campus organization that owns, governs, or controls the institution. If yes, specify the name of the multi-institution or multi-campus organization that owns, governs, or controls the institution. <b>Please make sure to spell the name out in the same way as other institutions in your organization.</b>

## Part B - Organization - Control and Level

### 1. What is your institutional control or affiliation?

**Be sure to select the correct control for your institution. Errors on this question have an impact throughout the IPEDS surveys, in federal reporting, in net price groupings, and on your institutions appearance to students. If you reported incorrectly in a previous year, please contact the Help Desk at 877.225.2568 to correct the error.**

<input checked="" type="radio"/>	Public - Select primary and or secondary controls below	
	Primary control	Secondary control (if applicable)
		State <input type="text"/>
	Special district <input type="text"/>	
<input type="radio"/>	Private for-profit	
<input type="radio"/>	Private not-for-profit independent (no religious affiliation)	
<input type="radio"/>	Private not-for-profit religious affiliation - Select affiliation below	
		Select One <input type="text"/>

### 2. What award levels are offered by your institution? [Check all that apply]

When reporting award levels for sub baccalaureate certificates (levels 1, 2, and 4), **determine program length by the number of credit or contact hours**, NOT the academic year length in parentheses. The academic year length is meant only to provide context.

The 'Other' award level should not be used unless your program truly does not fit any of the other award levels. We expect very few institutions to fit the 'Other' category.

Award Level		
<b>BELOW THE BACCALAUREATE:</b>		
1	<input checked="" type="checkbox"/>	<u>Postsecondary award, certificate, or diploma of</u> (less than one academic year) - less than 900 contact or clock hours, or - less than 30 semester or trimester credit hours, or - less than 45 quarter credit hours
2	<input checked="" type="checkbox"/>	<u>Postsecondary award, certificate, or diploma of</u> (at least one but less than two academic years) - at least 900 but less than 1800 contact or clock hours, or - at least 30 but less than 60 semester or trimester credit hours, or - at least 45 but less than 90 quarter credit hours
3	<input checked="" type="checkbox"/>	<u>Associate's degree</u>
4	<input type="checkbox"/>	<u>Postsecondary award, certificate, or diploma of</u> (at least two but less than four academic years) - 1800 or more contact or clock hours, or - 60 or more semester or trimester credit hours, or - 90 or more quarter credit hours
<b>BACCALAUREATE AND ABOVE:</b>		
5	<input type="checkbox"/>	<u>Bachelor's degree</u> or equivalent
6	<input type="checkbox"/>	<u>Postbaccalaureate certificate</u>
7	<input type="checkbox"/>	<u>Master's degree</u>
8	<input type="checkbox"/>	<u>Post-master's certificate</u>
17	<input type="checkbox"/>	<u>Doctor's degree - research/scholarship</u>
18	<input type="checkbox"/>	<u>Doctor's degree - professional practice</u>
19	<input type="checkbox"/>	<u>Doctor's degree - Other</u>
12	<input type="checkbox"/>	<u>Other</u> (specify in box below)

You may use the space below to provide context for the data you've reported above.

### Part B - Organization - Calendar System

Your response to the next question determines how your institution reports Institutional Characteristics student charges data in the fall, Student Financial Aid data in the spring, and Graduation Rates data in the spring. **It also impacts the net price calculation in the Student Financial Aid survey.**

If the calendar system differs from prior year or requires a change, please contact the Help Desk at 877.225.2568.

#### 3. What is the predominant calendar system at the institution? [Choose one]

##### Standard academic terms

Checking **Semester, Quarter, Trimester, or 4-1-4** determines that your institution will provide Student Financial Aid and Graduation Rates data based on a FALL COHORT and student charges data for a full ACADEMIC YEAR.

Checking **Other academic calendar** determines that your institution will provide Student Financial Aid and Graduation Rates data based on a FULL YEAR COHORT and student charges data for a full ACADEMIC YEAR.

- Semester
- Quarter
- Trimester
- 4-1-4 or similar plan
- Other academic calendar

##### Other calendar system

Checking one of the following determines that your institution will provide Student Financial Aid and Graduation Rates data based on a FULL YEAR COHORT and student charges data by the full length of each reported PROGRAM.

- Differs by program
- Continuous basis (every 2 weeks, monthly, or other period)

**Part B - Organization - Student Enrollment**

**4. Does your institution enroll any of the following types of students?**

*Include all levels offered by your institution, even if there are no students currently enrolled at that level.*

*Responses to this question determine which screens will be generated for reporting academic year tuition charges, and for reporting Fall Enrollment during the spring collection. Additionally, checking **Yes** for full-time, first-time, degree/certificate-seeking undergraduate students determines that your institution must report cost (price) of attendance data (on the IC survey) and Student Financial Aid data (in the spring collection) for these students.*

	<u>Full-time</u>		<u>Part-time</u>	
<u>Undergraduate (academic or occupational programs)</u>	<input type="radio"/> No	<input checked="" type="radio"/> Yes	<input type="radio"/> No	<input checked="" type="radio"/> Yes
<u>First-time, degree/certificate-seeking undergraduate</u>	<input type="radio"/> No	<input checked="" type="radio"/> Yes	<input type="radio"/> No	<input checked="" type="radio"/> Yes
<u>Graduate</u>	<input checked="" type="radio"/> No	<input type="radio"/> Yes	<input checked="" type="radio"/> No	<input type="radio"/> Yes

**6. For academic year 2008-09, did your institution enroll any full-time, first-time students?**

*If you answer **Yes** to this question, you will be required to provide Graduation Rates data for the 2008-09 cohort in the spring collection. If you answer **No** to this question, indicate the reason you are not required to report Graduation Rates for the cohort year requested. If you reported any full-time, first-time degree/certificate-seeking students on the 2008-09 Fall Enrollment survey, the data will be preloaded below.*

<input type="radio"/>	No	
	<input type="checkbox"/>	This institution did not enroll full-time, first-time degree/certificate-seeking students.
	<input type="checkbox"/>	This institution was not in operation in 2008-09.
<input checked="" type="radio"/>	Yes	

Full-time, first-time degree/certificate-seeking students from 2008-09 Fall Enrollment survey (GRS Cohort) | **269**

**Summary**

**Institutional Characteristics Header Component Summary**

IPEDS collects important information regarding your institution. All data reported in IPEDS survey components become available in the IPEDS Data Center and appear as aggregated data in various Department of Education reports. Additionally, some of the reported data appears specifically for your institution through the College Navigator website and is included in your institution's Data Feedback Report (DFR). The purpose of this summary is to provide you an opportunity to view some of the data that, when accepted through the IPEDS quality control process, will appear on the College Navigator website and/or your DFR. College Navigator is updated approximately three months after the data collection period closes and Data Feedback Reports will be available through the ExPT and sent to your institution's CEO in November 2012.

Please review your data for accuracy. If you have questions about the data displayed below after reviewing the data reported on the survey screens, please contact the IPEDS Help Desk at: 1-877-225-2568.

**GENERAL INFORMATION**

Educational Offerings	Occupational Academic Recreational Adult basic Secondary
Control	Public
	Primary Control: Special district      Secondary Control: State
Award Levels Offered	Less than one academic year At least one, but Less than two academic years Associate's degree
Calendar system	Quarter
Levels of Enrollment offered	Full-time Undergraduate Part-time Undergraduate Full-time First-time, degree/certificate-seeking undergraduate Part-time First-time, degree/certificate-seeking undergraduate
System	No System

**Explanation Report**

There are no explanations for selected survey and institution





Institution: Umpqua Community College (210270)

User ID: P2102701

### Part A - Mission Statement

1. Provide the institution's mission statement or a web address (URL) where the mission statement can be found. Typed statements are limited to 2,000 characters or less. The mission statement will be available to the public on College Navigator.

Mission Statement URL:

Please begin URL with "http://" or "https://"

Mission Statement

2. Are all the programs at your institution offered completely via distance education?

Yes

No

## Part B - Admissions and Estimated Enrollment


### 1. Does your institution have an open admission policy for all or most entering first-time degree/certificate-seeking undergraduate-level students?

If the only requirement for admission is a high school diploma or GED/other equivalent, your institution is still considered open admission. Institutions that require only an Ability to Benefit or similar test beyond the diploma/equivalent, and only reject a very small number of students based on the test, are also considered open admission.

If your institution does not have an open admission policy, you will be expected to answer additional questions (B2, B3, and B4) regarding your admissions procedures and admissions yield.

Yes

No

 You may use the space below to provide context for the data you've reported above. These context notes will be posted on the College Navigator website, and should be written to be understood by students and parents.

**Part B - Estimated Fall Enrollment**

Estimated 2011 Fall Enrollment

*Provide an early estimate of the institution's fall enrollment for all levels offered. Levels should match those indicated 'Yes' in the IC Header survey. If you made an error in the Header survey, please contact the Help Desk.*

*These data will NOT appear in College Navigator, but will be made available via the IPEDS Data Center.*

Estimates should be based on the definitions used in the IPEDS Fall Enrollment component submitted during the spring collection (for academic institutions report an estimate of the students that are/will be enrolled as of October 15, 2011; for program reporter institutions report an estimate of students enrolled in your institution at any time between August 1 and October 31, 2011). Prior year (PY) Fall Enrollment counts are provided for reference.

	Full-time	FT PY Enrollment	Part-time	PT PY Enrollment	Total
<b>Undergraduate (academic or occupational programs)</b>	<input type="text" value="1,952"/>	<b>1,646</b>	<input type="text" value="1,439"/>	<b>1,692</b>	3,391
<b>Of undergraduates, those who are first-time, degree/certificate-seeking students</b>	<input type="text" value="205"/>	<b>266</b>	<input type="text" value="89"/>	<b>166</b>	294
<b>Graduate</b>	<input type="text"/>		<input type="text"/>		0

**Part C - Student Services - Special Learning Opportunities**

**1. Does your institution accept any of the following? [Check all that apply]**

<input checked="" type="checkbox"/>	<u>Dual credit</u> (college credit earned while in high school)
<input checked="" type="checkbox"/>	<u>Credit for life experiences</u>
<input checked="" type="checkbox"/>	<u>Advanced placement (AP) credits</u>
<input type="checkbox"/>	None of the above

**2. What types of special learning opportunities are offered by your institution? [Check all that apply]**

<input checked="" type="checkbox"/>	<u>Distance learning opportunities (e-learning)</u>
<input type="checkbox"/>	ROTC
<input type="checkbox"/>	Army
<input type="checkbox"/>	Navy
<input type="checkbox"/>	Air Force
<input type="checkbox"/>	<u>Study abroad</u>
<input checked="" type="checkbox"/>	<u>Weekend/evening college</u>
<input type="checkbox"/>	<u>Teacher certification</u> (for the elementary, middle school/junior high, or secondary level)
	Do <b>not</b> include certifications to teach at the postsecondary level.
<input type="checkbox"/>	Students can complete their preparation in certain areas of specialization
<input type="checkbox"/>	Students must complete their preparation at another institution for certain areas of specialization
<input type="checkbox"/>	This institution is approved by the state for the initial certification or licensure of teachers
<input type="checkbox"/>	None of the above

**Part C - Student Services - Services, Library, Tuition**

**4. Which of the following selected student services are offered by your institution? [Check all that apply]**

- Remedial services
- Academic/career counseling services
- Employment services for current students
- Placement services for program completers
- On-campus day care for children of students
- None of the above


**5. Does your institution have its own library or are you financially supporting a shared library with another postsecondary education institution?**

- Have our own library
- Do not have our own library but contribute financial support to a shared library
- Neither of the above

**6. Indicate whether or not any of the following alternative tuition plans are offered by your institution.**

- No
- Yes

- Tuition guarantee
- Prepaid tuition plan
- Tuition payment plan
- Other (specify in box below)

 You may use the space below to provide context for the data you've reported above. These context notes will be posted on the College Navigator website, and should be written to be understood by students and parents.

Institution: Umpqua Community College (210270)

User ID: P2102701


### Part C - Disability Service

Please indicate the percentage of all undergraduates enrolled during fall 2010 who were formally registered as students with disabilities with the institution's office of disability services (or the equivalent office).

3 percent or less

More than 3 percent:

%

 You may use the space below to provide context for the data you've reported above. These context notes will be posted on the College Navigator website, and should be written to be understood by students and parents.

**Part D - Student Charges Questions****1. Are all full-time, first-time degree/certificate-seeking students required to live on campus or in institutionally-controlled housing?**

If you answer **Yes** to this question, you will not be asked to report off-campus room and board in the price of attendance (D11).

If you make any exceptions to this rule, and have first-time, full-time students living off-campus, please answer **No** so that this does not cause conflicts with the Student Financial Aid survey.

No

Yes

**2. Does your institution charge different tuition for in-district, in-state, or out-of-state students?**

If you answer **Yes** to this question, you will be expected to report tuition amounts for in-district, in-state, and out-of-state students.

Please only select **Yes** if you really charge different tuition rates, or you will be reporting the same numbers 3 times.

No

Yes

**3. Does your institution offer institutionally-controlled housing (either on or off campus)?**

If you answer **Yes** to this question, you will be expected to specify a housing capacity, and to report a room charge or a combined room and board charge (D10).

No

Yes

Specify housing capacity for academic year 2011-12**4. Do you offer board or meal plans to your students?**

If you answer **Yes** to this question, you will be expected to report a board charge or combined room and board charge (D10).

No

Yes - Enter the number of meals per week in the maximum meal plan available

Yes - Number of meals per week can vary (e.g., students' charge meals against a meal card)

**Part D - Undergraduate Student Charges**

If the institution charges an application fee, indicate the amount.

	Amount	Prior year
<u>Undergraduate application fee</u>	25	25

**5. Charges to full-time undergraduate students for the full academic year 2011-12**

Please be sure to report an average tuition that includes all students at all levels (freshman, sophomore, etc.).

	<u>In-district</u>	<u>Prior year</u>	<u>In-state</u>	<u>Prior year</u>	<u>Out-of-state</u>	<u>Prior year</u>
All full-time undergraduates						
Average tuition	3,578	3,308	3,578	3,308	9,248	8,978
Required fees	300	300	300	300	300	300

**6. Per credit hour charge for part-time undergraduate students**

Please be sure to report an average per credit tuition that includes all students at all levels (freshman, sophomore, etc.).

	<u>In-district</u>	<u>Prior year</u>	<u>In-state</u>	<u>Prior year</u>	<u>Out-of-state</u>	<u>Prior year</u>
Per credit hour charge	80	74	80	74	206	200



**Part D - Student Charges - Price of Attendance**

**11. Cost (price) of attendance for full-time, first-time undergraduate students:**


Please enter the amounts requested below. These data will be made available to the public on College Navigator. Data for prior years may be corrected. If your institution participates in any Title IV programs (Pell, Stafford, etc.), you must complete all information for the current year. *Estimates of expenses for books and supplies, room and board, and other expenses are those from the Cost of Attendance report used by the financial aid office in determining financial need. Please talk to your financial aid office to get these numbers, to ensure that you are reporting correct numbers.*

Leave items that do not apply blank and the system will fill in as "not applicable" or indicate that more information is needed. For example, if your institution was not open in 2008-09, leave those cells blank and call the Help Desk to override any errors. DO NOT attempt to overcome the errors by entering false data.

If the 2011-12 tuition and/or fees for entering students are covered by a tuition guarantee program, check the applicable box(es) under 'Tuition Guarantee'. Additionally, if the guarantee is not for a 0% increase, please indicate the maximum % increase guarantee. These numbers are expected to be fairly small. Please contact the Help Desk if you are confused about these values and how to report them.

Charges for full academic year	2008-09	2009-10	2010-11	2011-12		
<b>Published tuition and required fees:</b>					Tuition Guarantee (check only if applicable to entering students in 2011-12)	Guaranteed increase %
In-district Tuition	3,150	3,240	3,308	3,578	<input type="checkbox"/>	
Required fees	300	300	300	300	<input type="checkbox"/>	
Tuition + fees total	3,450	3,540	3,608	3,878		
PY tuition + fees total	3,450	3,540	3,608			
In-state Tuition	3,150	3,240	3,308	3,578	<input type="checkbox"/>	
Required fees	300	300	300	300	<input type="checkbox"/>	
Tuition + fees total	3,450	3,540	3,608	3,878		
PY tuition + fees total	3,450	3,540	3,608			
Out-of-state Tuition	8,820	8,910	8,978	9,248	<input type="checkbox"/>	
Required fees	300	300	300	300	<input type="checkbox"/>	
	9,120	9,210	9,278	9,548		

Tuition + fees total						
PY tuition + fees total	9,120	9,210	9,278			
Books and supplies	1,200	1,500	1,500	1,500		
<b>Off campus (not with family):</b>						
Room and board	6,000	6,000	7,500	7,500		
Other expenses	3,600	3,600	3,900	3,900		
Room and board and other expenses	9,600	9,600	11,400	11,400		
<b>Off campus (with family):</b>						
Other expenses	5,670	5,670	6,150	6,150		

 You may use the space below to provide context for the data you've reported above. These context notes will be posted on the College Navigator website, and should be written to be understood by students and parents.

**Part E - Athletic Association**

**1. Is this institution a member of a national athletic association?**

No

Yes - Check all that apply

National Collegiate Athletic Association (NCAA)

National Association of Intercollegiate Athletics (NAIA)

National Junior College Athletic Association (NJCAA)

United States Collegiate Athletic Association (USCAA)

National Christian College Athletic Association (NCCAA)

Other

**2. If this institution is a member of the NCAA or NAIA, specify the conference FOR EACH SPORT using the pull down menu.**

Sport	NCAA or NAIA member		Conference
Football	<input checked="" type="radio"/> No	<input type="radio"/> Yes-Specify	Select One
Basketball	<input checked="" type="radio"/> No	<input type="radio"/> Yes-Specify	Select One
Baseball	<input checked="" type="radio"/> No	<input type="radio"/> Yes-Specify	Select One
Cross country and/or track	<input checked="" type="radio"/> No	<input type="radio"/> Yes-Specify	Select One

**Summary****Institutional Characteristics Component Summary  
Academic Year Reporters**

IPEDS collects important information regarding your institution. All data reported in IPEDS survey components become available in the IPEDS Data Center and appear as aggregated data in various Department of Education reports. Additionally, some of the reported data appears specifically for your institution through the College Navigator website and is included in your institution's Data Feedback Report (DFR). The purpose of this summary is to provide you an opportunity to view some of the data that, when accepted through the IPEDS quality control process, will appear on the College Navigator website and/or your DFR. College Navigator is updated approximately three months after the data collection period closes and Data Feedback Reports will be available through the ExPT and sent to your institution's CEO in November 2012.

Please review your data for accuracy. If you have questions about the data displayed below after reviewing the data reported on the survey screens, please contact the IPEDS Help Desk at: 1-877-225-2568 or [ipedshelp@rti.org](mailto:ipedshelp@rti.org).

**GENERAL INFORMATION**

Mission Statement	<a href="http://www.umpqua.edu/ucc-institutional-research">http://www.umpqua.edu/ucc-institutional-research</a>
Are all the programs at your institution offered completely via distance education?	No
Special Learning Opportunities	Distance learning opportunities (e-learning) Weekend/evening college
Student Services	Remedial services Academic/career counseling services Employment services for current students Placement services for program completers On-campus day care for children of students
Credit Accepted	Dual credit (college credit earned while in high school) Credit for life experiences Advanced placement (AP) credits
Undergraduate students enrolled who are formally registered with office of disability services	5%

**PRICING INFORMATION**

Estimated expenses for academic year for full-time, first-time students	2008-09	2009-10	2010-11	2011-12
In-district tuition and fees	\$3,450	\$3,540	\$3,608	\$3,878
In-state tuition and fees	\$3,450	\$3,540	\$3,608	\$3,878
Out-of-state tuition and fees	\$9,120	\$9,210	\$9,278	\$9,548
Books and supplies	\$1,200	\$1,500	\$1,500	\$1,500
Off Campus Room and Board	\$6,000	\$6,000	\$7,500	\$7,500
Off Campus Other Expenses	\$3,600	\$3,600	\$3,900	\$3,900
Off Campus with family Other Expenses	\$5,670	\$5,670	\$6,150	\$6,150
Average undergraduate student tuition and fees for academic year 2011-12	Tuition		Fees	

PRICING INFORMATION			
	In-district	\$3,578	\$300
	In-state	\$3,578	\$300
	Out-of-state	\$9,248	\$300
Alternative tuition plans		N/A	

ADMISSIONS INFORMATION	
Open admission	Yes
Institution: Umpqua Community College (210270)	User ID: P2102701

### Explanation Report

Number	Source	Location	Description	Severity	Accepted
<b>Screen: Part B - Estimated Fall Enrollment</b>					
1	Row: 8 Col: 5	Screen Entry	The number you entered, 89, is outside the expected range of within 30% of the number reported in last year's Enrollment. Please fix or explain.	Explanation	Yes
Reason:	This is the current number of part time first time degree seeking freshmen entered into our data system.				
<b>Screen: Part D - Student Charges - Price of Attendance</b>					
2	Row: 4 Col: 5	Screen Entry	This value should be within 20% of prior year.	Explanation	Yes
Reason:	This value is identical to the prior year and by default is within 20%.				