

## Student Financial Aid 2009-10

Institution: Umpqua Community College (210270)



User ID: P92102701

**Part A****Part A - Establish Your Groups.**

Due to requirements included in the Higher Education Opportunity Act (HEOA), there are now multiple groups of students on which you must report financial aid data. Use Part A to establish these groups below.

Institutions need to report aid on this component such that their net price calculations shown on College Navigator and used for the College Affordability lists is a reflection of what students actually pay.

Report the number of students in each of the following groups:

	Fall 2008	Fall 2008 counts reported on Fall Enrollment	Fall 2007 counts reported on PY SFA
<b>01 Group 1.</b> All undergraduate students enrolled in Fall 2008.	<input type="text" value="2,401"/>	2,586	<b>2,047</b>
<b>02 Group 2.</b> Of those in Group 1, those who are full-time, first-time degree/certificate-seeking undergraduates.	 <input type="text" value="271"/>	269	<b>157</b>
<b>02a</b> Of those in Group 2, those who <b>received any Federal Work Study, loans to students, or grant or scholarship aid from federal, state or local governments, the institution, or other sources known to the institution.</b>	 <input type="text" value="232"/>		<b>115</b>
<b>03 Group 3.</b> Of those in Group 2, those <b>paying the in-state or in-district tuition rate who received grant or scholarship aid</b> from federal, state or local governments, or the institution. <b>Exclude other sources of grants.</b> (Data on Group 3 will be used to calculate net price as required by HEOA.)	<input type="text" value="188"/>		
<b>04 Group 4.</b> Of those in Group 2, those <b>paying the in-state or in-district tuition rate who received Title IV federal student aid.</b> (Data on Group 4 will be used to calculate net price by income as required by HEOA.)	<input type="text" value="200"/>		

Institution: Umpqua Community College (210270)

User ID: P92102701

**Part B**

**Part B - Financial Aid About Group 1**

For reporting on Group 1 below, please include:

- all undergraduates enrolled in Fall 2008.
- aid from all sources: federal, state, local governments; your institution; and other sources known to the institution.
- aid received anytime during the full aid year (academic year 2008-09).

	Fall 2008	Prior Fall
Total number of undergraduate students ( <b>Group 1</b> ). (Carried forward from A01.)	2,401	<b>2,047</b>

For **Group 1**, report the number of students and the total amount of aid received by those students at any time during the full aid year 2008-09, for each type of aid listed below. The percentages will be calculated for you as will the average amount of aid they received.

Aid Type	Number of students in <b>Group 1</b> receiving aid in 2008-09	Percentage of students receiving aid	Total amount of aid received by <b>Group 1</b> in 2008-09	Average amount of aid received by students in <b>Group 1</b>
<b>01</b> Grant or scholarship aid received, from the federal government, a state or local government, the institution, and other sources known by the institution	1,692	70	13,784,183	8,147
<b>02</b> Pell grants	1,111	46	3,718,648	3,347
<b>03</b> Federal student loans	1,076	45	6,407,708	5,955

**You may use the space below to provide context for the data you've reported above. These context notes will be posted on the College Navigator website, and should be written to be understood by students and parents.**

Institution: Umpqua Community College (210270)

User ID: P92102701

**Part C, Page 1**

**Part C - Financial Aid About Group 2, Page 1**

For reporting on Group 2 below, please include:

- full-time, first-time degree-seeking students enrolled in Fall 2008.

Information from Part A:	Fall 2008 Number of Students	Percentage of total number of undergraduate students	Prior Year Percentage of total number of undergraduate students
<b>01</b> Total number of undergraduate students ( <b>Group 1</b> ). (Carried forward from A01.)	2,401		
<b>02</b> Number of full-time, first-time degree/certificate-seeking undergraduates ( <b>Group 2</b> ). (Carried forward from A02.)	271	11	<b>8</b>
<b>02a</b> Of those in Group 2, those who received any Federal Work Study, loans to students, or grant or scholarship aid from federal, state or local governments, the institution, or other sources known to the institution. (Carried forward from A02a.)	232	86	<b>73</b>

Please provide student counts information as requested below. Enter the requested information; percentages will be calculated for you.

Number of full-time, first-time degree/certificate-seeking undergraduates ( <b>Group 2</b> )	Fall 2008 Number of Students in <b>Group 2</b>	Percentage of Fall 2008 students in <b>Group 2</b>	Prior Year Percentage
<b>04</b> Of these -			
<b>04a</b> paying in-district tuition rates	<input type="text" value="271"/>	100	<b>100</b>
<b>04b</b> paying in-state tuition rates	<input type="text" value="0"/>	0	<b>0</b>
<b>04c</b> paying out-of-state tuition rates	<input type="text" value="0"/>	0	<b>0</b>
<b>04d</b> Unknown(calculated value) CV=[02-(04a+04b+04c)]	0	0	<b>0</b>

You may use the space below to provide context for the data you've reported above.

Institution: Umpqua Community College (210270)

User ID: P92102701

**Part C, Page 2**

**Part C - Financial Aid About Group 2, Page 2**

For reporting on Group 2 below, please include:

- full-time, first-time degree-seeking students enrolled in Fall 2008.
- grants and scholarships from federal, state, local governments and from your institution; **do not include aid from other sources.**
- loans to students from the federal government and from other sources (including private lenders).
- aid received anytime during the full aid year (academic year 2008-09).

**Information from Part A:**

All full-time, first-time degree/certificate-seeking undergraduates. <b>(Group 2)</b> (Carried forward from A02.)	271
Full-time, first-time degree/certificate-seeking undergraduates who <b>received any Federal Work Study, loans to students, or grant or scholarship aid from federal, state or local governments, the institution, or other sources known to the institution</b> (Carried forward from A02a.)	232

**Column 1:** For each type of aid, report the **number of students receiving aid** anytime during the full 2008-09 aid year. The percentage (column 2) and average amount of aid received (column 4) will be calculated for you. Because students may receive more than one type of aid, the sum of the detail will not necessarily equal the total number of students for the category. However, the total number of students reported for the aid category cannot exceed the sum of detail numbers (e.g., number receiving Federal grants cannot exceed Number of students receiving Pell Grants + number receiving Other Federal grants).


**Column 3:** For each type of aid, report the **total amount of aid** received by these students anytime during the entire aid year. Total amounts for each category will be calculated from detail amounts you report as follows (CV indicates calculated dollar value):

CV 01=02+03+04  
 CV 02=02a+02b  
 CV 05=05a+05b

Types of aid	Number of students in Group 2 receiving aid in 2008-09	Percentage of students in Group 2 receiving aid	Total dollar amount of aid received by Group 2 in 2008-09	Average amount of aid they received	PY Average amount
<b>01 Grants or scholarships from Federal, State, or Local Governments, or the Institution</b>	<input type="text" value="188"/>	69	928,797	⚠ 4,940	<b>4,474</b>
<b>02 Federal grants</b>	<input type="text" value="165"/>	61	585,184	3,547	<b>3,309</b>
<b>02a Pell grants</b>	<input type="text" value="165"/>	61	<input type="text" value="577,496"/>	3,500	<b>3,241</b>
<b>02b Other Federal grants</b>	<input type="text" value="13"/>	5	<input type="text" value="7,688"/>	⚠ 591	<b>659</b>
<b>03 State/local government grants or scholarships (grants/scholarships/waivers)</b>	<input type="text" value="163"/>	60	<input type="text" value="303,386"/>	⚠ 1,861	<b>1,265</b>
<b>04 Institutional grants or scholarships (scholarships/fellowships)</b>	<input type="text" value="35"/>	13	<input type="text" value="40,227"/>	1,149	<b>1,254</b>
<b>05 Loans to students</b>	<input type="text" value="126"/>	46	674,740	5,355	<b>5,084</b>
<b>05a Federal loans</b>	<input type="text" value="126"/>	46	<input type="text" value="674,740"/>	5,355	<b>5,084</b>
<b>05b Other loans</b>	<input type="text" value="0"/>	0	<input type="text" value="0"/>		<b>0</b>

You may use the space below to provide context for the data you've reported above. These context notes will

**be posted on the College Navigator website, and should be written to be understood by students and parents. For example, institutions may report here other sources of private aid not included in the categories above.**



Institution: Umpqua Community College (210270)

User ID: P92102701

**Part D**

**Part D - Financial Aid About Group 3**

For reporting on Group 3 below, please include:

- of the full-time, first-time degree-seeking students enrolled in the Fall (Group 2) those who received grant or scholarship aid from federal, state, or local governments, or from your institution and who paid in-state or in-district tuition rates.
- grants and scholarships from federal, state, local governments or from your institution; do not include aid from other sources.
- aid received anytime during the full aid year (academic year 2008-09).

**These data will be used in Part F to calculate net price.**

	2008-2009	2007-2008	2006-2007
Number of full-time, first-time degree/certificate-seeking undergraduates. <b>(Group 2)</b> . (Carried forward from A02.)	271	157	195
<b>01</b> Number of full-time, first-time degree/certificate-seeking undergraduates <b>paying the in-state or in-district tuition rate</b> who received grant or scholarship aid from federal, state or local governments, or the institution. Exclude other sources of grants. <b>(Group 3)</b> . (Carried forward from A03.)	188	<input type="text" value="85"/>	<input type="text" value="40"/>

Provide counts of living arrangements, and total grant aid, for these students.

**02** Of these, what were their living arrangements?

<b>02a</b> On-campus	<input type="text" value="0"/>	<input type="text" value="0"/>	<input type="text" value="0"/>
<b>02b</b> Off-campus (with family)	<input type="text" value="74"/>	<input type="text" value="21"/>	<input type="text" value="14"/>
<b>02c</b> Off-campus (not with family)	<input type="text" value="113"/>	<input type="text" value="64"/>	<input type="text" value="26"/>
<b>02d</b> Unknown (calculated) <b>CV</b> =[D01-(D02a+D02b+D02c)]	1	0	0

<b>03</b> Total grant and scholarship aid from federal, state or local governments, or institutional sources received by these students. <b>Exclude other sources of aid.</b>	<input type="text" value="928,797"/>	<input type="text" value="351,673"/>	<input type="text" value="146,143"/>
---	--------------------------------------	--------------------------------------	--------------------------------------

<b>04</b> Average total grant and scholarship aid from federal, state or local governments, or institutional sources received by these students. <b>Exclude other sources of aid.</b> <b>CV</b> =D03/D01	<input type="text" value="4,940"/>	4,137	3,654
---	------------------------------------	-------	-------

You may use the space below to provide context for the data you've reported above.

Institution: Umpqua Community College (210270)

User ID: P92102701

**Part E**

**Part E - Financial Aid About Group 4**

For reporting on Group 4 below, please include:

- of the full-time, first-time degree-seeking students enrolled in Fall 2008 (Group 2) those who received Title IV federal student aid, including federal grants or federal student loans and who paid in-state or in-district tuition rates.
- dollar amounts for grants and scholarships from federal, state, local governments or from your institution; do not include grants or scholarships from other sources and do not include loan dollar amounts.
- aid received anytime during the full aid year (academic year 2008-09).

**These data will be used in Part G to calculate net price.**

	2008-2009	2007-2008	2006-2007
<b>01</b> Number of full-time, first-time degree/certificate-seeking undergraduates <b>paying the in-state or in-district tuition rate</b> who received Title IV federal student aid ( <b>Group 4</b> ) (Carried forward from A04.)	200		

Provide counts of living arrangements for these students.

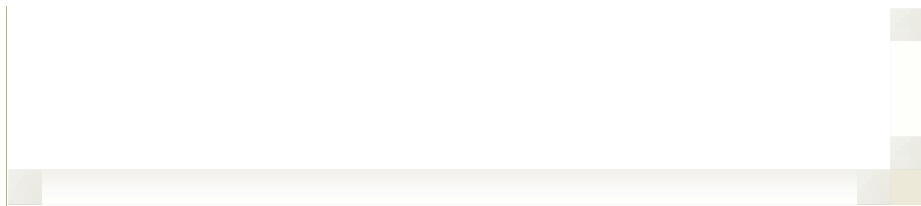
**02** Of these, what were their living arrangements?

<b>02a</b> On-campus	0
<b>02b</b> Off-campus (with family)	70
<b>02c</b> Off-campus (not with family)	130
<b>02d</b> Unknown (calculated) CV=[E01-(E02a+E02b+E02c)]	0

**03** For each income level, provide the number and the total amount of grant or scholarship aid from federal, state or local governments, or institutional sources received by these students. **Exclude other sources of aid.**

Income level	2008-2009			Available in future years, preloaded			Available in future years, preloaded		
	Number of students in <b>Group 4</b> receiving aid	Total grant and scholarship aid received by these students	Average amount of grant and scholarship aid received	Number of students in <b>Group 4</b> receiving aid	Total grant and scholarship aid received by these students	Average amount of grant and scholarship aid received	Number of students in <b>Group 4</b> receiving aid	Total grant and scholarship aid received by these students	Average amount of grant and scholarship aid received
\$0-30,000	124	718,338	5,793						
\$30,001-48,000	38	145,928	3,840						
\$48,001-75,000	29	44,074	1,520						
\$75,001-110,000	7	0	0						
\$110,001 and more	2	0	0						
Total all income levels	200	908,340	4,542						

You may use the space below to provide context for the data you've reported above.





Institution: Umpqua Community College (210270)

User ID: P92102701

**Part F**

**Part F - Net Price Calculation for Group 3**

**Group 3. Of those in Group 2, those paying the in-state or in-district tuition rate who received grant or scholarship aid from federal, state or local governments, or the institution. Exclude other sources of grants.**

This is based on information the institution reported in the Institutional Characteristics component and the Student Financial Aid component. This information will appear on College Navigator.

	2008-2009	2007-2008	2006-2007
<b>01 and 02</b> Components of Cost of Attendance (Carried forward from the Institutional Characteristics component)			
<b>01</b> Published tuition and required fees (lower of in-district or in-state)	3,240	3,258	3,150
<b>02</b> Books and supplies	1,200	1,200	1,200
<b>03</b> Room and board and other expenses by living arrangement			
<b>03a</b> On campus			
<b>03b</b> Off campus (with family)	3,600	3,600	3,600
<b>03c</b> Off campus (not with family)	9,600	9,600	9,600
<b>04</b> Number of students ( <b>Group 3</b> ) by living arrangement (from Part D)			
<b>04a</b> On campus	0	0	0
<b>04b</b> Off campus (with family)	74	21	14
<b>04c</b> Off campus (not with family)	113	64	26
<b>04d</b> Unknown	1	0	0
<b>05</b> Weighted average by living arrangement (excluding Unknown) for Room and board and other expenses (see instructions for calculation formula).	7,226	8,118	7,500
<b>06</b> Total Cost of Attendance <b>CV = (F01+F02+F05)</b>	11,666	12,576	11,850
<b>07</b> Average total grant or scholarship aid from federal, state or local governments, or institutional sources received by these students. <b>Exclude other sources of aid.</b> (from Part D).	4,940	4,137	3,654

**08 Average Net Price for Group 3 students.**

**These amounts will be posted on College Navigator.**

	2008-2009	2007-2008	2006-2007
Full-time, first-time degree/certificate-seeking <b>paying the in-state or in-district tuition rate</b> who received grant or scholarship aid from federal, state or local governments, or the institution. <b>CV = (F06-F07)</b>	6,726	8,439	8,196

Do you wish to provide additional context notes?

Yes  No

**You may use the space below to provide context for these data. These context notes will be posted on the College Navigator website, and should be written to be understood by students and parents.**



Institution: Umpqua Community College (210270)

User ID: P92102701

**Part G****Part G - Net Price Calculation for Group 4****Group 4. Of those in Group 2, those paying the in-state or in-district tuition rate who received Title IV aid.**

This is based on information the institution reported in the Institutional Characteristics component and the Student Financial Aid component. This information will appear on College Navigator.

	2008-2009	2007-2008	2006-2007
<b>01 and 02</b> Components of Cost of Attendance (Carried forward from the Institutional Characteristics component)			
<b>01</b> Published tuition and required fees (lower of in-district or in-state)	3,240		
<b>02</b> Books and supplies	1,200		
<b>03</b> Room and board and other expenses by living arrangement			
<b>03a</b> On campus			
<b>03b</b> Off campus (with family)	3,600		
<b>03c</b> Off campus (not with family)	9,600		
<b>04</b> Number of students ( <b>Group 4</b> ) by living arrangement (from Part E)			
<b>04a</b> On campus	0		
<b>04b</b> Off campus (with family)	70		
<b>04c</b> Off campus (not with family)	130		
<b>04d</b> Unknown	0		
<b>05</b> Weighted average by living arrangement (excluding Unknown) for Room and board and other expenses (see instructions for calculation formula).	7,500		
<b>06</b> Total Cost of Attendance <b>CV</b> = (G01+G02+G05)	11,940		
<b>07</b> Average total grant or scholarship aid from federal, state or local governments, or institutional sources received by these students by income (from Part E).			
\$0 - 30,000	5,793		
\$30,001 - 48,000	3,840		
\$48,001 - 75,000	1,520		
\$75,001 - 110,000	0		
\$110,001 and more	0		

**08 Average Net Price for Group 4 students.**

**These amounts will be posted on College Navigator.**

Full-time, first-time degree/certificate-seeking **paying the in-state or in-district tuition rate** who received Title IV aid.

**CV** = (G06-G07) for a given income

\$0 - 30,000	6,147
\$30,001 - 48,000	8,100
\$48,001 - 75,000	10,420
\$75,001 - 110,000	11,940
\$110,001 and more	11,940

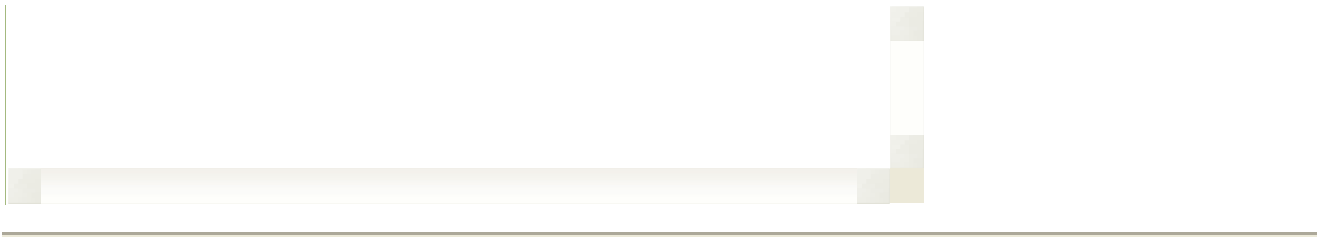
Do you wish to provide additional context notes?

Yes

No

**You may use the space below to provide context for these data. These context notes will be posted on the College Navigator website, and should be written to be understood by students and parents.**

---





Institution: Umpqua Community College (210270)

User ID: P92102701

Explanation Report					
Number	Source	Location	Description	Severity	Accepted
<b>Screen: Part A - Establish your groups</b>					
1	Row 5 Column 2	Screen Entry	The Number of full-time, first-time degree/certificate-seeking undergraduates reported here is not within the expected range when compared to what was reported for this value on last year's Student Financial Aid component. Please contact the Help Desk if the entered number is correct.	Explanation	Yes
Reason:	Data for the Fall 2008 cohort has undergone a review and corrected where appropriate.				
2	Row 6 Column 3	Screen Entry	The calculated percentage of students who received any aid is outside the expected range when compared to last year's value. Please fix or explain.	Explanation	Yes
Reason:	The data is correct due to increased enrollment due to the economy.				
<b>Screen: Part C - Financial Aid About Group 2, Page 2</b>					
3	Row 15 Column 7	Screen Entry	The average amount of this aid type is outside the expected range when compared to last year's value. Please verify that the values reported for the number of students and the total amount of aid received are correct.	Explanation	Yes
Reason:	This data reflects other federal grants.				
4	Row 16 Column 6	Screen Entry	The average amount of this aid type is outside the expected range when compared to last year's value. Please verify that the values reported for the number of students and the total amount of aid received are correct.	Explanation	Yes
Reason:	This data reflects the state and local government grants and scholarships for the requested time period.				
5	Row 12 Column 5	Screen Entry	The average amount of this aid type is outside the expected range when compared to last year's value. Please verify that the values reported for the number of students and the total amount of aid received are correct.	Explanation	Yes
Reason:	This data reflects grants and scholarships from Federal, State, Local Gov., and the Institution. The college is located in a poor rural area where the unemployment rate has been very high from 2008 to present.				