

Adopted Budget Document
fiscal year 2021-2022



umpqua community college

2021-2022 Budget Committee

<p>Zone 1 Hop Jackson Twila McDonald</p>	<p>Term Expiration June 2021 June 2023</p>
<p>Zone 2 Jacky Sohn Doris Lathrop</p>	<p>Term Expiration June 2023 June 2023</p>
<p>Zone 3 Barry Robinson David Littlejohn</p>	<p>Term Expiration June 2023 June 2023</p>
<p>Zone 4 Sally Dunn Erica Mills</p>	<p>Term Expiration June 2021 June 2021</p>
<p>Zone 5 Rex Stevens Guy Kennerly</p>	<p>Term Expiration June 2023 June 2021</p>
<p>Zone 6 Joelle McGorty Randy Richardson</p>	<p>Term Expiration June 2023 June 2023</p>
<p>Zone 7 (at large) Matt Fullerton Steve Loosley</p>	<p>Term Expiration June 2021 June 2021</p>

Table of Contents

General Information

About Umpqua Community College	3
Board of Education	5
Organizational Chart	6
Budget Structure and Functions	7
Funds	8
Revenue Sources	10
Expense Functions	11
Expenditure Categories	12
Budget Planning and Resource Allocation	13
Budget Development Process	14
President’s Message	16
Office & Division Profiles	17
Budget Highlights	46

General Fund	50
Instruction	64
Instructional Support	74
Student Services	78
College Support Services	83
Financial Aid	89
Plant Operations & Maintenance	90

Special Revenue Fund	
Grants & Contracts	92
Administratively Restricted	115
Financial Aid Fund	141
Capital Projects Fund	147
Debt Service Fund	157
Insurance Fund	159
Enterprise Fund	161
Internal Service Fund	171
Agency Fund	173
Legal Notices	183

General Information

About Umpqua Community College

Umpqua Community College is a comprehensive public community college located in Douglas County in southwestern Oregon. The College District was established in 1964 by a vote of its residents. Umpqua strives to make quality post-secondary education affordable and accessible to district residents. The college offers transfer programs, and strong career and technical programs in business, computer science, engineering, human services, and nursing. Its auto mechanics program is certified and sponsored by Toyota. UCC also provides adult basic education, workforce development and truck driving programs at off-site campus locations as well as offering a unique, one-year certificate program in viticulture and wine-making through the Southern Oregon Wine Institute.

The main campus is comprised of 19 buildings located on park-like grounds at 1140 Umpqua Community College Road, Roseburg; and an additional 4 off-site campus locations:

- H. Woolley Adult Basic Education Center located at 1634 W. Harvard, Roseburg,
- Umpqua Small Business Development Center located at 522 SE Washington Ave, Roseburg,
- South Umpqua School District Administration Building located at 558 Chadwick Lane, Myrtle Creek,
- Commercial Driving License Truck Shop located at 6482 Dole Road, Myrtle Creek.

The College District comprises 105,959 residents within the 5,036 square mile area of Douglas County. Douglas County is classified as isolated, rural and economically distressed. The largest population center is Roseburg (pop. 23,793); the majority of residents live in towns with populations of less than 6,000 or in the rural, unincorporated areas between these small towns.

The college serves more than 11,000 unique students each year of which approximately 3,080 are credit students. The main campus is located six miles north of Roseburg on 100 acres of donated land overlooking the North Umpqua River.

Umpqua is accredited by the Northwest Commission on Colleges and Universities. Specialized accreditation has also been granted by the National Automotive Training and Educational Foundation, the Commission on Dental Accreditation and the Committee on Accreditation of Educational Programs for the Emergency Medical Services Professions.

Our Mission

Umpqua Community College transforms lives and enriches communities.

Our Vision

Umpqua Community College will be a model for educational innovation, empowering all students to contribute to an ever-changing, diverse world with confidence, competence, and compassion.

Strategic Plan

In October 2018, the UCC Board of Education approved a new strategic plan for the College. The approval came after months of collective work with input from College employees, students, and community members through surveys, forums and meetings. The draft plan was reviewed and revised multiple times before the final plan was presented to the Board.

Goals

1. Cultivate a healthy and efficient institutional culture.
2. Deliver high quality, relevant education opportunities through innovative and specialized academic programming.
3. Support student success from recruitment through program progression, completion of programs, and transfer or entry to the workforce.
4. Enhance integration of the College with the community.

UCC's [Strategic Plan website](#) details the [strategic plan, goals](#) and [priorities, tactical plans](#), annual reports and more.

Affirmative Action Policy

Umpqua Community College complies with Title VI and VII of the Civil Rights Act of 1964, Equal Employment Act of 1965, Age Discrimination in Employment Act of 1967, Title IX of the Educational Amendments of 1972, Section 504 of the Rehabilitation Act of 1973, the Vietnam Era Readjustment Assistance Act of 1974, the Americans with Disabilities Act of 1990, the Family Medical Leave Act of 1993, among other State and Federal Laws related to employment. Review and affirmation of college compliance will be held periodically.

Umpqua Community College does not discriminate on the basis of race, color, religion, gender, sexual orientation, marital status, age, national origin/ancestry, disability, family relationship or any other protected status in accordance with applicable law. The College's commitment to nondiscrimination applies to curriculum activity and all aspects of operation of the College.

Board of Education

Seven elected, unpaid Board of Education members have primary authority to establish policies governing the operation of the college and to adopt its budget. Their charge is to encourage the development of programs and services that will best serve the needs of College District constituents.

Zone 1
Twila McDonald

Zone 2
Doris Lathrop

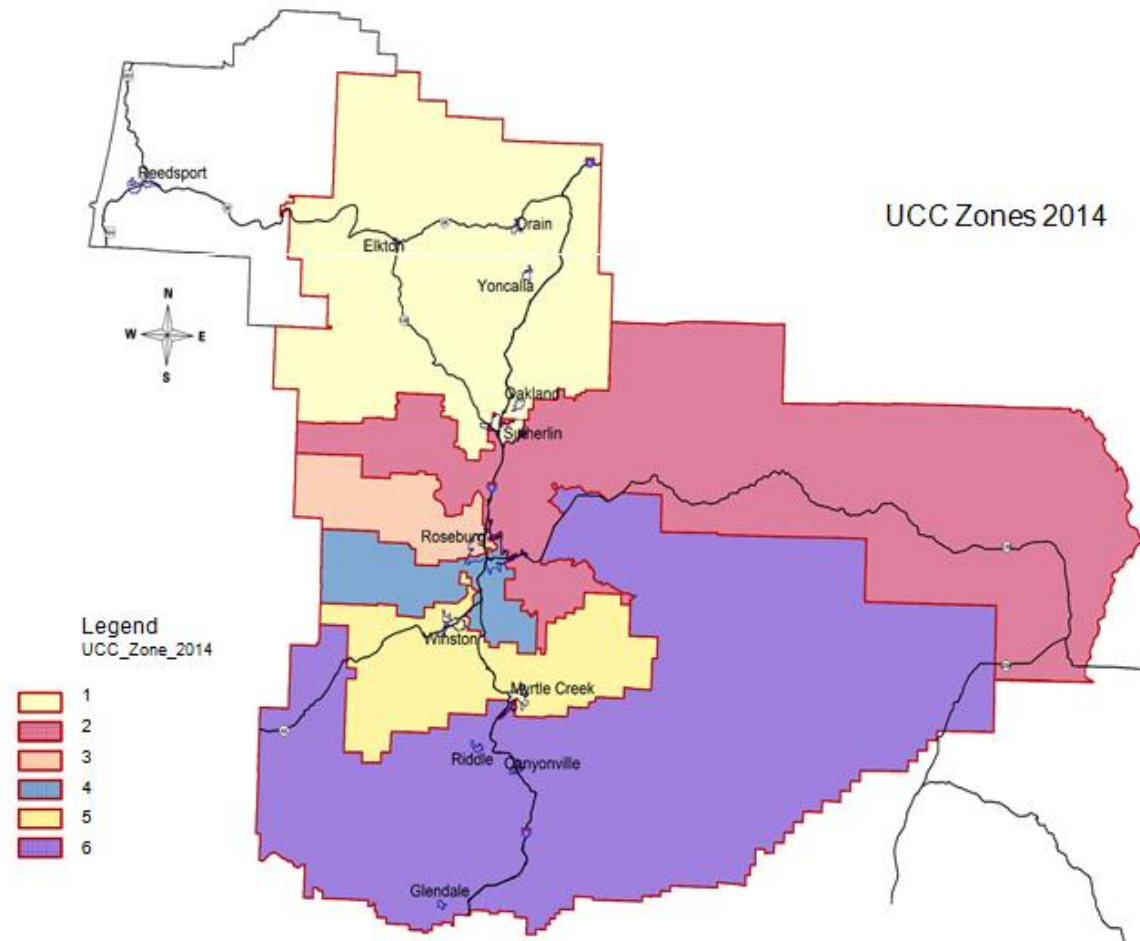
Zone 3
David Littlejohn

Zone 4
Erica Mills

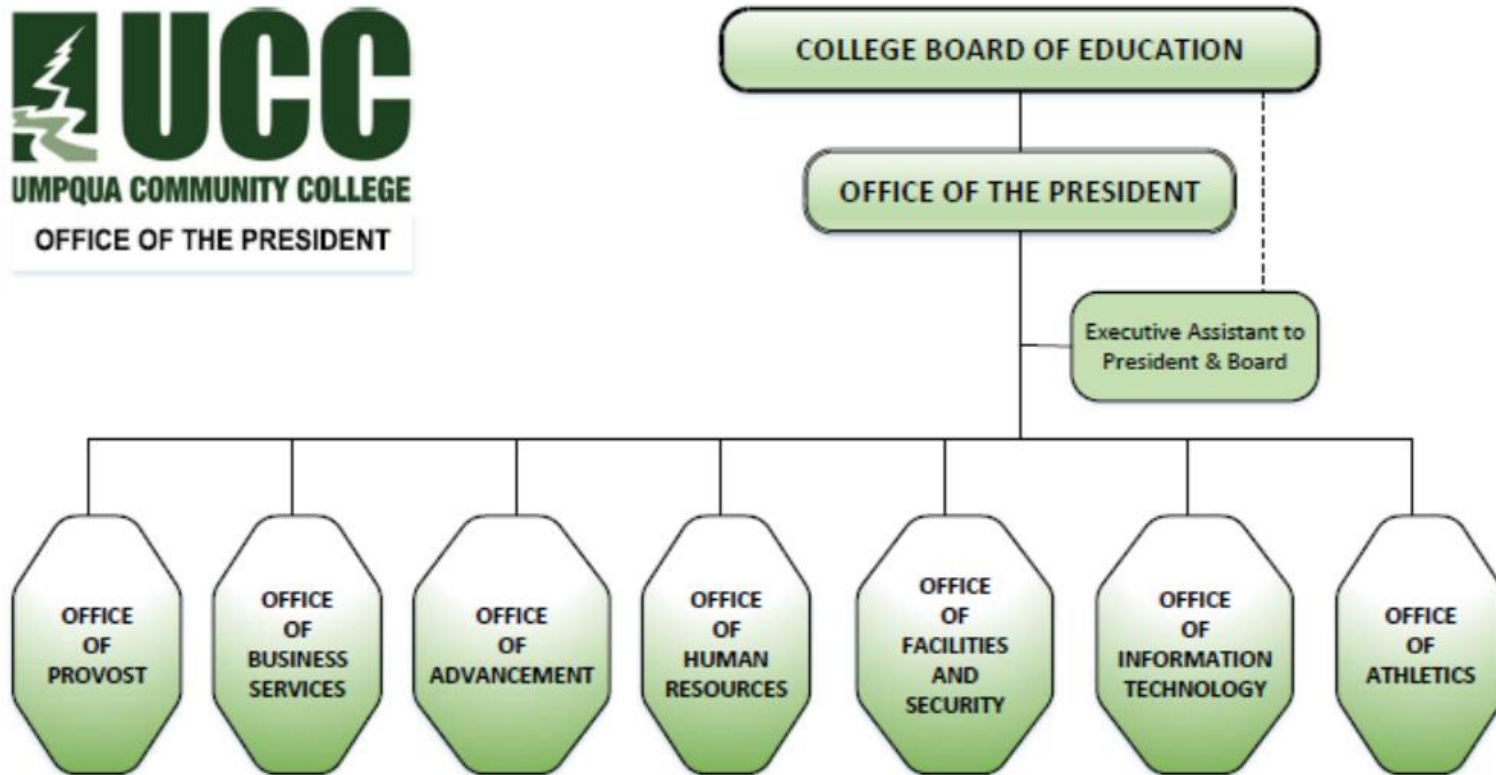
Zone 5
Guy Kennerly

Zone 6
Randy Richardson

Zone 7 (at large)
Steve Loosley



Organizational Chart



Additional institution [organizational charts](#) can be viewed on UCC's website.

Budget Structure and Functions

Basis of Budgeting

For the budget document, Oregon Budget Law requires that a modified accrual basis of accounting is used, which determines when and how transactions or events are recognized. This means “revenues are reported when earned, expenditures are reported when the liability is incurred and taxes are accounted for on a cash basis, i.e. when received. The result is that carryovers of financial obligations from year-to-year are precluded and projections of anticipated revenue are not inflated.”

The college budgets all college funds required to be budgeted, the General Fund and all Auxiliary Funds, in accordance with the Oregon Local Budget Law on a Non-GAAP budgetary basis, whereas Generally Accepted Accounting Principles (GAAP) provides the structure for the basis of accounting used for financial statement reporting. The differences between GAAP and the budgetary basis of accounting generally concern timing of recognition of revenues and expenditures. Thus, there are no differences between fund structure in the financial statements and the budget document.

Under GAAP, the basic financial statements are reported using the economic resources measurement focus and accrual basis of accounting. Revenues are recorded when earned and expenses are recorded at the time liabilities are incurred, regardless of when the related cash flows take place. Property taxes are recognized as revenues in the years in which they are levied. Grants and other similar types of revenue are recognized as soon as all eligibility requirements imposed by the grantor have been met.

Material timing differences in expenditures between GAAP and the budgetary basis of accounting include capital expenditures, which under GAAP are allocated to depreciation expense over a specified period of time. In the budget document, capital expenditures are assigned in full to operations expense. With respect to debt service, payments to principal reduce the liability on the financial statements while interest payments are expensed. Under the budgetary basis of accounting both principal and interest are expensed to operations within the fiscal year.

Funds

Umpqua Community College's budget is segregated into the following funds, appropriated by the Board of Education. Each fund is independently budgeted, operated and accounted for. The college's primary budgeting and operational funds are the General Fund (I) and the Special Revenue Fund – Administratively Restricted (II b).

General Fund

Includes activities directly associated with operations related to the college's basic educational objectives.

Special Revenue Fund

Accounts for revenue sources that are legally restricted to expenditures for specific purposes.

a) Grants & Contracts

A special revenue fund used to budget and account for grants, contracts and projects funded from federal, state, and local agencies. Funds are restricted to the purpose designated by the grantee.

b) Administratively Restricted

A special revenue fund used to account for specific programs where monies are administratively restricted. Activities recorded in this fund generate revenue primarily through specifically assessed tuition and fees, or through other revenue-generating activities.

Financial Aid Fund

Used for the provision of grants, stipends, and other aid to enrolled students.

Capital Projects Fund

Used for the acquisition of land, new construction, major remodeling projects, and major equipment purchases.

Debt Service Fund

Accounts for the accumulation resources for, and payment of, general long-term debt, principal and interest.

Insurance Fund

Accounts for payments to the Oregon Employment Division for unemployment benefits paid to terminated employees. Payments are also made to early retirees for medical insurance premiums from this fund. Principal revenues are transfers from the General Fund and investment earnings.

Enterprise Fund

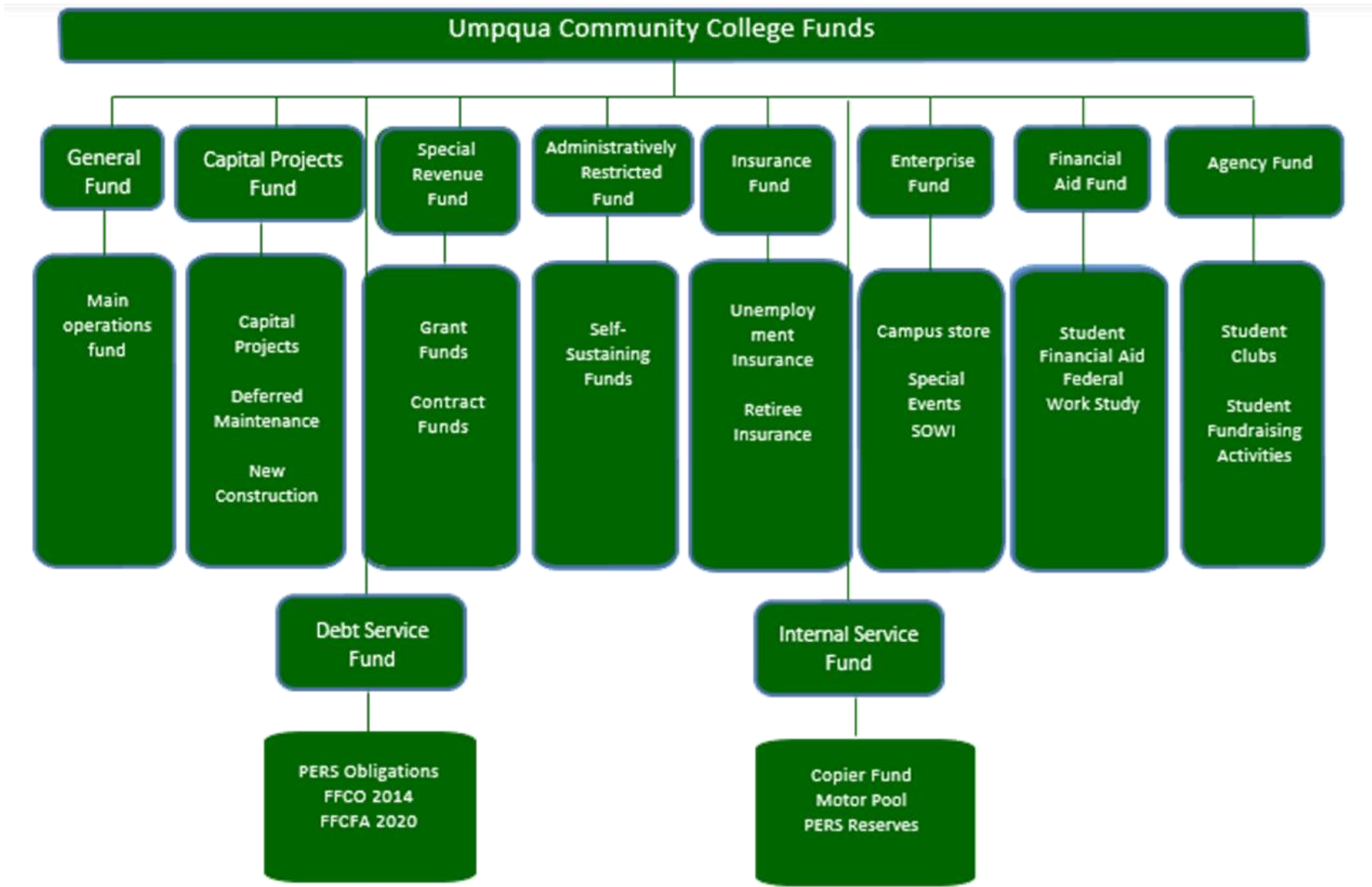
Includes activities that furnish goods or services to students, staff, or the public, for which charges or fees are assessed that are directly related to the cost of the good or service provided.

Internal Service Fund

Includes functions that exist primarily to provide goods or services to other instructional or administrative units of the college. The funds in this category are Motor Pool, Copiers and PERS Reserve.

Agency Fund

Used to budget and account for the activities of the Associated Students of Umpqua Community College (ASUCC) student government, student clubs and outside agencies for which the College is acting as a fiscal agent. Each of the funds is accounted for separately.



Revenue Sources

Intergovernmental

Also known as total public resources, intergovernmental resources include Umpqua's allocation of community college funding from the State of Oregon, resources from various unrestricted federal, state and local contracts, and local property tax revenue. **State community college funding resources** are determined by the state legislature's funding distribution formula and are calculated on a biennial basis. **Federal, state, and local unrestricted resources** are budgeted using statistical trend analysis. **Property tax** revenue is determined by annual property tax levy and is budgeted using estimates provided by the state and through statistical trend analysis.

Tuition

Credit tuition is generated by assessing students' per-credit-hour rates. Non-credit tuition is generated by charging varying rates per course, based on course costs and market forces. Tuition resources are budgeted based on enrollment projections developed by the college's Institutional Research department.

Instructional Fees

Instructional fees are generated by assessing students for course-related expenses. Some instructional fees are administratively restricted resources that are tied specifically to instructional expenditures and might not be available for general allocation. Departmental instructional fees are established based on estimated materials and services costs and are approved by the Board of Education. Instructional fees are budgeted based on enrollment projections that are developed by the college's Institutional Research department and historical trend analysis.

Interest Income

Interest income is derived from investment of operating capital in excess of daily requirements.

Fees (Non-Instructional)

Non-instructional fees are generated by assessing students for non-instructional expenses such as student body and technology fees. Individual fee amounts are approved by the Board of Education and budgeted based on enrollment projections and historical trend analysis.

Sale of Goods and Services

Sales of Goods and Services are generated through the college's Auxiliary Services, including such units as the Bookstore and Food Services. Sale of Goods and Services revenue is budgeted based on historical trends and factors in known variables.

Other Resources

Include resources from various activities such as finance charges, insurance proceeds, sales of equipment, enforcement fees and other nominal, one-time miscellaneous amounts. Budgeting is based on historical trend analysis.

Expense Functions

Instruction

Expenditures for all activities that are part of the college's instructional programs.

Instructional Support

Expenditures for activities carried out primarily to provide support services that are an integral part of the college's instructional programs. This category includes the media and technology employed by these programs as well as the administrative support operations that function within the various instructional units, and the retention, preservation, and display of materials. It also includes expenditures for chief instructional officers and their support where their primary assignment is administration.

Student Services

Expenditures for admissions, registration, record keeping, and other activities whose primary purpose is to contribute to students' well-being and to students' development outside the context of the formal instructional program.

College Support Services

Expenditures for activities whose primary purpose is to provide operational support for the ongoing operation of the college, excluding physical plant operations. Expenses include, for example, executive management, fiscal operations, administrative and logistical services, and community relations.

Plant Operations and Maintenance

Expenditures for the operation and maintenance of the physical plant. It includes services related to campus grounds and facilities, utilities, and property insurance. (Adopted together with College Support Services but reported separately for tracking purposes)

Financial Aid

Expenditures for loans, grants and trainee stipends to enrolled students.

Community Services

Expenditures for activities established primarily to provide non-instructional services to groups external to the college. One such activity involves making available to the public various resources and unique capabilities that exist within the college.

Facility Acquisition

Expenditures for land, land improvement, buildings, and major remodeling and renovation that is not a part of normal plant operation and maintenance.

Debt Services

Expenditures for the accumulation resources for, and payment of, general long-term debt, principal and interest.

Contingency

A budget account (not for expenditures) to provide for contingencies and unanticipated items, or to hold funds for future distribution. This function may also be used to provide expenditure authority for obligations created but not expended in previous years.

Reserves

A budget account used to hold funds for future spending.

Expenditure Categories

Personnel Services

Personnel Services expenditures include all full-time and part-time payroll plus other payroll expenses (OPE). Payroll is budgeted using actual position lists, factoring in performance and cost of living adjustments, and any anticipated contract changes to union wage schedules. OPE rates are budgeted using benefits cost projections, including amounts for various employment-related taxes, health and life insurance premiums, retirement fund contributions, and other direct employee benefits.

Materials & Services

Materials & Services expenditures include items such as office support supplies for instructional and operations departments, non-capitalized equipment, travel and maintenance. Materials & Services is budgeted using historical trend analysis.

Financial Aid

Financial Aid expenditures include tuition waivers and federal, state, or private financed scholarships or grants.

Capital Outlay

Capital Outlay expenditures include all equipment purchases with a single item cost in excess of \$5,000 and with a useful life exceeding one year.

Transfers

Inter-fund transfers include resource funding of specific amounts to another fund for an identified purpose. The majority of transfers occur in the General Fund and include items such as transfers to the Financial Aid Fund to cover institutional scholarships and institutional match obligations, and transfers to the Capital Projects Fund for capital repairs and improvements, special projects, capital reserves and deferred maintenance.

Contingency

A budget account (not for expenditures) to provide for contingencies and unanticipated items, or to hold funds for future distribution. This function may also be used to provide expenditure authority for obligations created but not expended in previous years.

Reserves

A budget account used to hold funds for future spending.

Budget Planning and Resource Allocation

Budget planning and resource allocation at Umpqua Community College is a transparent and participative process that involves all campus constituencies.

Level I: Faculty and Staff

All faculty and staff members have the opportunity to provide their respective directors with input regarding the budget and requests for additional resources necessary for operational support of strategic priorities.

Level II: Directors

Directors will take feedback from faculty and staff into consideration when preparing budget requests to the Senior Leadership Team.

Level III: Senior Leadership Team

The Senior Leadership Team is responsible for communicating budget information to campus constituencies, and reviewing and prioritizing addition and reduction recommendations. The Senior Leadership Team will prioritize the requests from Level II.

Institutional Effectiveness Committee

The Institutional Effectiveness Committee ensures that resource allocation and budget planning processes are followed, aligned with the strategic plan, implemented, and assessed.

Forums for Staff and Students

The Chief Financial Officer, Provost and President hold various forums in which budget updates are provided to the campus and questions are answered and concerns are addressed.

Budget Committee (External)

The External Budget Committee consists of community members who have responsibility for recommending budget approval to the Board of Education.

Community Participation

Community members are invited to speak to the budget on two separate occasions. The first opportunity is at the publicly held Budget Committee Meeting and the second is at the Public Budget Hearing held prior to a regularly scheduled Board of Education meeting. Any comments are shared publicly, included on record and considered by the College and Board of Education. Both opportunities are advertised in local newspaper and on the College's website.

Board of Education

The Board of Education is responsible for reviewing and approving the proposed budget development framework, advising the administration on proposed addition and reduction recommendations, and approving the final list of additions and reductions.

Budget Development Process

In the budget development process outlined below, Umpqua Community College follows Oregon Local Budget Law. In addition to providing a financial plan for fiscal year revenues and expenses, Umpqua's budget document outlines programs and initiatives and implements controls on spending authority. The budget development process is designed to encourage citizen input and public opinion about college programs and fiscal policies.

I. September

- Develop criteria and fiscal indicators
- Strategic priorities identified and tactical plans developed
- First revenue and enrollment projections established
- Senior Leadership Team (SLT) discusses sustainability and reviews 2021-23 biennium forecast

II. October

- October 14 (W): Board to give parameters
- October 27-29 (T-TH): Provide training/information sessions to campus
- October 29-30 (TH-F): Send budget worksheets and resource request templates

III. November

- November 9-13 (M-F): Schedule meetings with all level I budget managers to go over budget development
- November 20 (F): All level I budgets and resource requests due to level II

IV. December

- December 7-9 (M-W): Schedule meetings with all level II budget managers to go over budget development
- December 9 (W): Confirm budget committee appointments and present tuition and fee increases to the Board
- December 18 (F): All level II budgets and resource requests due to level III
- Review revenue and enrollment projections

V. January

- January 8 (F): All resource requests are due to Budget Manager
- January 12-14 (T-TH): Schedule meetings with all level III budget managers as needed to go over budget development
- January 13 (W): Present tuition and fee increases to the Board for approval
- Review budget development data elements and criteria
- January 22 (F): ALL budgets due from level III to Budget Manager (no extensions)
- Review revenue and enrollment projections

VI. February

- Institutional Effectiveness Committee (IEC) reviews resource allocation requests and provides feedback to SLT by February 8
- February 15 (M): Draft budget document complete and to SLT for review
- Balancing budget options and resource allocation by SLT to ensure support of strategic priorities
- Discuss with IEC to ensure we are matching up with college priorities

VII. March

- Finalize proposed budget
- March 15 (M): Send 1st “Notice of Budget Committee Meeting” for publication in newspaper on March 21
- Continue monitoring revenue and enrollment projections
- March 29 (M): Publish 2nd “Notice of Budget Committee Meeting” on UCC Website

VIII. April

- April 8 (TH): Hold first External Budget Committee Meeting
- April 19 (M): Send “Notice of Budget Hearing” (Via Newspaper and website) for publication on April 25
- April 22 (TH): Hold second External Budget Committee Meeting if needed
- Provide budget update to campus

IX. May

- May 12 (W): Hold Public Budget Hearing
- May 12 (W): Appoint Budget Officer and budget committee for next budget year

X. June

- June 9 (W): Board adopts budget
- Budget data is loaded into management system
- Budget is made available on the Web
- Budget is posted as required by law
- Hold budget process debriefing

XI. July

- Submit tax certification documents to the assessor by July 15
- Submit copy of complete budget document to county clerk by July 15

2021-2022 Budget Message - Dr. Debra Thatcher, UCC President March 2021

The campus community has developed a FY 2022 balanced budget proposal for your consideration. We find ourselves in a most unusual situation as a result of the pandemic. Enrollment has been negatively impacted due to students being required to take remote classes (a modality not suitable for some students), losing jobs, homeschooling children, and taking care of family members. Concomitantly, the federal government helped mitigate the negative impact of COVID-19 by providing emergency funds for both students and colleges.

Because colleges and universities across Oregon were told to brace for a significant reduction in state allocation in the second year of the biennium, and because some UCC campus operations were reduced in response to COVID-19, we implemented multiple budget reduction measures in late FY 2020 and extended them through FY 2021. Ultimately, the legislature did not reduce our allocation, allowing us to have one-time monies to invest in long-term needs and reserves – as required by our accreditation and expected by our Board for sound fiscal management. The current forecast for state funding appears to be fairly stable for the coming biennium; however, the prediction is that at least two subsequent biennia could see increased stress on the State’s budget and reduced funding for education. Therefore, we are mindful of the long-term consequences and sustainability of today’s decisions and actions.

The college remains conservative in spending, carefully considering expenditures so as to best serve students and be good stewards of public funds. In building the budget, we have been mindful that lessons learned during COVID-19 restrictions will impact our future operations and service to students. The resource allocation process, implemented last year and refined this year, engaged the campus in strategic thinking about budgeting to meet both current and future needs. We recognize the need to invest in new programs and processes, revise some existing programs and operations, stay current in technology, and maintain/renovate current physical structures.

As we look ahead to the coming biennium, we are focused on implementation of our strategic plan and positioning the college for the future. We have many bragging points; for example, we achieved the strongest compliance with national accreditation that we have had in over two decades; our Nursing program has expanded, has a top rating from the State Board of Nursing, and is pursuing national accreditation; instructional technology has improved dramatically, allowing for more flexibility and creativity in delivering instruction; new academic programs are under development; students are experiencing clearer ways to determine their programs of study; energy efficiencies have saved the college considerable money while also being more environmentally friendly; and the transition to using electronic means to replace paper processes is well under way.

While I am nearing the end of my service as president of UCC, I am confident that the College is on a positive, sustainable trajectory. UCC is poised to continue forward progress and to better serve the people of Douglas County. We look forward to your review, discussion, and feedback regarding this budget proposal.



Debra H. Thatcher, Ph.D.
President Umpqua Community College

Office of the President

Purpose:

The mission of the President's Office is to advance UCC's strategic direction in order to achieve the College's vision and fulfill its mission. The President's Office collaborates with internal and external entities to meet the educational needs of the College's district and provides support and information for the College's Board of Education. By maintaining open lines of communication with students, employees and members of the public, the President's Office promotes a friendly, approachable, and positive environment. Visit [Office of the President](#)

President:

Central to the President's role is the advancement of the educational mission of the College so that students can achieve their educational and career goals. The President promotes a democratic, participatory decision-making process and fosters an inclusive, equitable campus culture. Included in the President's authority is directing the overall operation and administration of the College, in accordance with the mission and goals of the College, the Board of Education's policies and procedures, the regional accreditor's standards, and applicable laws and regulations. In cooperation with the Board and the College employees, the President enhances public relations by representing the College to the public, community organization, other schools business and industry, and local and state government.

2021-2022 Activities

- The Office of the President will meet with external entities to promote the College; provide guidance for institutional effectiveness and strategic planning; and supply supplemental funding for employee development, leadership development, student success, promotion of diversity/equity/inclusion, and strategic initiatives.

Office of the Provost

Purpose:

The Office of the Provost embodies the academic, enrollment, and student services operations of the college, in addition to campus-wide institutional research, college-wide compliance, assessment, and accreditation initiatives. Visit [Office of the Provost](#)

Description:

Provost: The Provost works collaboratively with the President, administrative leaders, and faculty to bridge operations of the college in order to successfully deliver transformational educational opportunities. With a focus on quality educational experiences, the Office of the Provost promotes innovative teaching and learning, engaging scholarship, intentional academic support, and purposeful student services to ensure students have every opportunity to achieve success at Umpqua Community College and beyond.

Areas of Operation:

Academic Services

Community Education & Partnerships

Enrollment Management

Instruction

Institutional Effectiveness

Student Services

Assistant Vice President of Academic Services

Purpose:

Support students with identifying and implementing appropriate student–academic support systems and other technology for the effective delivery of information, programs and services.

Description:

Assistant Vice President of Academic Services: Provide leadership and supervision for the departments of Library and Tutoring services, UCCOnline and Learning Skills. Responsible for working closely with the Provost and College Leaders to assist programs and support student success.

Curriculum & Logistics: Coordinate and manage curriculum and instruction logistics.

Distance Education: UCCOnline is committed to inspiring and supporting excellence and innovation in teaching and learning.

- Enhance teaching and learning through the use of innovative educational methods and technologies
- Improve the development and delivery of classes through collaboration with faculty
- Prepare faculty, students, and staff in the use of educational technologies through appropriate training and support
- Support our online learning management system, Canvas

Learning Skills: The Learning Skills Department focuses on the growth and development of all students through services which may include tutoring, career counseling, fundamentals of reading, writing and mathematics, and courses to improve learning skills. This includes a first year experience course that fosters a sense of community among first year students, familiarizes students with the college environment.

Library: The Umpqua Community College Library and Success Center engages students in learning by providing access to an academic environment, learning opportunities, and information resources. Visit [Library](#)

Umpqua Community College Library engages its users by providing:

- Access to an academic environment, learning opportunities, and information resources to support student learning outcomes and research needs.
- Access to information resources to support several levels of instruction and student abilities.
- Access to material not available locally.
- Information literacy instruction and assessment, both online and in-person, to support course and program outcomes and student learning across the College.
- Research assistance to students, faculty, staff, and community members.
- Support to faculty in utilizing information resources for instruction.
- Individual and group study and collaborative space for students and community members.
- Access to learning opportunities, informational, and recreational resources for community members.
- Procedures and guidelines to facilitate shared use of learning and information resources owned and/or managed by the College.
- Systems, support, and technological environments to ensure access to information resources and enhance the learning experience.
- Sustainability by researching and using when appropriate shared resources, services, and/or consortia licensing provided through state, regional, local, and/or affinity groups.

Part Time Faculty: Oversee part-time faculty and related initiatives, working closely with the director of faculty development to ensure proper orientation, informational meetings, and ongoing training in curriculum, instruction and assessment

Registration & Records: The department of Registration & Records practices integrity and quality in its offering of services both online and in-person to support students in their educational goals, through registration, transcripts, graduation, academic scheduling, and maintenance of electronic and paper student records. Ensure UCC's FERPA compliance. Visit [Registration & Records](#)

Success Center: The Umpqua Community College Library and Success Center engages students in learning by providing access to an academic environment, learning opportunities, and information resources.

Success Center provides a casual study and learning environment for all students, provides access to academic coaches to support student learning along with study skill and subject knowledge support, and provides practical skill building and work experience for the Academic Coaches who are part-time employees of the college. Visit [Success Center](#)

2021-22 Activities

- Apply for the Title III grant
- Improve services & resources with equity lens for student success
- Improve ability of academic programs to assess their quality, efficiency, and effectiveness, in alignment with Guided Pathways initiatives
- Improve our developmental education program
- Launch an instructional designer project to improve online course offerings

Division of Community Education and Partnerships

Description:

Dean of Community Education & Partnerships: The Dean of Community Education and Partnerships is responsible for establishing, growing, promoting, and sustaining viable community education programs, services, and partnerships within Douglas County and the City of Roseburg.

Adult Basic Skills: The UCC basic skills program prepares adult students to be college and career ready, to the 12th grade/high school graduation level. Instruction is offered in reading, writing, mathematics, science, social studies, critical thinking, and job skills preparation via our GED®, Skills Review, and English Language Acquisition/English as a Second Language (ELA) programs. Visit [Adult Basic Skills](#)

Apprenticeship: is the link between Umpqua Community College, Oregon Labor and Industries – Apprenticeship Training Division (OLI-ATD), state-registered Training Agents (employers) and state-registered apprentices enrolled at Umpqua Community College for related training. We provide advising services to apprentices for their journeyman training, certificates and applied associate of science degrees. We also oversee compliance with state and federal laws and rules governing apprenticeship for the local apprenticeship committees per language in the Supplemental Services Contract. Revenues from this contract assist with funding staff for Apprenticeship, space rent for the Apprenticeship Training Center and needed equipment and supplies. The mission of the Umpqua Community College – Apprenticeship Program is to progressively maintain and develop labor market driven pre-apprenticeships and apprenticeships to continue to satisfy our internal and external customers. Visit [Apprenticeship](#)

Community & Workforce Training: **Community & Workforce Training** (CWT) classes help you enhance skills for work, explore a personal interest or gain valuable safety and health training for you, for your job or for the community. We offer hundreds of non-credit classes to help you discover your passion! Visit [CWT](#)

Job Opportunity Basic Skills: The goal of the Umpqua Community College *Job Opportunities and Basic Skills* (JOBS) Program is to enable individuals to make the transition from public assistance to self-sufficiency. Students are referred by the Oregon Department of Human Services and work with JOBS Career Advisors to develop individual programs that help prepare them for full-time, unsubsidized employment. Visit [JOBS](#)

Small Business Development Center: The Small Business Development Center assists assist small business owners to promote growth, innovation, productivity and revenue. In addition to providing business advising to those planning for or running a small business, the center offers workshops, seminars, and technology assistance. Visit [Small Business Development Center](#)

Southern Oregon Wine Institute: The Southern Oregon Wine Institute (SOWI) supports and promotes the Oregon wine industry and enriches the community through seminars, partnerships, research based training programs, and a wine tasting room offering wines made on site and by other regional wineries. SOWI also provides an incubator winery for startup wineries, provides custom winemaking services, and provides support and advocacy for the Oregon wine industry. Visit [SOWI](#)

2021–2022 Activities

- Implement pre–apprenticeship pilot program, and convene stakeholders interested in a new Trade for the apprenticeship program.
- Track matriculation of CEP students to other CEP programs and UCC certificate and degree studies.
- Ensure noncredit students have a registration process that promotes enrollment growth and good business practices.
- Create and implement a plan for SOWI viability and determine success indicators
- Remove barriers for noncredit divisions to utilize Canvas learning management system
- Implement methods to measure business and industry satisfaction
- Expand small business management cohort program to include SBM III and implement an Alumni program.

Division of Enrollment and Student Services

Purpose:

The Office of Enrollment Management and Student Services guides students through all stages of their college exploration and enrollment journey by working to break down barriers through planned activities, use of data, and quality service. After initial enrollment, the division creates a collaborative and inclusive student-centered environment through providing equitable services and programs that empower students to realize their educational and personal goals.

Description:

Assistant Vice President of Enrollment and Student Services (AVPESS): The AVPESS oversees all stages of enrollment and students services, including: onboarding, from initial inquiry to first term of enrollment; developing and implementing the Enrollment Management Plan around recruitment and retention; monitoring key data on enrollment trends and working with faculty and staff to understand that data; working with Special Projects and grants that aid in the success of students from under-privileged populations; and oversees the work of recruiting and admissions, advising, college transitions, financial aid, testing, admissions, life coach, accessibility, life coach, TRIO, and student engagement.

Academic Advising: The Academic Advising department provides guidance and support to empower students as they progress toward their academic and career goals, which includes determining programs of study related to career goals, academic advising, development of Student Educational Plans, and assistance to navigate college processes and timelines. Visit [Advising](#)

ACCESS Services: The ACCESS department fosters the learning process by empowering students to gain the skills needed to attain their academic, personal, and career goals. Essential to our **mission** is fostering a welcoming and affirming environment that honors diversity and values individual and cultural differences.

- Accessibility Services -- coordinates accommodations for students with disabilities and provides campus-wide support to create an inclusive learning environment for *all* students. Visit [Accessibility Services](#)
- Counseling/Life Coaching -- provides equitable mental health services and programs that assist students in achieving their personal and educational goals, case management of students with mental health and behavioral needs, and support to staff and faculty working with students encountering personal and academic crises. Visit [Counseling Services](#)

- Community Support – Currently includes partnerships with Peace at Home Advocacy Center to facilitate the co-location of a confidential CARE advocate on the main UCC campus and with Creating Community Resilience to foster a network of community resources that support students’ lives both on and off-campus.
- Success Navigator–provides campus and community resources to students to eliminate barriers to success. This position is the lead for UCC’s participation in STEP.

Career Services: Career Services provides career preparation activities and services that assist students in determining their dream career path and how to obtain the educational and job skills to achieve that dream. Visit [Career Services](#)

College Transitions: College Transitions works primarily with high school age students taking college classes, including dual credit, Expanded Options, and those who come out and pay on their own. This work includes getting teachers approved, working with faculty to align curriculum, admitting and registering students, and doing advising. In addition, College Transitions handles Career Pathways work and some special projects that help students successfully transition into UCC. Visit [College Transitions](#)

Enrollment Advising/Admissions: The Enrollment Advisors process all college admissions, but also have a territory of the county to work with schools, businesses and community members. In addition, they assist with orientation; make presentations to the community; and help with all recruitment events. In addition, Enrollment Advisors help students one-on-one through the initial phases of onboarding, so they don’t get lost while figuring out placement testing needs, how to access their accounts, financial aid and scholarships, and what major is best for their goal. Visit [Admissions](#)

Financial Aid/Veterans: Office manages all Federal student aid, including grants, loans and work-study programs, State grants, Institutional merit awards and Veteran’s educational programs in accordance with College, Federal, and State regulations. Our offices provide quality customer service to students and their families regarding the financial aid and Veterans education benefit processes by providing information about application procedures, available programs, student eligibility and students’ rights and responsibilities. Visit [Financial Aid](#)

Recruitment: The Recruitment Coordinator is the key contact for all campus inquiries, events, college fairs, and campus visits. In addition, she is the primary facilitator of orientation, co-leads the Admissions office, develops strong partnerships with community

members and high schools, works to ensure students successfully transition to Academic Advising, and collaborates closely with faculty and staff to promote their programs. Visit [Recruiting](#)

Student Engagement: The department of Student Engagement enhances the educational experience and development of all students through activities which increase student satisfaction, success, retention, and program completion. Student Engagement has administrative responsibility for student government, student activities, student leadership programs and extra & co-curricular programming. We support student success through student ambassadors, peer mentors, veterans center and UCC Scholars. We disseminate information related to campus service and activities and support student service functions through the information desk. The office serves as a primary source of information and advice about extra & co-curricular opportunities and campus resources. We assist students in becoming involved in campus life, conduct leadership development programs, provide support to student organizations and their leaders, manage organizational finances, educate students about college policies, advise event planners and help students put classroom learning into practice through experiential education. Visit [Student Engagement](#)

Testing: The testing center handles all placement tests for incoming students, GED testing, a variety of industry-based exams, ACT testing, LSAT testing, and other testing needed for the community. Visit [Testing](#)

TRIO – Educational Talent Search: UCC’s Educational Talent Search is a federally funded TRIO project which provides opportunities for middle and high school students with academic advising, financial literacy, and career, college, and financial aid information while assisting them on their path toward post-secondary education. Visit [ETS](#)

TRIO – Student Support Services – Transfer Opportunity Program: UCC’s Student Support Services–Transfer Opportunity Program is a federally funded TRIO project which ensures equitable access to higher education to empower students, increase college retention, graduation, and transfer rates. Visit [TOP](#)

TRIO – Upward Bound: UCC’s Upward Bound is a federally funded TRIO project which provides motivational, educational, and cultural enrichment to qualified high school students in order to prepare them for success in post-secondary education. Visit [Upward Bound](#)

2021–22 Activities

- Ensure all policies and programs are reviewed with an equity lens.

- Increase the number of student engagement activities, as well as the number of students participating.
- Strengthen student services strategies that support Guided Pathways initiative (Flight Paths)
- Use data to inform program improvements
- Enhance recruitment efforts with cross-campus participation
- Enhance efficiency of enrollment and advising processes
- Continue to increase transfer resources and advising
- Enhance campus-wide retention efforts
- Explore increasing dual credit opportunities
- Increase UCC's presence in the community

Instruction

Purpose:

The purpose of instruction at Umpqua Community College is to enable students to gain meaningful employment and/or continue their collegiate endeavors through sharing of academic knowledge, supportive programs and services, campus activities and basic need support.

Description:

Department Chairs: Responsible for managing the operations of the department to which they are assigned and support the academic programs and related initiatives and services within the department. Areas of focus are leadership & management of department operations, hiring, scheduling & teaching, assessment, and community relations & promotion.

Program Coordinators/Directors: Accountable to, and holds the responsibility for, the success of their designated program(s) and/or department(s) in the areas of assessment, advertisement & promotion, Course Logistics, Recruitment, Advising, Scheduling, Adjunct Identification, High School Partnerships, Community Partnerships, College/University Partnerships and Budgeting.

Department of Arts & Humanities: Art Gallery, Communications & Journalism English, History, Music, Philosophy, Spanish, Theater Productions, Visual Arts, Writing

Department of Business Administration: Agriculture Management, Business Management, Entry Management, Executive Business Assistant, Marketing, Medical Office Administration, Retail Management

Department of Health and Emergency Services: Dental Assisting, EMS Paramedic, Fire Science, Nursing Assistant, Registered Nursing

Department of Science, Technology, Engineering and Mathematics: Automotive, Biological and Physical Science, Computer Information Systems, Engineering, Forestry Management, Manufacturing, Welding

Department of Social & Behavioral Sciences: Criminal Justice, Early Childhood Education, Education, Human Services, Paralegal Studies, Psychology, Social Sciences

2021–22 Activities

- Enhance collaboration within and between departments
- Increase completion rates; Improve student learning
- Create awareness of college paths for potential students
- Strengthen community involvement
- Bolster advisory committee ownership of academic programs. (Model the learning environment after the earning environment.)

Division of Institutional Effectiveness

Purpose

The division of Institutional Effectiveness supports the College in the fulfillment of its mission and continual improvement of institutional outcomes by coordinating institutional effectiveness processes, managing institutional data, and overseeing compliance with accreditation requirements.

Description

The division of Institutional Effectiveness is comprised of the Director of Institutional Effectiveness, the Institutional Researcher and the collaborative leadership guidance of the Institutional Effectiveness Committee. Institutional Effectiveness is the systematic process by which Umpqua Community College (UCC) engages in continuous improvement to accomplish its mission. The three key components of institutional effectiveness are planning, resource allocation, and assessment. This triad is guided by the National Commission of Colleges and Universities (NWCCU).

Institutional Effectiveness Committee

The Institutional Effectiveness Committee monitors the systematic implementation of processes according to the Institutional Effectiveness Plan, UCC needs, and NWCCU accreditation standards. The committee is made up of a collaborative team of administrators, faculty, classified staff, and students deriving from major organizational areas of UCC. The committee makes recommendations to the Senior Leadership Team based on the timeline for gathering evidence, processes and procedures for each institutional effectiveness component, assessment of the institutional effectiveness cycle, and necessities to maintain continued improvement.

Director of Institutional Effectiveness

Operating within the division of Institutional Effectiveness, the Director of Institutional Effectiveness acts a liaison between the college and accreditation agencies to provide guidance, inspiration, and support to institutional effectiveness processes, committees and college-wide divisions. Visit [Institutional Effectiveness](#)

Institutional Researcher

Operating within the Division of Institutional Effectiveness, the Institutional Researcher is the primary source of campus data describing enrollment, student success, and student demographics. The Institutional Researcher interacts with every other campus office in support of their data needs, and with its counterparts at every Oregon community college to develop system-wide benchmarking. Finally, the Institutional Researcher is responsible for completing multiple state and federal annual reporting tasks.

Institutional Research

Institutional Research supports compliance with accreditation, federal, and state reporting requirements. Additionally, the office supports grant writing and grant compliance, and provides data and analysis for decision making processes, planning, and for college information. Institutional Research also provides data and analysis in support of compliance with strategic goals and objectives of the college. Visit [Institutional Research](#)

Accreditation

In collaboration with the Institutional Effectiveness Committee, the Institutional Researcher and the Director of Institutional Effectiveness, the Institutional Effectiveness division assists with data analysis and accreditation compliance to maintain institutional effectiveness in accordance with national and regional accreditation standards. Visit [Accreditation](#)

Data Analysis

Institutional Effectiveness team is responsible for development of meaningful, measurable indicators of mission fulfillment, then designs, builds, and clearly communicates indicator data to the campus through written, spoken, and graphical methods. These measurable indicators, along with other data from Institutional Research, provide the basis for each campus office to evaluate the outcomes of their mission fulfillment strategies. The data-informed assessment and evaluation completed by each campus office is critical to maintaining accreditation. The Institutional Effectiveness division in collaboration with the Institutional Effectiveness Committee uses this meaningful data to inform, train, and guide college-wide decisions relating to accreditation compliance, student achievement and learning, strategic planning and both maintenance of and future innovation design relating to institutional effectiveness and mission fulfillment.

Accreditation Compliance

Umpqua Community College maintains formal institutional accreditation through the Northwest Commission on Colleges and Universities (NWCCU), an independent, nonprofit organization recognized by the U.S. Department of Education. NWCCU accreditation

indicates that UCC meets or exceeds standards for performance, integrity, and quality and represents UCC's voluntary and conscientious commitment to quality assurance and institutional improvement.

Accreditation by NWCCU is not partial but applies to the college-wide fulfillment of accreditation standards. In addition to collaboratively maintaining UCC regional accreditation through NWCCU, the division of Institutional Effectiveness offers support and guidance to program specific accreditation compliance for the following campus areas:

- Small Business Development Center
- Adult and Pre-College Education Approvals
- Registered Nursing Program (with the Oregon State Board of Nursing)
- Registered Dental Assisting Program (with national accreditation through the Commission on Dental Accreditation)
- Emergency Medical Services (with the Commission on Accreditation of Allied Health Education Programs)
- Automotive Technology (with the National Automotive Technical Education Foundation)

Assessment

- Assessment at UCC is a systematic, iterative approach to collecting, analyzing, synthesizing, and acting on evidence to implement meaningful change. Assessment is used to answer the questions: "Does this work?", "How well is this working?", and "What should we do next?", thereby providing evidence used to make data-informed decisions that guide planning, resource allocation, support of student learning, and the fulfillment of the College's mission. Assessment results are analyzed from institutional, academic, and support areas dimensions and reported periodically, with formalization during the mid-year and annual assessment processes. Institutional Research is the primary source of the student performance, enrollment, demographic, course, and faculty information used in our academic assessment process. By using the data provided by the Department of Institutional Research, the outcomes of UCC assessment processes are based upon the strong, data-informed foundation required to ensure students success and continued accreditation. In collaboration with the academic and support areas dimensions, the Institutional Effectiveness division oversees the assessment process and provides the necessary data analysis and accreditation standards guidance that links all divisions of the college under UCC's mission, values, goals. Visit [Assessment](#)

2021-2022 Activities

- Improve ability of all campus operations to provide quality, efficient, and effective services
- Review and modify IE division processes to increase effectiveness and efficiency of Division of IE work

- Improve ability of academic programs to assess their quality, efficiency, and effectiveness, in alignment with Guided Pathways initiatives
- Design, draft, revise, and finalize the Year-6 Policies, Regulations, and Financial Review Reports
- Design, draft, and outline the Year-7 Evaluation of Institutional Effectiveness Report
- Ongoing assessment and evaluation of accreditation and institutional effectiveness processes at UCC to ensure continued improvement for institutional, academic, and support areas, with focus to facilitate successful support of students in their academic endeavors.

Office of Business Services

Purpose:

The Office of Business Services enhances the educational experience of the college community through exceptional customer service, process improvement, and effective fiscal and resource management. Visit [Office of Business Services](#)

Description:

Chief Financial Officer: provides collaborative financial leadership for the College; ensures the short and long-term fiscal health of the College; oversees the business practices, and ensures that the College utilizes its resources to achieve its education mission and improve institutional effectiveness. The CFO is responsible for oversight of all funds as prescribed by law and college policy and the maintenance of fiscal records.

Accounting and Finance: focuses on management of all aspects of accounting and financial reporting for the College and oversees compliance with administrative rules as well as various federal, state, and agency regulations. It is the primary supervisory and support office for the centralized accounting functions of: general accounting, accounts payable, accounts receivable, student accounts, grant accounting, long-term debt, capital projects, cash and investments, fixed assets, inventory, and travel. Visit [Accounting and Finance](#)

Budget: plans and oversees the activities of the annual and interim budget cycles for internal, external, and capital planning. It facilitates the process of translating the College's academic and administrative plans into budgets utilized for state funding requests, internal allocations and utilization, and execution of the College's strategic goals and objectives. Visit [Budget](#)

Campus Store: sells course materials and supplies to meet the needs of the College. The store offers a variety of apparel, gifts, gift cards, spirit gear, laptops & other technology based items, and a variety of food items. The store is a certified SNAP retailer and accepts EBT cards for qualifying purchases. The department collaborates with students, faculty, and staff to provide materials and services to campus and its community. Visit [Campus Store](#)

Purchasing: provides assistance throughout campus for the acquisition of goods & services with intent to properly steward that public funding entrusted to the College. It ensures compliance with all applicable federal laws, state statutes, and local policies, and guides departments through those different requirements based on mandated dollar thresholds. Visit [Purchasing](#)

2021-22 Activities

- Enhance the College's sustainability by fostering responsible environment supported by data driven decision making
- Strengthen quality, efficiency and effectiveness of Business Service operations

Office of Advancement

Purpose:

The Office of Advancement builds relationships and partnerships that raise philanthropic resources to promote and support the strategic priorities of UCC and student success. Visit [Office of Advancement](#)

Description:

Alumni Relations: focuses on meaningful relations between alumni, college, and community to increase awareness, pride, participation, volunteer involvement, and philanthropic commitment to UCC.

Communications & Marketing: provides strategic communication, branding, visual identity, and marketing services to help support UCC's mission and strategic goals. The office works as a support entity for all College programs and departments – serving as the primary source for all internal and external communications. Visit [Communications & Marketing](#)

- **Digital Marketing:** oversees content management and measurement of marketing initiatives through marketing automation and analytics platforms (Facebook Ad Manager, AdWords Ad Manager, Google Analytics, etc.).
- **Graphic Design:** provides high-quality visual communications and creative services to meet strategic marketing goals through designing and creating an assortment of publications, digital communications, and web and social media sites materials for internal and external audiences.
- **Public Information Requests:** responsible for fulfilling public records requests pursuant to Oregon Revised Statutes.
- **Social Media Management:** planning, producing, publishing, and distributing content through a variety of multi-media platforms and creative mediums. Strategically selected and produced digital content that supports marketing initiatives, program- and department-focused projects, and special events are promoted through the College's current social media platforms (Facebook, Instagram, Twitter, LinkedIn, YouTube, and Snapchat).

- **Website Management:** designing, revising, and maintaining the College website and its associated pages. Work includes; projects to enhance web layout and navigation, deliver enhanced web services, train staff on use of technology, and manage web accessibility and security.

Grant Development: supports the mission of UCC by providing funding opportunities for initiatives and projects that drive student success.

Scholarships: focuses on providing UCC Foundation scholarship support to all current and prospective students. Visit [Scholarships](#)

UCC Foundation: focuses on a diverse fundraising plan that supports the mission and strategic plan of UCC. Visit [UCC Foundation](#)

2021-22 Activities

- Increase Operational Efficiencies
- Support Academic Programming by increasing student resources
- Enhance Donor Relations/ Support connections with the community
- Streamline and enhance institutional communications platforms
- Provide current marketing materials that support student recruitment and retention
- Increase connections with the community

Office of Human Resources

Purpose:

The Office of Human Resources provides quality services that foster a positive campus environment and attract, support, retain, and develop the diverse talent needed to achieve and sustain the college's mission and vision. Visit [Human Resources](#)

Description:

Director of Human Resources: reports to the President and has administrative responsibility for developing, implementing and maintaining a full range of human resources programs and services in accordance with the policies , procedures, and practices of the College and in compliance with all applicable laws, regulations, and labor contracts. Areas of responsibility include planning, employee recruitment, benefits, leave management, compensation, payroll, collective bargaining agreements, employment contracts, job classification, staff development, disciplinary actions, affirmative action/equal employment opportunities, employee and labor relations, complain investigations, EEO, and acts as the campus Title IX Coordinator.

Benefits: provides office management for the operation of the Human Resources Department. Provide technical assistance to all supervisors regarding the UCC recruitment process. Serves as a resource person to all employees of the College and the general public relating to the wide variety of services provided by Human Resources. Provides administrative support for the Director of Human Resources.

Human Resources: responsible for managing the day-to-day operations of the Human Resources office. The HR Generalist manages the administration of the human resources policies, procedures and programs. The HR Generalist carries out responsibilities in the following functional areas: staff development; Human Resource Information Systems (HRIS); training and development; organizational development compliance to regulatory concerns and reporting; employee safety, welfare, wellness and health; recruitment and retention; performance management.

Compliance Officer: ensures the College maintains compliance with federal, state and local agencies and initiatives, governing and impacting college operations serving students and employees. Areas of compliance include, but are not limited to, Title IX, Civil Rights, drug and alcohol abuse prevention, and cultural competence. This role supports the advancement of a safe and inclusive campus climate.

Payroll: performs functions necessary for preparation and summarization of the college payroll. Prepares necessary reports for state, federal, and other agencies (IE: PERS, SAIF). Works with a high degree of independence and responsibility.

2021-22 Activities

- Improve efficiencies of HR processes
- Advancement of a safe and inclusive campus climate

Office of Facilities and Security

Purpose:

The mission of Facilities Services is to enrich our community by providing a safe, welcoming, and well-maintained campus. Facilities works in concert with the Faculty and Staff using exceptional customer service to support the transformation of lives.

Description:

Director of Facilities & Security: The Director's duties and responsibilities are to be a good steward of college resources, to provide a safe, comfortable, clean and resourceful environment for student success. The Director is responsible for conducting business in a professional manner in which UCC's community of student, staff, and faculty can be proud. Duties entail oversight and management of maintenance of buildings, new construction, remodels, grounds maintenance, janitorial services, special events, transportation, mail delivery, and campus security. Visit [Facilities & Security](#)

Building & Grounds Maintenance: The duties of our Grounds keeping and Maintenance Staff is to represent the Facilities department in a professional manner with workmen-like precision and skill. These skilled professionals maintain campus through a variety of processes, which include but are not limited to Preventative Maintenance schedules, assessment of capital forecasting, and a work-order system. Maintenance and Grounds work directly with the Director of Facilities to offer expertise in the decision making process.

Custodial: The duties of our Custodial Staff is to represent the Facilities department in a professional manner with workmen-like precision and skill. Custodial Services primary focus is to provide a safe, clean, and comfortable work and learning environment.

Mail: The duties of the Mail Clerk position are to serve as the primary resource for all mail, shipping, receiving, and delivery services. The Mail Clerk works with the Director of Facilities and the Facilities Assistant to ensure the college complies with Federal Mailing Laws.

Security: The primary responsibility of an Umpqua Community College Security Guard is to promote a safe environment for students and staff. Campus Security is responsible for locking and unlocking buildings, gates and monitoring the camera system around the college campus. Campus Security also coordinates the alarming and unlocking of buildings and classrooms for campus personnel. We

also conduct safety drills around campus that includes, lockdown drills, fire drills, earthquake drills etc. Campus security works 24 hours a day, seven days a week and is available by dialing 7777 from any campus phone or 541-440-7777 from any other phone.

2021-22 Activities

- Lower Energy Consumption at UCC
- Enhance a safe comfortable work environment
- Benchmark Facilities to other like institutions
- Support facility construction
- Provide professional development opportunities
- Improve Industrial Technology facilities for the teaching and learning environment

Office of Information Technology

Purpose:

The Office of Information Technology provides the technological infrastructure that supports learning, administrative operations, and student success within a professional customer service-oriented experience. Visit [Information Technology](#)

Description:

Director of Information Technology: The Director of Information Technology is responsible for all internal and external technological systems that serve the stakeholders of the College. The Director recommends college policies and procedures regarding technology and the use of technology; ensures new and continued availability of up-to-date IT systems that are dependable, responsive, and fully supports the internal and external needs of the College; and works closely with the College leadership team to lead the department through strategic and operational issues toward the success of the mission and goals of the College.

End User Support: Computer Technologist are responsible for the technical support of faculty, staff, and students computing needs by providing assistance via the ticketing software, phone, email and face to face interactions with users. All technology on campus is supported via the end user support.

Enterprise Information Systems: Responsible for the programming and support functions associated with Banner and other enterprise applications. Maintenance of the databases and servers required to process enterprise applications.

Network & Systems Administration: Responsible for installing, maintaining and upgrading any software or hardware required to efficiently run a computer network. The IT network may extend to a local area network, wide area network, the Internet and Intranet. Network Administrators engage in high-level technological support, such as maintaining network hardware and software equipment, and monitoring equipment to ensure overall network operations and configure the authorization and authentication of individuals or groups who access network resources. They also are responsible for the phone infrastructure applications, and support. They also are responsible for servers required for non-enterprise applications and the security of our technology on campus.

Project Management: Project coordinator is responsible for the management of multiple projects and required documentation. The Project Coordinator works in a team environment and may function as a scrum master in iterative situations.

2021-22 Activities

- Integration of Enrole with Banner
- Migration of paper to paperless processes
- Transition to MS Teams calling

Office of Athletics

Purpose:

The Department of Athletics builds Champions; champions in the classroom, champions in the community and champions in competition.

- A Champion enthusiastically embraces their role in serving the community of Douglas County, while striving to represent them with excellence at all times.
- A Champion puts uncommon effort into the common task because we understand that daily victories precede long-term success in academics, athletics and in building relationships.
- A Champion understands that choice, not chance determines your destiny and is committed to making the correct choices to fulfil their academic and athletic goals.

Description:

Varsity Athletics: The Department of Athletics includes the following varsity sports that provide an opportunity to link potential students to an activity while attending UCC: Men’s and Women’s Basketball, Volleyball, Men’s and Women’s Wrestling, Cross Country, Track and Field, Obstacle Course Racing, eSports, Women’s Soccer and Baseball. This includes, but is not limited to recruitment and retention, academic advising and career services. Visit [UCC Athletics](#)

Development/Fundraising: The Department of Athletics focuses on a diverse fundraising plan that supports the mission and strategic plan of UCC. Visit [Athletic Fundraising](#)

Community Service: The Department of Athletics Champions in the Community program supports the mission of UCC by providing opportunities for our student athletes to service the communities and populations of Douglas County. Visit [Athletic Community Support](#)

2021–22 Activities

- Develop new academic and athletic programs while providing additional housing options, to help increase overall enrollment. In addition, instituting retention protocols to help to maintain steady, healthy, growth in support of the mission of UCC
- Develop a multi-faceted fundraising approach to help and develop a partially self-sustaining model for the Department of Athletics.

- Promote and expand our Champions in the Community service platform to better serve our community partners and support the mission of UCC
- Develop and strengthen protocols for recovery from the abrupt changes made because of COVID-19 and continue to work on ensuring the health, safety and success of our students

2021-2022 Budget Highlights

The proposed budget for fiscal year 2021-22 was developed over several months with considerable college-wide participation. It takes into consideration the long-term effect of the current economic challenges and the financial health of the College. Our focus was a commitment to balancing resources and requirements without depleting reserves as directed by the Board of Education. The College adopts budgetary principles that address its strategic plan and priorities through a comprehensive resource allocation process. The College continues focusing on retention, recruitment, and fiscal sustainability. The following are the budget highlights and assumptions used during the budget development process.

General Fund

General Fund Resources are budgeted at \$31.5 million. The budget is based upon a Community College Strategic Fund (CCSF) appropriation of \$640.9 million with estimated \$13 million allocated to the College. Budgeted tuition and fees revenues are \$5.3 million, reflecting a 10% decrease in credit enrollment and no proposed tuition or fee increases. Over the past several years the College has worked hard to become as lean and efficient as possible. Umpqua Community College tuition and fees remain at the state average for community colleges in the State of Oregon. The College anticipates receiving nearly \$4.1 million in current taxes for the 2021-2022 fiscal year, a 3.4% increase from fiscal year 20-21 projection, which reflects a smaller growth due to anticipated impact of wildfire damage.

General Fund Requirements decreased 3.8% compared to fiscal year 2020-21 budget due to spending freezes, travel restrictions and reductions put into place in fiscal years 20 & 21 due to the COVID-19 pandemic and anticipated negative financial projections. There is a 22% increase in transfers out due to investing financial resources in future deferred maintenance, technology infrastructure, and strategic priority initiatives. Contingency is budgeted at 9% and reserve category at 24% of operating costs, excluding transfers, as the College continues to stabilize its financial position after rapid declines in the last several years. Personnel costs remain the largest piece of our operations at 81%.

Through resource allocation process the College was able to fund a number of new and previously frozen FT/PT positions to improve academic programming, athletics, human resources as well as address compliance issues as identified by strategic priorities.

Transfers Out reflect the transfers of resources to other funds for items such as debt service payments, insurance, contractual professional development for faculty and classified staff, and capital fund maintenance, as well as future investments as mentioned above.

Operating contingency and reserves are budgeted at \$6.64 million. The College has a minimum reserve policy of 10% of operating costs including transfers with a target of maintaining 18% at the time of this writing. A revision to the reserve policy is proposed for the Board of Education consideration. The established budget meets the requirement of the policy and the direction of the Board of preserving the fund balance. An adequate fund balance is necessary to allow for emergency or unexpected events, provide cash for first quarter payroll and operations, support the college's overall financial position and bond rating, and to prevent the need for costly short-term borrowing.

Other Funds

The **Grants and Contracts fund** includes a budget of \$8.15M for currently known Federal, State and Local grants and contracts that supports various programs. This fund is dependent on grants and contract awards that will be received during the fiscal year. With the existing trend of declining public resources, the College continues to actively explore and seek alternate sources of funding. The major source of revenue is from federal sources (72% of the budget) which includes approximately \$3.7M for COVID related aid.

The **Administratively Restricted fund** increased slightly because of transfers in from the general fund to build reserves for future use for strategic investments and technology infrastructure.

The **Financial Aid fund** accounts for student financial assistance. Federal and state student aid programs provide most of the revenue in this fund.

The **Capital Project fund** proposes a budget of \$1M for capital projects, deferred maintenance, furnishings, and equipment which is far below the identified need. The fund also includes a transfer from general fund to reserves in the amount of \$302,000 as an attempt to provide funding for future need. The Board of Education approved \$1.00 of tuition increase up to \$50,000 to support capital maintenance needs effective in FY18.

The **Debt Service fund** accounts for debt service activities related to the College's debt obligations. Limited Tax Pension Bonds 2004 were issued and transferred to the State of Oregon Public Employees Retirement System to cover a portion of the College's share of the cost sharing plan's unfunded actuarial liability. The College issued Full Faith and Credit Financing Agreement 2020 to extinguish the remaining Full Faith and Credit Obligations, Series 2010 that financed construction of Danny Lang Teaching, Learning and Event Center. The College issued Full Faith and Credit Obligations, Series 2014 A and B to finance construction of the Bonnie J. Ford Health, Nursing and Science building. The College paid FFCO 2014 Series A in full during fiscal year 2020 to save interest costs. Budgeted expenses in the fund represent principal and interest payments due in FY21. The primary source of revenue for this fund is a transfer of \$1,243,196 from the General fund and a fee (Legacy fee) assessed on a per credit basis for remaining debt repayment of the Full Faith and Credit Obligations, Series 2014 B.

The **Insurance fund** operations are funded by transfer of resources from the general fund and any unspent ending fund balance from the previous year. Insurance fund accounts for self-funded unemployment insurance and early retirement health insurance provided to employees meeting specific service criteria requirements.

The **Enterprise fund** highlights operations of the Campus Store, Incubator Program, Special Events, and Wine Seminars & Wine Sales programs. The fund generates revenues by providing goods and services to students, staff and public. The food services have been absorbed into Campus Store operations. The Catering fund sustained a deficit in the ending fund balance. The College plans to cover the remaining deficit in the 2021-22 fiscal year.

The **Internal Service fund** accounts for operations of the Motor Pool and Copiers funds that generate revenues by providing services on a cost reimbursement basis to College operating funds. Additionally, the fund accounts for PERS Reserves fund established in anticipation of PERS rate increases. Public employers in Oregon are bracing for significant increases to pension costs over the next biennia due to the Oregon Supreme Court's rejection of lawmakers' 2013 pension reforms, low investment returns, and changes in the system's economic

assumptions. The College prudently funded a PERS reserve account in 2010 in anticipation of rate increases and established a separate fund in 2017.

The **Agency fund** accounts for the activities of the student government (ASUCC) and student clubs. Primary sources of revenue consist of the club revenue generated by the students. The General fund supports operations of this fund by providing a \$35,000 transfer for ASUCC administration, Phi Theta Kappa and Skills USA travel. Expenditures recorded in this fund relate to student activities.

Accounting methods: This Budget Document is consistent with the budget laws of the State of Oregon and other applicable policies. The College uses the modified accrual method of accounting for budgeting. No changes in accounting method have been made. The budget expresses the basic and essential fiscal requirements of Umpqua Community College. The 2021-22 Budget Document is submitted herewith for your consideration and action.

The staff and I are ready to assist you in the important task of reviewing this document.

Respectfully,



Natalya Brown
Chief Financial Officer

TOTAL BUDGET: ALL FUNDS	
General Fund	\$26,412,040
Special Revenue: Grants & Contracts	8,146,067
Special Revenue: Admin Restricted	6,062,907
Financial Aid Fund	12,550,087
Capital Projects Fund	1,005,084
Debt Service Fund	1,656,359
Insurance Fund	538,025
Enterprise Fund	1,209,932
Internal Service Fund	85,000
Agency Fund	121,553
Total Appropriations All Funds	\$ 57,787,054
Unappropriated and Reserve Amounts, All Funds	\$ 9,742,055
Total Proposed Budget	\$ 67,529,109

This page intentionally left blank.

General Fund Significant Budget Modifications

As the College settles into restructuring, many budgets are combined or adjusted to increase operating efficiencies. Some budgets will have increased, decreased or no funding for FY22 as funds are allocated elsewhere in support of reorganization and strategic priorities.

General Fund Requirements				
Instruction				
Department	Fiscal Year 2020-2021 Adjusted Budget	Fiscal Year 2021-2022 Proposed Budget	% Change (+/-)	Explanation of changes in budget greater than 10%
Adult Basic Education	282,204	270,920	-4%	
Apprenticeship	204,931	205,957	1%	
Art	229,411	203,126	-11%	FT Classified moved to AVPAS Budget
Automotive	157,964	161,811	2%	
Business	816,373	819,781	0%	
Community Ed	237,282	237,084	0%	
Communication Studies	127,521	136,900	7%	Contractual increases - FT Faculty
Computer Info Systems	256,270	322,165	26%	Added 50/50 Engineering/CIS Faculty
Criminal Justice	72,782	47,367	-35%	Removed courses that were PRA specific as PRA moved to CWT
Dental Assisting	153,390	157,655	3%	
Early Childhood Ed	48,639	57,519	18%	Increase PT faculty to cover courses
Education	8,558	21,780	100%	Increase PT faculty to cover courses
EMT	303,557	277,661	-9%	
Engineering	137,898	184,184	34%	Added 50/50 Engineering/CIS Faculty
English	653,812	671,433	3%	
Extra Sections	50,792	51,557	2%	
Fire Science	32,598	38,228	17%	Adjustment for PERS - most PT faculty are Tier 2
Foreign Language	102,147	106,371	4%	
Forestry	72,291	73,458	2%	

General Fund Requirements				
Instruction				
Department	Fiscal Year 2020-2021 Adjusted Budget	Fiscal Year 2021-2022 Proposed Budget	% Change (+/-)	Explanation of changes in budget greater than 10%
History	126,753	129,526	2%	
Human Services	127,656	125,777	-1%	
Instructional Stipends	274,498	344,602	26%	Finalized structure of department chairs and program coordinators
Job Corps	298,437	288,353	-3%	
Journalism	56,267	53,876	-4%	
Learning Skills Center	128,589	130,935	2%	
Life Science	483,405	492,422	2%	
Math	637,482	618,896	-3%	
Music	176,509	181,765	3%	
Nursing	805,578	771,396	-4%	Although this is a small %, it is a large amount - all PT faculty now covered by clinical fee
Paralegal	155,657	158,488	2%	
Physical Ed	369,046	403,141	9%	Added in PT faculty that was overlooked in FY21
Physical Science	374,263	396,266	6%	
Small Business Management	103,034	103,024	0%	
Social Science	345,301	305,419	-12%	FT faculty retirement/rehire
Theater	84,486	85,663	1%	
T-TEN	179,860	-	-100%	Program taught out in FY21
Tutoring	6,397	-	-100%	Covered by Success Center budget
Viticulture and Enology	233,735	128,845	-45%	Reduced PT faculty and % of Director salary moved to Enterprise
Welding	221,116	232,906	5%	
Budget Holding	406,753	-	-100%	Budget only - represents reductions made in FY21
Total	9,543,242	8,996,257	-6%	

General Fund Requirements

Instructional Support

Department	Fiscal Year 2020-2021 Adjusted Budget	Fiscal Year 2021-2022 Proposed Budget	% Change (+/-)	Explanation of changes in budget greater than 10%
Academic Development	194,050	189,284	-2%	
Academic Support	25,800	15,800	-39%	Appropriated some M&S to Director Faculty Develop.
Adjunct Faculty Staff Develop.	4,000	4,000	0%	
Assistant VP Academic Services	236,357	330,668	40%	Moved FT classified from ART budget - now assists multiple departments, added funding for TITLE III application
College Transitions	54,010	65,032	20%	Position now 100% GF. Offset by Career Coach position moving to grant funding.
CTE Director	-	111,132	100%	New position approved
Dean of Faculty Success	-	129,301	100%	Moved from Academic Support and Provost budgets
First Year Experience	750	-	-100%	Reduced - now covered by Learning Skills budget
Institutional Effectiveness	235,206	241,947	3%	
Library	374,503	366,771	-2%	
Provost	285,884	291,467	2%	
Sabbatical	23,190	23,539	2%	
Budget Holding	90,833	-	-100%	Budget only - represents reductions made in FY21
	1,524,583	1,768,941	16.03%	

General Fund Requirements				
Student Services				
Department	Fiscal Year 2020-2021 Adjusted Budget	Fiscal Year 2021-2022 Proposed Budget	% Change (+/-)	Explanation of changes in budget greater than 10%
Accessibility Services	122,124	118,796	-3%	
Academic Advising	288,348	274,307	-5%	
Baseball	156,942	160,914	3%	
Commencement	13,000	13,000	0%	
Cross Country	10,350	10,350	0%	
Diversity, Equity, Inclusion	3,000	7,852	162%	Added stipend for coordinator pay
E-Sports	25,927	26,197	1%	
Enrollment Management	503,664	585,301	16%	Added Career Coach and PT classified position previously in Life Coach budget; adjusted % split for Director of Student Life/Dean of Students
Financial Aid	465,571	533,744	15%	Added Scholarship Specialist position previously in Advancement budget
General Athletics	261,556	313,684	20%	Reinstated position for FT Athletic Trainer
Life Coach	173,721	99,626	-43%	Career Coach and PT Classified to Enrollment Management budget
Men's Basketball	31,889	32,321	1%	
Men's Wrestling	39,327	39,597	1%	
Obstacle Course Racing	22,451	22,631	1%	
Registration & Records	334,509	351,240	5%	
Testing	72,148	71,701	-1%	
Track & Field	120,431	124,087	3%	
Women's Basketball	23,476	23,566	0%	
Women's Soccer	28,307	28,697	1%	
Women's Volleyball	19,427	19,697	1%	
Women's Wrestling	39,327	39,597	1%	
Budget Holding	282,039	-	-100%	Budget only - represents reductions made in FY21
	3,037,534	2,896,905	-5%	

General Fund Requirements				
College Support				
Department	Fiscal Year 2020-2021 Adjusted Budget	Fiscal Year 2021-2022 Proposed Budget	% Change (+/-)	Explanation of changes in budget greater than 10%
Accounting & Finance	573,794	646,068	13%	Receptionist/Accounting Clerk position
Administrative Planning	10,000	10,000	0%	
Administrative & Exempt Staff Dev.	9,000	9,000	0%	
Advancement	617,746	655,722	6%	
Board of Education	12,600	12,300	-2%	
Campus Events	7,400	7,400	0%	
Campus Technology	25,000	25,000	0%	
Chief Financial Officer	260,545	307,900	18%	Salary adjustments
College Membership Dues	65,000	65,000	0%	
Compliance	33,845	105,048	100%	New position hired March 2021
Emergent Need Personnel	5,976	6,066	2%	
Employee Wellness	2,000	2,000	0%	
Events	46,640	47,762	2%	
Foundation	-	3,500	100%	Separated from Advancement budget - structure change
Human Resources	335,600	422,155	26%	Filled HR Generalist Position and salary adjustment
Information Technology	1,108,170	1,129,378	2%	
Legal and Auditing	123,500	123,100	0%	
Liability Insurance	240,797	250,000	4%	
Mail Room	62,583	64,479	3%	
Payroll	132,822	135,901	2%	
Phones	70,500	70,500	0%	
President's Office	370,987	367,125	-1%	
Purchasing	103,963	105,928	2%	
Security	284,019	295,804	4%	
Student Insurance	36,000	-	-100%	
Tuition Waivers - Staff	100,000	100,000	0%	
Budget Holding	441,971	-	-100%	Budget only - represents reductions made in FY21
	5,080,458	4,967,136	-2%	

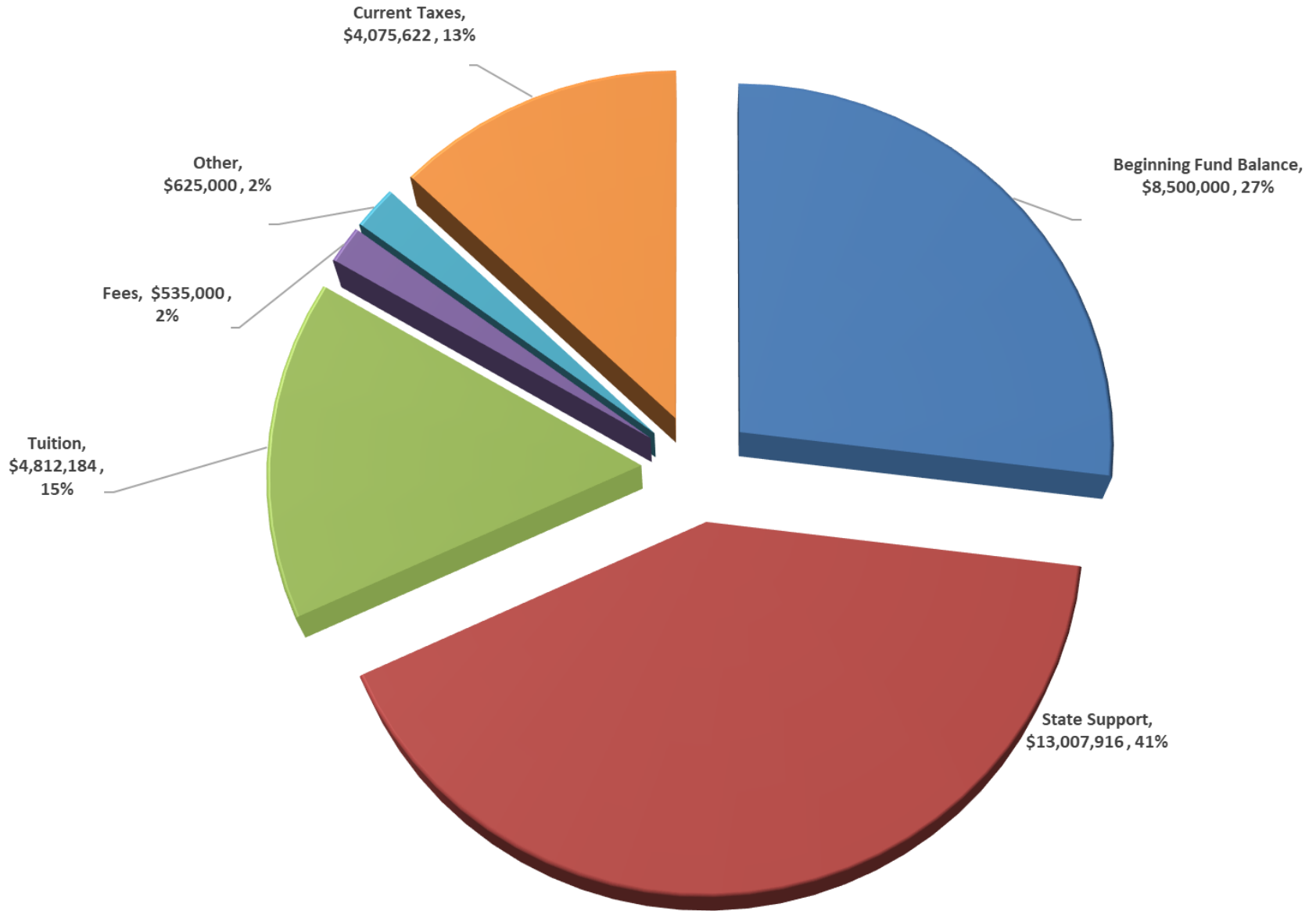
General Fund Requirements				
Financial Aid				
Department	Fiscal Year 2020-2021 Adjusted Budget	Fiscal Year 2021-2022 Proposed Budget	% Change (+/-)	Explanation of changes in budget greater than 10%
Tuition Waivers - Student	1,016,992	949,430	-7%	
	1,016,992	949,430	-7%	

General Fund Requirements				
Plant & Maintenance				
Department	Fiscal Year 2020-2021 Adjusted Budget	Fiscal Year 2021-2022 Proposed Budget	% Change (+/-)	Explanation of changes in budget greater than 10%
Custodial Services	492,325	552,348	12%	Additional position for campus reopening
Director of Maintenance, Buildings & Grounds	220,276	222,761	1%	
Landslide	636,000	500,000	-21%	Estimated remaining balance of securing landslide
Maintenance of Buildings	343,493	461,778	34%	Additional positions for campus reopening
Maintenance of Grounds	108,107	103,888	-4%	
Utilities and Rents	387,625	425,000	10%	Plan to reopen campus will increase utility costs
Budget Holding	302,435	-	-100%	Budget only - represents reductions made in FY21
	2,490,261	2,265,775	-9%	

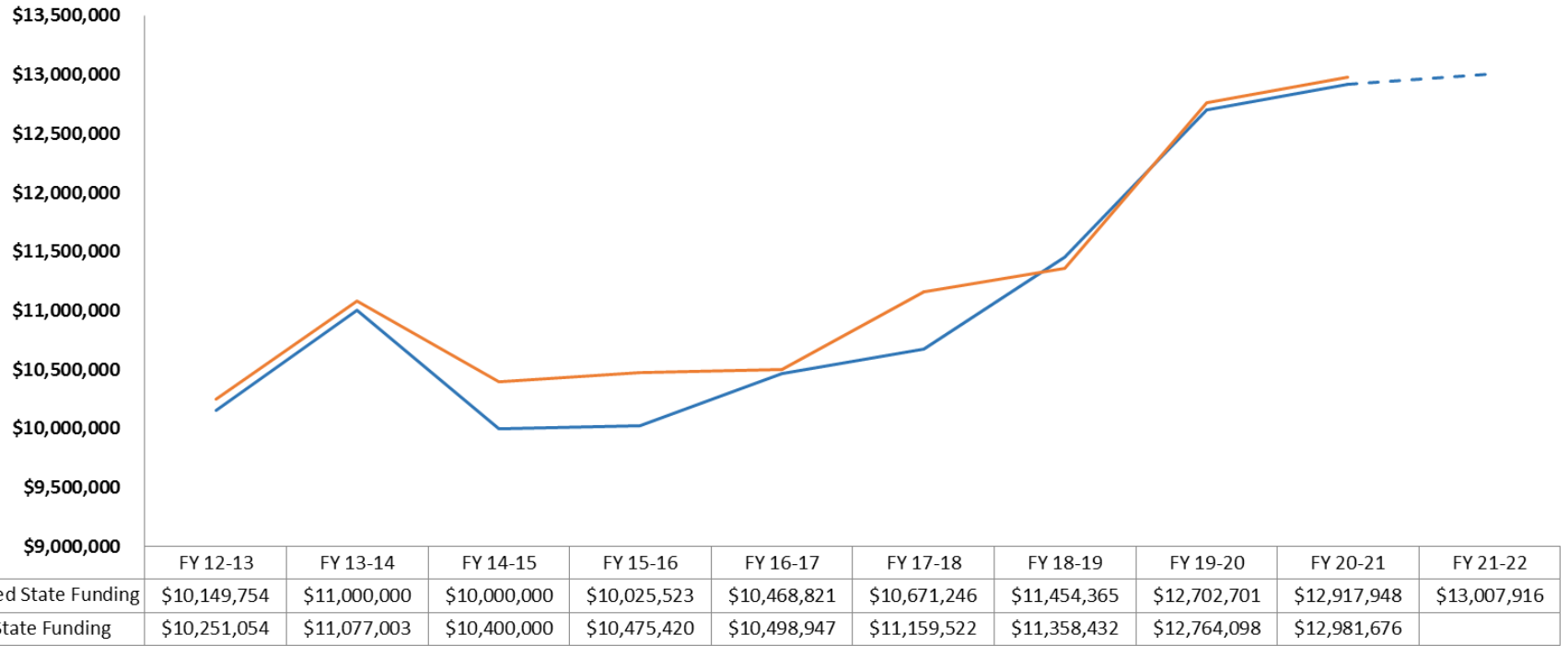
General Fund Resources

RESOURCE DESCRIPTION	Fiscal Year	Fiscal Year	Fiscal Year	Fiscal Year	Fiscal Year	Fiscal Year
	2018 - 2019 ACTUAL Amounts	2019 - 2020 ACTUAL Amounts	2020 - 2021 ADJUSTED Budget	2021 - 2022 PROPOSED Budget	2021 - 2022 APPROVED Budget	2021 - 2022 ADOPTED Budget
Beginning Fund Balance	4,028,956	5,396,770	6,033,893	7,500,000	7,500,000	8,500,000
REVENUES						
State Support	11,358,432	12,764,098	12,917,948	13,007,916	13,007,916	13,007,916
Tuition	6,120,134	5,649,108	5,876,871	4,812,184	4,812,184	4,812,184
Fees	497,995	488,633	610,000	535,000	535,000	535,000
Indirect Cost Revenue	227,697	281,077	175,000	140,000	140,000	140,000
Miscellaneous Income	83,261	39,956	127,739	50,000	50,000	50,000
Interest	200,544	208,270	185,000	190,000	190,000	190,000
Estimated Property Taxes Current	-	-	3,933,793	4,075,622	4,075,622	4,075,622
Taxes Collected in Year Levied	3,666,973	3,836,916	-	-	-	-
Prior Property Taxes	180,594	176,870	170,000	170,000	170,000	170,000
TOTAL REVENUES	22,335,630	23,444,928	23,996,351	22,980,722	22,980,722	22,980,722
Transfers In	20,727	-	75,000	75,000	75,000	75,000
TOTAL RESOURCES	26,385,313	28,841,697	30,105,244	30,555,722	30,555,722	31,555,722

General Fund Resources



General Fund Resources – State Support FY 2013 – 2022



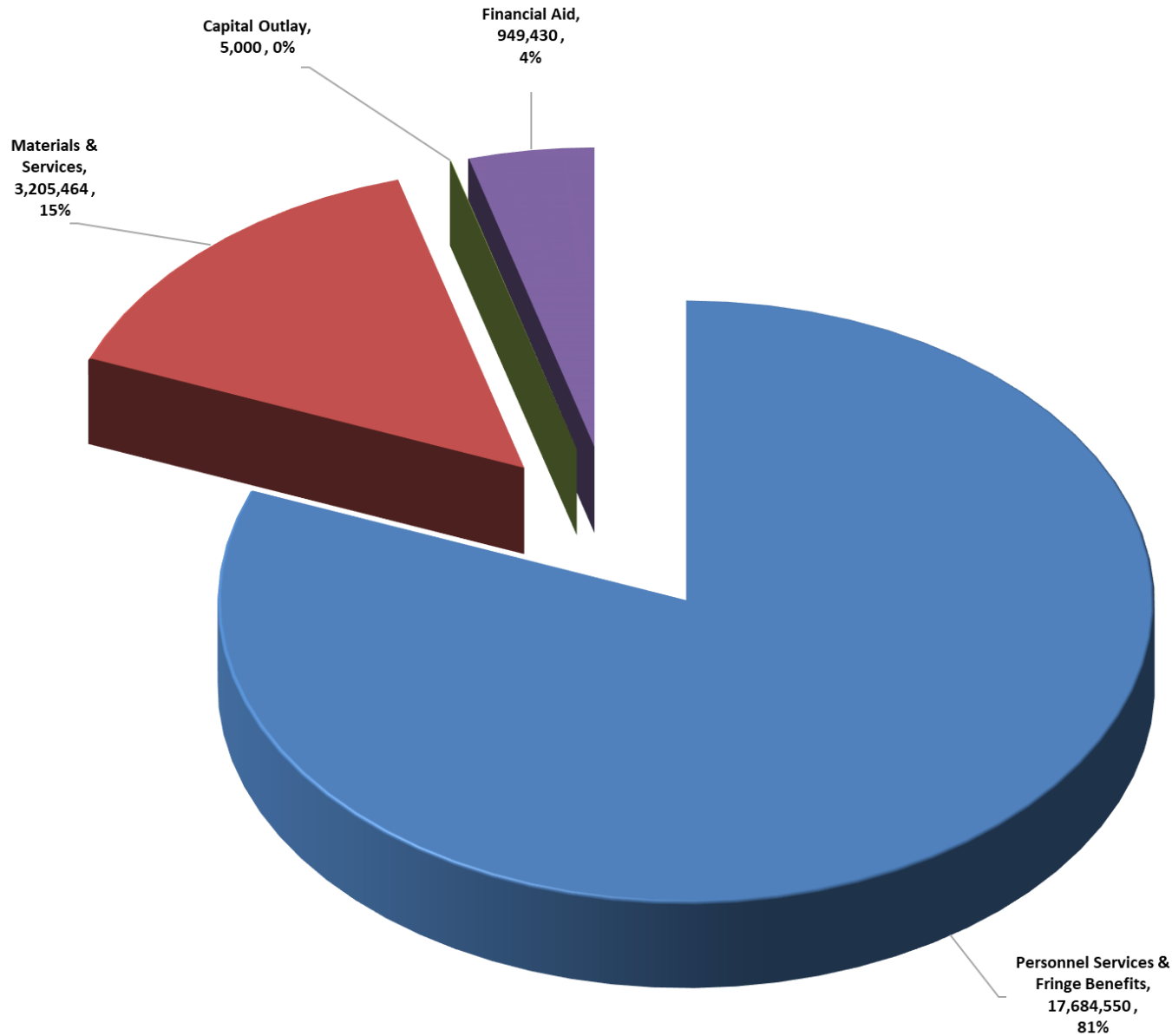
General Fund Requirements

	Fiscal Year 2018-2019 ACTUAL Amounts	Fiscal Year 2019-2020 ACTUAL Amounts	Fiscal Year 2020-2021 ADJUSTED Budget	Fiscal Year 2021-2022 PROPOSED Budget	Fiscal Year 2021-2022 APPROVED Budget	Fiscal Year 2021-2022 ADOPTED Budget
REQUIREMENT DESCRIPTION						
Personnel Services	11,136,237	11,591,840	11,756,662	11,973,895	11,973,895	12,177,423
Fringe Benefits	4,449,730	4,888,386	5,141,819	5,394,648	5,394,648	5,507,127
Materials & Services	2,399,384	2,157,226	4,772,347	2,705,464	2,705,464	3,205,464
Capital Outlay	36,048	529	5,250	5,000	5,000	5,000
Financial Aid - Tuition Waivers	681,012	647,989	1,016,992	949,430	949,430	949,430
Total Operating	18,702,411	19,285,971	22,693,070	21,028,437	21,028,437	21,844,444
TRANSFERS OUT TO:						
Enterprise Fund - Food Services/Catering	30,000	60,428	75,000	84,532	84,532	84,532
Insurance Fund - Early Retirement Reserve	250,000	175,000	175,000	175,000	175,000	175,000
Insurance Fund - Unemployment Compensation	120,000	120,000	138,000	120,000	120,000	120,000
Capital Fund	360,000	364,506	563,194	602,000	602,000	602,000
Admin Rest. - Automotive, TTEN & English Theater	-	-	-	29,325	29,325	29,325
Admin. Rest. - Faculty Staff Development	46,851	51,536	56,690	62,359	62,359	62,359
Admin. Rest. - Flegel Center	-	275,000	-	-	-	-
Admin. Rest. - Ford Family Center	145,000	145,000	-	-	-	-
Admin. Rest. - Management Information Systems	-	-	45,000	302,000	302,000	302,000
Admin. Rest. - Staff Development (Non-Faculty)	42,797	47,077	51,784	56,962	56,962	56,962
Admin. Rest. - Strategic Fund	15,000	12,971	15,000	365,000	365,000	365,000
Debt Service - FFCO 2010, 2014	250,000	395,269	250,000	250,000	250,000	250,000
Debt Service - PERS	993,196	993,196	993,196	993,196	993,196	993,196
Agency Fund	33,288	27,196	35,000	35,000	35,000	35,000
Total Transfers Out	2,286,132	2,667,179	2,397,864	3,075,374	3,075,374	3,075,374
Operating Contingency	-	-	612,422	1,351,422	1,351,422	1,492,222
Reserve	-	-	4,401,888	5,100,488	5,100,488	5,143,682
Total Contingency and Reserve	-	-	5,014,310	6,451,910	6,451,910	6,635,904
Ending Fund Balance	5,396,770	6,888,547	-	-	-	-
TOTAL REQUIREMENTS	26,385,313	28,841,697	30,105,244	30,555,722	30,555,722	31,555,722

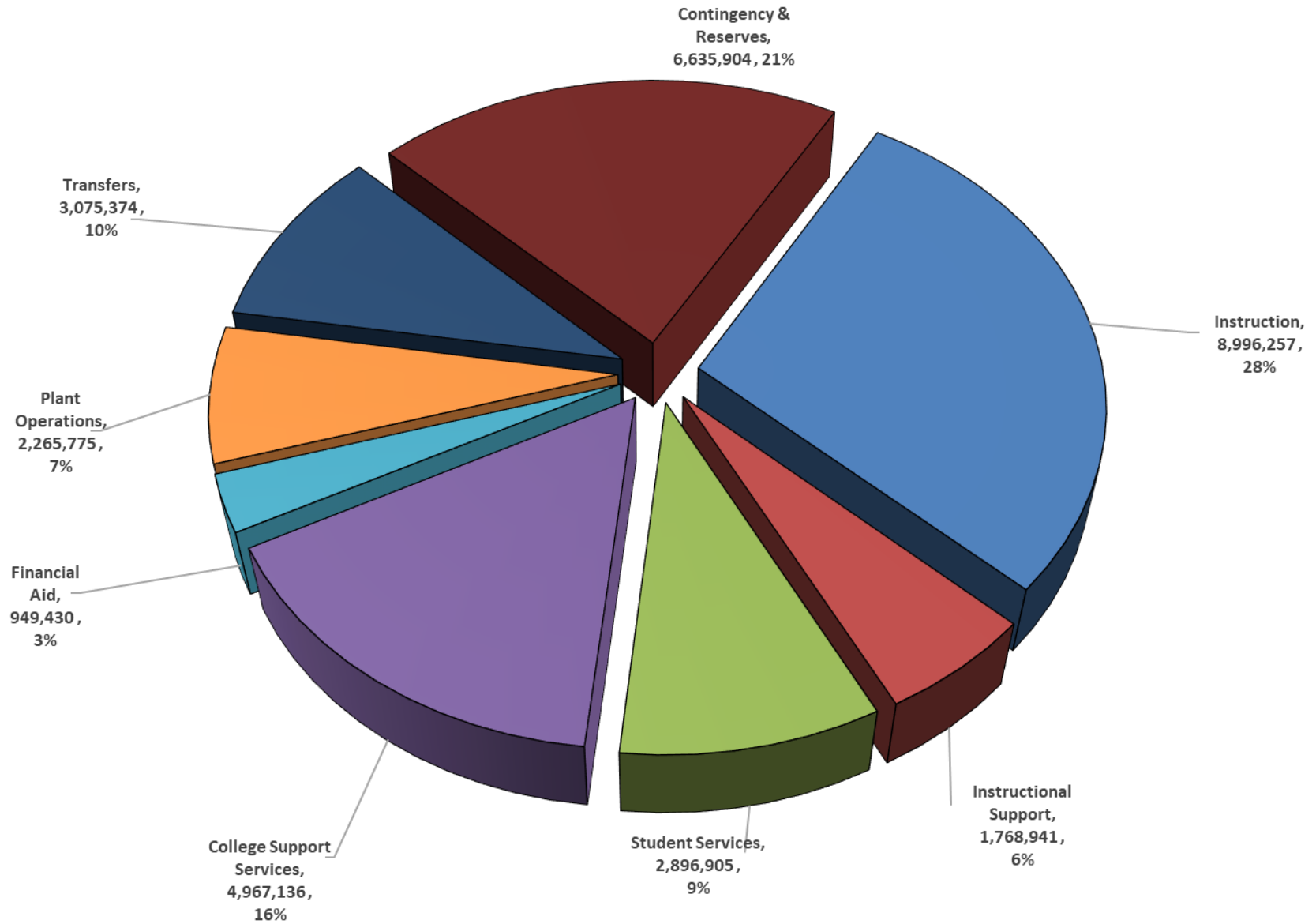
General Fund
 Summary by Use

Account	Instruction	Inst. Support	Student Services	College Support Services	Financial Aid	Plant Operations	Transfers	Reserves	TOTAL
PERSONNEL SERVICES	6,355,609	1,076,187	1,675,840	2,399,046	-	670,741	-	-	12,177,423
BENEFIT EXPENSES	2,485,072	482,654	866,909	1,243,458	-	429,034	-	-	5,507,127
MATERIALS & SERVICES	150,576	210,100	354,156	1,324,632	-	1,166,000	-	-	3,205,464
FINANCIAL AID	-	-	-	-	949,430	-	-	-	949,430
CAPITAL OUTLAY	5,000	-	-	-	-	-	-	-	5,000
CONTINGENCY	-	-	-	-	-	-	-	1,492,222	1,492,222
TRANSFERS OUT	-	-	-	-	-	-	3,075,374	-	3,075,374
RESERVES	-	-	-	-	-	-	-	5,143,682	5,143,682
TOTAL	8,996,257	1,768,941	2,896,905	4,967,136	949,430	2,265,775	3,075,374	6,635,904	31,555,722
FTE	98.4	16.1	33.7	40.7	-	16.5	-	-	205.4

General Fund Direct Operation Requirements



General Fund Direct Operations by Use



Labor and Fringe FY 2013 - 2022



Expenditures by Organization: Instruction

INSTRUCTION	Fiscal Year 2018 -2019 ACTUAL Amounts	Fiscal Year 2019 -2020 ACTUAL Amounts	Fiscal Year 2020 -2021 ADJUSTED Budget	Fiscal Year 2021 -2022 PROPOSED Budget	Fiscal Year 2021 -2022 APPROVED Budget	Fiscal Year 2021 -2022 ADOPTED Budget
ADULT BASIC EDUCATION						
Personnel Services	211,145	188,109	188,485	176,868	176,868	176,868
Fringe Benefits	83,396	81,756	88,621	84,052	84,052	84,052
Materials and Services	9,802	8,986	5,098	10,000	10,000	10,000
Total Requirements	304,343	278,850	282,204	270,920	270,920	270,920
APPRENTICESHIP						
Personnel Services	84,753	55,855	152,018	150,411	150,411	150,411
Fringe Benefits	19,267	14,627	52,913	55,546	55,546	55,546
Total Requirements	104,021	70,482	204,931	205,957	205,957	205,957
ART						
Personnel Services	144,478	121,803	165,328	146,958	146,958	146,958
Fringe Benefits	41,564	31,118	59,733	50,818	50,818	50,818
Materials and Services	4,755	4,941	4,350	5,350	5,350	5,350
Total Requirements	190,797	157,862	229,411	203,126	203,126	203,126
AUTOMOTIVE						
Personnel Services	383,811	191,988	101,775	104,031	104,031	104,031
Fringe Benefits	168,847	84,737	39,689	38,780	38,780	38,780
Materials and Services	9,902	10,124	16,500	14,000	14,000	14,000
Capital Outlay	4,137	-	-	5,000	5,000	5,000
Total Requirements	566,697	286,849	157,964	161,811	161,811	161,811
BUSINESS						
Personnel Services	551,810	586,322	630,457	626,796	626,796	626,796
Fringe Benefits	131,145	157,371	175,416	185,985	185,985	185,985
Materials and Services	5,761	1,651	10,500	7,000	7,000	7,000
Total Requirements	688,716	745,345	816,373	819,781	819,781	819,781

Expenditures by Organization: Instruction

INSTRUCTION	Fiscal Year 2018 -2019 ACTUAL Amounts	Fiscal Year 2019 -2020 ACTUAL Amounts	Fiscal Year 2020 -2021 ADJUSTED Budget	Fiscal Year 2021 -2022 PROPOSED Budget	Fiscal Year 2021 -2022 APPROVED Budget	Fiscal Year 2021 -2022 ADOPTED Budget
COMMUNITY ED						
Personnel Services	158,947	140,637	157,433	153,913	153,913	153,913
Fringe Benefits	48,930	50,132	56,349	61,671	61,671	61,671
Materials and Services	16,084	17,467	23,500	21,500	21,500	21,500
Total Requirements	223,961	208,236	237,282	237,084	237,084	237,084
COMMUNICATION STUDIES						
Personnel Services	64,527	85,657	92,324	98,643	98,643	98,643
Fringe Benefits	8,896	28,438	34,622	37,632	37,632	37,632
Materials and Services	261	655	575	625	625	625
Total Requirements	73,683	114,749	127,521	136,900	136,900	136,900
COMPUTER INFO SYSTEMS						
Personnel Services	199,861	208,486	184,807	229,586	229,586	229,586
Fringe Benefits	71,647	79,577	68,909	90,025	90,025	90,025
Materials and Services	1,856	862	2,554	2,554	2,554	2,554
Total Requirements	273,364	288,925	256,270	322,165	322,165	322,165
CRIMINAL JUSTICE						
Personnel Services	54,019	59,048	56,800	37,563	37,563	37,563
Fringe Benefits	10,842	12,452	14,432	9,304	9,304	9,304
Materials and Services	532	645	1,550	500	500	500
Total Requirements	65,393	72,144	72,782	47,367	47,367	47,367
DENTAL ASSISTING						
Personnel Services	105,140	98,528	114,032	116,269	116,269	116,269
Fringe Benefits	30,179	32,522	38,858	41,386	41,386	41,386
Materials and Services	365	-	500	-	-	-
Total Requirements	135,684	131,050	153,390	157,655	157,655	157,655

Expenditures by Organization: Instruction

INSTRUCTION	Fiscal Year 2018 -2019 ACTUAL Amounts	Fiscal Year 2019 -2020 ACTUAL Amounts	Fiscal Year 2020 -2021 ADJUSTED Budget	Fiscal Year 2021 -2022 PROPOSED Budget	Fiscal Year 2021 -2022 APPROVED Budget	Fiscal Year 2021 -2022 ADOPTED Budget
EARLY CHILDHOOD ED						
Personnel Services	-	36,100	39,611	46,756	46,756	46,756
Fringe Benefits	-	5,428	7,728	9,963	9,963	9,963
Materials and Services	-	2,078	1,300	800	800	800
Total Requirements	-	43,605	48,639	57,519	57,519	57,519
EDUCATION						
Personnel Services	42,632	1,603.71	6,911	17,707	17,707	17,707
Fringe Benefits	5,839	128.59	1,347	3,773	3,773	3,773
Materials and Services	1,728	-	300	300	300	300
Total Requirements	50,199	1,732	8,558	21,780	21,780	21,780
E.M.T						
Personnel Services	118,375	137,087	216,265	184,635	184,635	184,635
Fringe Benefits	34,862	41,519	84,042	89,776	89,776	89,776
Materials and Services	3,647	554	3,250	3,250	3,250	3,250
Total Requirements	156,884	179,160	303,557	277,661	277,661	277,661
ENGINEERING						
Personnel Services	125,832	117,652	96,022	124,008	124,008	124,008
Fringe Benefits	46,956	49,999	39,976	54,176	54,176	54,176
Materials and Services	3,694	727	1,900	6,000	6,000	6,000
Total Requirements	176,481	168,378	137,898	184,184	184,184	184,184
ENGLISH						
Personnel Services	440,466	442,725	464,294	473,442	473,442	473,442
Fringe Benefits	162,009	168,836	181,018	189,491	189,491	189,491
Materials and Services	4,173	4,475	8,500	8,500	8,500	8,500
Total Requirements	606,648	616,036	653,812	671,433	671,433	671,433

Expenditures by Organization: Instruction

INSTRUCTION	Fiscal Year 2018 -2019 ACTUAL Amounts	Fiscal Year 2019 -2020 ACTUAL Amounts	Fiscal Year 2020 -2021 ADJUSTED Budget	Fiscal Year 2021 -2022 PROPOSED Budget	Fiscal Year 2021 -2022 APPROVED Budget	Fiscal Year 2021 -2022 ADOPTED Budget
EXTRA SECTIONS						
Personnel Services	-	-	42,500	42,500	42,500	42,500
Fringe Benefits	-	-	8,292	9,057	9,057	9,057
Total Requirements	-	-	50,792	51,557	51,557	51,557
EXTRA SECTIONS A&S						
Personnel Services	3,035	3,844	-	-	-	-
Fringe Benefits	502	804	-	-	-	-
Materials and Services	1,508	144	-	-	-	-
Total Requirements	5,045	4,792	-	-	-	-
EXTRA SECTIONS CTE						
Personnel Services	16,904	2,642	-	-	-	-
Fringe Benefits	2,956	502	-	-	-	-
Total Requirements	19,860	3,144	-	-	-	-
FIRE SCIENCE						
Personnel Services	34,722	40,049	23,915	28,382	28,382	28,382
Fringe Benefits	6,960	8,532	5,933	7,096	7,096	7,096
Materials and Services	1,198	427	2,750	2,750	2,750	2,750
Total Requirements	42,880	49,008	32,598	38,228	38,228	38,228
FOREIGN LANGUAGE						
Personnel Services	63,910	67,122	71,281	73,705	73,705	73,705
Fringe Benefits	26,428	28,715	30,516	32,316	32,316	32,316
Materials and Services	340	224	350	350	350	350
Total Requirements	90,678	96,060	102,147	106,371	106,371	106,371

Expenditures by Organization: Instruction

INSTRUCTION	Fiscal Year 2018 -2019 ACTUAL Amounts	Fiscal Year 2019 -2020 ACTUAL Amounts	Fiscal Year 2020 -2021 ADJUSTED Budget	Fiscal Year 2021 -2022 PROPOSED Budget	Fiscal Year 2021 -2022 APPROVED Budget	Fiscal Year 2021 -2022 ADOPTED Budget
FORESTRY						
Personnel Services	-	25,549	58,304	58,218	58,218	58,218
Fringe Benefits	-	6,060	13,687	14,940	14,940	14,940
Materials and Services	-	246	300	300	300	300
Total Requirements	-	31,856	72,291	73,458	73,458	73,458
HISTORY						
Personnel Services	71,037	73,661	91,660	92,587	92,587	92,587
Fringe Benefits	27,320	30,384	34,493	36,339	36,339	36,339
Materials and Services	1,163	1,279	600	600	600	600
Total Requirements	99,520	105,324	126,753	129,526	129,526	129,526
HUMAN SERVICES						
Personnel Services	44,020	43,096	92,618	89,576	89,576	89,576
Fringe Benefits	8,728	10,303	34,538	35,701	35,701	35,701
Materials and Services	160	165	500	500	500	500
Total Requirements	52,908	53,565	127,656	125,777	125,777	125,777
INSTRUCTIONAL EQUIPMENT						
Materials and Services	1,309	2,738	-	-	-	-
Capital Outlay	11,600	529	-	-	-	-
Total Requirements	12,909	3,267	-	-	-	-
INSTRUCTIONAL STIPENDS						
Personnel Services	174,639	228,313	227,540	265,668	265,668	281,890
Fringe Benefits	31,451	43,843	46,958	59,222	59,222	62,712
Total Requirements	206,090	272,156	274,498	324,890	324,890	344,602

Expenditures by Organization: Instruction

INSTRUCTION	Fiscal Year 2018 -2019 ACTUAL Amounts	Fiscal Year 2019 -2020 ACTUAL Amounts	Fiscal Year 2020 -2021 ADJUSTED Budget	Fiscal Year 2021 -2022 PROPOSED Budget	Fiscal Year 2021 -2022 APPROVED Budget	Fiscal Year 2021 -2022 ADOPTED Budget
JOB CORPS						
Personnel Services	194,198	213,963	209,365	196,711	196,711	196,711
Fringe Benefits	56,065	78,628	82,672	83,745	83,745	83,745
Materials and Services	4,140	5,705	6,400	7,897	7,897	7,897
Total Requirements	254,403	298,297	298,437	288,353	288,353	288,353
JOURNALISM						
Personnel Services	38,371	37,732	38,596	36,053	36,053	36,053
Fringe Benefits	13,722	14,396	15,171	15,323	15,323	15,323
Materials and Services	1,723	247	2,500	2,500	2,500	2,500
Total Requirements	53,817	52,375	56,267	53,876	53,876	53,876
LEARNING SKILLS CENTER						
Personnel Services	101,636	110,194	88,813	90,487	90,487	90,487
Fringe Benefits	43,374	47,746	38,576	39,248	39,248	39,248
Materials and Services	842	350	1,200	1,200	1,200	1,200
Total Requirements	145,852	158,289	128,589	130,935	130,935	130,935
LIFE SCIENCE						
Personnel Services	-	260,320	339,018	346,312	346,312	346,312
Fringe Benefits	-	116,888	140,887	142,610	142,610	142,610
Materials and Services	-	2,177	3,500	3,500	3,500	3,500
Total Requirements	-	379,386	483,405	492,422	492,422	492,422
MATH						
Personnel Services	420,352	397,211	448,887	432,848	432,848	432,848
Fringe Benefits	156,017	159,652	176,395	174,348	174,348	174,348
Materials and Services	4,849	4,385	12,200	11,700	11,700	11,700
Total Requirements	581,218	561,248	637,482	618,896	618,896	618,896

Expenditures by Organization: Instruction

INSTRUCTION	Fiscal Year 2018 -2019 ACTUAL Amounts	Fiscal Year 2019 -2020 ACTUAL Amounts	Fiscal Year 2020 -2021 ADJUSTED Budget	Fiscal Year 2021 -2022 PROPOSED Budget	Fiscal Year 2021 -2022 APPROVED Budget	Fiscal Year 2021 -2022 ADOPTED Budget
MUSIC						
Personnel Services	112,647	114,124	126,411	129,555	129,555	129,555
Fringe Benefits	35,300	41,670	45,998	47,110	47,110	47,110
Materials and Services	7,098	5,076	4,100	5,100	5,100	5,100
Total Requirements	155,045	160,870	176,509	181,765	181,765	181,765
NURSING						
Personnel Services	532,782	508,983	560,259	524,260	524,260	524,260
Fringe Benefits	192,336	210,424	245,319	247,136	247,136	247,136
Total Requirements	725,118	719,407	805,578	771,396	771,396	771,396
PARALEGAL						
Personnel Services	76,351	94,882	116,347	116,955	116,955	116,955
Fringe Benefits	29,054	32,747	39,310	41,533	41,533	41,533
Total Requirements	105,405	127,629	155,657	158,488	158,488	158,488
PHYSICAL ED & HEALTH						
Personnel Services	321,634	252,375	250,320	277,657	277,657	277,657
Fringe Benefits	131,355	114,289	117,826	124,584	124,584	124,584
Materials and Services	2,082	630	900	900	900	900
Total Requirements	455,071	367,294	369,046	403,141	403,141	403,141
PHYSICAL SCIENCE						
Personnel Services	542,165	305,842	261,593	275,600	275,600	275,600
Fringe Benefits	195,193	105,973	109,170	117,166	117,166	117,166
Materials and Services	7,021	3,881	3,500	3,500	3,500	3,500
Total Requirements	744,379	415,695	374,263	396,266	396,266	396,266

Expenditures by Organization: Instruction

INSTRUCTION	Fiscal Year 2018 -2019 ACTUAL Amounts	Fiscal Year 2019 -2020 ACTUAL Amounts	Fiscal Year 2020 -2021 ADJUSTED Budget	Fiscal Year 2021 -2022 PROPOSED Budget	Fiscal Year 2021 -2022 APPROVED Budget	Fiscal Year 2021 -2022 ADOPTED Budget
PRACTICAL NURSING						
Personnel Services	2,162	2,110	-	-	-	-
Fringe Benefits	376	402	-	-	-	-
Total Requirements	2,538	2,512	-	-	-	-
PROGRAM DEVELOPMENT						
Personnel Services	-	8,264	-	-	-	-
Fringe Benefits	-	1,629	-	-	-	-
Materials and Services	9,523	5,109	-	-	-	-
Total Requirements	9,523	15,002	-	-	-	-
SMALL BUSINESS MANAGEMENT						
Personnel Services	65,490	74,239	69,889	70,934	70,934	70,934
Fringe Benefits	22,132	27,094	33,145	32,090	32,090	32,090
Total Requirements	87,622	101,334	103,034	103,024	103,024	103,024
SOCIAL SCIENCE						
Personnel Services	245,288	246,565	245,562	209,044	209,044	209,044
Fringe Benefits	85,936	93,917	97,739	94,375	94,375	94,375
Materials and Services	1,362	976	2,000	2,000	2,000	2,000
Total Requirements	332,586	341,458	345,301	305,419	305,419	305,419
THEATER						
Personnel Services	21,106	52,464	54,452	56,304	56,304	56,304
Fringe Benefits	8,347	23,911	27,234	28,609	28,609	28,609
Materials and Services	721	532	2,800	750	750	750
Total Requirements	30,174	76,908	84,486	85,663	85,663	85,663

Expenditures by Organization: Instruction

INSTRUCTION	Fiscal Year 2018 -2019 ACTUAL Amounts	Fiscal Year 2019 -2020 ACTUAL Amounts	Fiscal Year 2020 -2021 ADJUSTED Budget	Fiscal Year 2021 -2022 PROPOSED Budget	Fiscal Year 2021 -2022 APPROVED Budget	Fiscal Year 2021 -2022 ADOPTED Budget
TEN						
Personnel Services	-	150,553	116,979	-	-	-
Fringe Benefits	-	63,362	50,581	-	-	-
Materials and Services	325	12,009	12,300	-	-	-
Total Requirements	325	225,924	179,860	-	-	-
TUTORING						
Personnel Services	5,682	9,737	5,730	-	-	-
Fringe Benefits	1,225	1,822	667	-	-	-
Total Requirements	6,907	11,558	6,397	-	-	-
UCC LEADERSHIP						
Materials and Services	464	-	-	-	-	-
Total Requirements	464	-	-	-	-	-
VITICULTURE AND ENOLOGY						
Personnel Services	113,138	108,770	131,385	74,621	74,621	74,621
Fringe Benefits	40,770	41,589	59,600	28,524	28,524	28,524
Materials and Services	18,318	27,780	37,500	25,700	25,700	25,700
Capital Outlay	6,943	-	5,250	-	-	-
Total Requirements	179,169	178,138	233,735	128,845	128,845	128,845
WELDING						
Personnel Services	129,087	127,910	156,038	163,824	163,824	163,824
Fringe Benefits	53,329	58,156	64,128	68,132	68,132	68,132
Materials and Services	944	887	950	950	950	950
Total Requirements	183,361	186,953	221,116	232,906	232,906	232,906

Expenditures by Organization: Instruction

	Fiscal Year 2018 -2019 ACTUAL Amounts	Fiscal Year 2019 -2020 ACTUAL Amounts	Fiscal Year 2020 -2021 ADJUSTED Budget	Fiscal Year 2021 -2022 PROPOSED Budget	Fiscal Year 2021 -2022 APPROVED Budget	Fiscal Year 2021 -2022 ADOPTED Budget
INSTRUCTION						
BUDGET HOLDING						
Materials and Services	-	-	406,753	-	-	-
Total Requirements	-	-	406,753	-	-	-
TOTAL INSTRUCTION	8,199,736.84	8,362,852.63	9,543,242	8,976,545	8,976,545	8,996,257

Expenditures by Organization: Instructional Support

INSTRUCTIONAL SUPPORT	Fiscal Year 2018 -2019 ACTUAL Amounts	Fiscal Year 2019 -2020 ACTUAL Amounts	Fiscal Year 2020 -2021 ADJUSTED Budget	Fiscal Year 2021-2022 PROPOSED Budget	Fiscal Year 2021-2022 APPROVED Budget	Fiscal Year 2021-2022 ADOPTED Budget
ACADEMIC DEVELOPMENT						
Personnel Services	38,160	95,375	125,168	127,230	127,230	127,230
Fringe Benefits	24,366	50,990	68,882	62,054	62,054	62,054
Total Requirements	62,526	146,365	194,050	189,284	189,284	189,284
ACADEMIC SUPPORT						
Materials and Services	-	-	25,800	15,800	15,800	15,800
Total Requirements	-	-	25,800	15,800	15,800	15,800
ACCREDITATION						
Personnel Services	1,183	-	-	-	-	-
Fringe Benefits	204	-	-	-	-	-
Materials and Services	23,642	-	-	-	-	-
Total Requirements	25,029	-	-	-	-	-
ADJUNCT FACULTY STAFF DEVELOPMENT						
Materials and Services	1,097	-	4,000	4,000	4,000	4,000
Total Requirements	1,097	-	4,000	4,000	4,000	4,000
ARTS & SCIENCES						
Personnel Services	145,855	134,752	-	-	-	-
Fringe Benefits	70,750	66,497	-	-	-	-
Materials and Services	4,278	2,137	-	-	-	-
Total Requirements	220,883	203,387	-	-	-	-

Expenditures by Organization: Instructional Support

INSTRUCTIONAL SUPPORT	Fiscal Year 2018 -2019 ACTUAL Amounts	Fiscal Year 2019 -2020 ACTUAL Amounts	Fiscal Year 2020 -2021 ADJUSTED Budget	Fiscal Year 2021-2022 PROPOSED Budget	Fiscal Year 2021-2022 APPROVED Budget	Fiscal Year 2021-2022 ADOPTED Budget
ASSISTANT VP ACADEMIC SERVICES						
Personnel Services	-	65,784	155,254	171,914	171,914	188,692
Fringe Benefits	-	24,932	76,103	88,278	88,278	91,976
Materials and Services	-	351	5,000	50,000	50,000	50,000
Total Requirements	-	91,067	236,357	310,192	310,192	330,668
CAREER & TECHNICAL EDUCATION						
Personnel Services	141,875	145,877	-	-	-	-
Fringe Benefits	54,214	39,761	-	-	-	-
Materials and Services	10,286	3,865	-	-	-	-
Total Requirements	206,375	189,503	-	-	-	-
COLLEGE TRANSITIONS						
Personnel Services	5,057	25,572	32,258	37,443	37,443	37,443
Fringe Benefits	1,474	14,596	18,752	24,589	24,589	24,589
Materials and Services	1,196	761	3,000	3,000	3,000	3,000
Total Requirements	7,727	40,929	54,010	65,032	65,032	65,032
CTE DIRECTOR						
Personnel Services	-	-	-	71,201	71,201	71,201
Fringe Benefits	-	-	-	31,931	31,931	31,931
Materials and Services	-	-	-	8,000	8,000	8,000
Total Requirements	-	-	-	111,132	111,132	111,132
DEAN OF FACULTY SUCCESS						
Personnel Services	-	-	-	79,828	79,828	84,506
Fringe Benefits	-	-	-	33,789	33,789	34,795
Materials and Services	-	-	-	10,000	10,000	10,000
Total Requirements	-	-	-	123,617	123,617	129,301

Expenditures by Organization: Instructional Support

INSTRUCTIONAL SUPPORT	Fiscal Year 2018 -2019 ACTUAL Amounts	Fiscal Year 2019 -2020 ACTUAL Amounts	Fiscal Year 2020 -2021 ADJUSTED Budget	Fiscal Year 2021-2022 PROPOSED Budget	Fiscal Year 2021-2022 APPROVED Budget	Fiscal Year 2021-2022 ADOPTED Budget
FIRST YEAR EXPERIENCE						
Materials and Services	-	-	750	-	-	-
Total Requirements	-	-	750	-	-	-
INSTITUTIONAL EFFECTIVENESS						
Personnel Services	68,813	90,830	132,381	140,583	140,583	140,583
Fringe Benefits	20,778	26,627	59,325	63,454	63,454	63,454
Materials and Services	10,940	39,679	43,500	37,910	37,910	37,910
Total Requirements	100,531	157,136	235,206	241,947	241,947	241,947
LIBRARY						
Personnel Services	214,501	217,871	200,679	197,933	197,933	197,933
Fringe Benefits	104,883	109,818	96,534	91,548	91,548	91,548
Materials and Services	73,565	63,455	77,290	77,290	77,290	77,290
Total Requirements	392,949	391,144	374,503	366,771	366,771	366,771
PATHWAYS MATCH						
Personnel Services	9,874	-	-	-	-	-
Fringe Benefits	3,601	-	-	-	-	-
Total Requirements	13,475	-	-	-	-	-
PROVOST						
Personnel Services	133,496	138,549	211,079	209,194	209,194	209,194
Fringe Benefits	37,699	42,494	70,705	78,173	78,173	78,173
Materials and Services	2,529	1,420	4,100	4,100	4,100	4,100
Total Requirements	173,724	182,463	285,884	291,467	291,467	291,467

Expenditures by Organization: Instructional Support

INSTRUCTIONAL SUPPORT	Fiscal Year 2018 -2019 ACTUAL Amounts	Fiscal Year 2019 -2020 ACTUAL Amounts	Fiscal Year 2020 -2021 ADJUSTED Budget	Fiscal Year 2021-2022 PROPOSED Budget	Fiscal Year 2021-2022 APPROVED Budget	Fiscal Year 2021-2022 ADOPTED Budget
SABBATICAL						
Personnel Services	10,332	44,156	19,405	19,405	19,405	19,405
Fringe Benefits	1,207	22,090	3,785	4,134	4,134	4,134
Total Requirements	11,539	66,245	23,190	23,539	23,539	23,539
WORKFORCE & COMMUNITY EDUCATION						
Personnel Services	17,021	21,952	-	-	-	-
Fringe Benefits	2,943	4,432	-	-	-	-
Materials and Services	80	-	-	-	-	-
Total Requirements	20,044	26,383	-	-	-	-
BUDGET HOLDING						
Materials and Services	-	-	90,833	-	-	-
Total Requirements	-	-	90,833	-	-	-
TOTAL INST. SUPPORT	1,235,899.83	1,494,622.86	1,524,583	1,742,781	1,742,781	1,768,941

Expenditures by Organization: Student Services

	Fiscal Year 2018 -2019 ACTUAL Amounts	Fiscal Year 2019 -2020 ACTUAL Amounts	Fiscal Year 2020 -2021 ADJUSTED Budget	Fiscal Year 2021 -2022 PROPOSED Budget	Fiscal Year 2021 -2022 APPROVED Budget	Fiscal Year 2021 -2022 ADOPTED Budget
STUDENT SERVICES						
ACCESSIBILITY SERVICES						
Personnel Services	71,435	66,929	85,038	79,154	79,154	79,154
Fringe Benefits	27,231	19,538	32,536	33,292	33,292	33,292
Materials and Services	2,847	1,873	4,550	6,350	6,350	6,350
Total Requirements	101,512	88,340	122,124	118,796	118,796	118,796
ACADEMIC ADVISING						
Personnel Services	207,116	261,943	176,706	176,341	176,341	176,341
Fringe Benefits	105,752	137,683	104,142	91,966	91,966	91,966
Materials and Services	5,971	3,799	7,500	6,000	6,000	6,000
Total Requirements	318,839	403,425	288,348	274,307	274,307	274,307
BASEBALL						
Personnel Services	75,195	80,142	82,698	84,744	84,744	84,744
Fringe Benefits	27,852	29,979	32,744	34,670	34,670	34,670
Materials and Services	28,000	36,816	41,500	41,500	41,500	41,500
Total Requirements	131,047	146,936	156,942	160,914	160,914	160,914
COMMENCEMENT						
Materials and Services	-	-	13,000	13,000	13,000	13,000
Total Requirements	-	-	13,000	13,000	13,000	13,000
CROSS COUNTRY						
Materials and Services	10,316	6,959	10,350	10,350	10,350	10,350
Total Requirements	10,316	6,959	10,350	10,350	10,350	10,350

Expenditures by Organization: Student Services

STUDENT SERVICES	Fiscal Year	Fiscal Year	Fiscal Year	Fiscal Year	Fiscal Year	Fiscal Year
	2018 -2019	2019 -2020	2020 -2021	2021 -2022	2021 -2022	2021 -2022
	ACTUAL	ACTUAL	ADJUSTED	PROPOSED	APPROVED	ADOPTED
	Amounts	Amounts	Budget	Budget	Budget	Budget
DEAN OF STUDENT SERVICES						
Personnel Services	115,187	131,303	-	-	-	-
Fringe Benefits	55,816	61,939	-	-	-	-
Materials and Services	6,661	5,655	-	-	-	-
Total Requirements	177,664	198,897	-	-	-	-
DIVERSITY, EQUITY, AND INCLUSION						
Personnel Services	-	-	-	4,000	4,000	4,000
Fringe Benefits	-	-	-	852	852	852
Materials and Services	2,756	1,366	3,000	3,000	3,000	3,000
Total Requirements	2,756	1,366	3,000	7,852	7,852	7,852
E-SPORTS						
Personnel Services	-	-	15,000	15,000	15,000	15,000
Fringe Benefits	-	-	2,927	3,197	3,197	3,197
Materials and Services	-	-	8,000	8,000	8,000	8,000
Total Requirements	-	-	25,927	26,197	26,197	26,197
ENROLLMENT MANAGEMENT						
Personnel Services	241,849	244,505	314,142	365,725	365,725	365,725
Fringe Benefits	120,156	126,148	168,522	198,576	198,576	198,576
Materials and Services	15,336	7,467	21,000	21,000	21,000	21,000
Total Requirements	377,341	378,120	503,664	585,301	585,301	585,301
FINANCIAL AID						
Personnel Services	260,188	254,933	275,746	317,306	317,306	317,306
Fringe Benefits	148,865	151,020	166,125	194,038	194,038	194,038
Materials and Services	19,696	15,789	23,700	22,400	22,400	22,400
Total Requirements	428,749	421,742	465,571	533,744	533,744	533,744

Expenditures by Organization: Student Services

	Fiscal Year 2018 -2019 ACTUAL Amounts	Fiscal Year 2019 -2020 ACTUAL Amounts	Fiscal Year 2020 -2021 ADJUSTED Budget	Fiscal Year 2021 -2022 PROPOSED Budget	Fiscal Year 2021 -2022 APPROVED Budget	Fiscal Year 2021 -2022 ADOPTED Budget
STUDENT SERVICES						
GENERAL ATHLETICS						
Personnel Services	71,855	154,751	113,890	167,700	167,700	167,700
Fringe Benefits	21,266	61,850	48,016	75,334	75,334	75,334
Materials and Services	63,972	77,590	99,650	70,650	70,650	70,650
Total Requirements	157,093	294,191	261,556	313,684	313,684	313,684
LIFE COACH						
Personnel Services	-	61,971	110,954	64,394	64,394	64,394
Fringe Benefits	-	30,771	54,867	30,332	30,332	30,332
Materials and Services	-	2,930	7,900	4,900	4,900	4,900
Total Requirements	-	95,672	173,721	99,626	99,626	99,626
MEN'S BASKETBALL						
Personnel Services	10,311	7,664	10,792	10,989	10,989	10,989
Fringe Benefits	3,295	2,437	3,597	3,832	3,832	3,832
Materials and Services	16,966	17,500	17,500	17,500	17,500	17,500
Total Requirements	30,572	27,601	31,889	32,321	32,321	32,321
MEN'S WRESTLING						
Personnel Services	15,000	15,000	15,000	15,000	15,000	15,000
Fringe Benefits	2,101	2,308	2,927	3,197	3,197	3,197
Materials and Services	21,393	21,250	21,400	21,400	21,400	21,400
Total Requirements	38,494	38,558	39,327	39,597	39,597	39,597
OBSTACLE COURSE RACING						
Personnel Services	5,000	-	10,000	10,000	10,000	10,000
Fringe Benefits	405	-	1,951	2,131	2,131	2,131
Materials and Services	10,292	12,200	10,500	10,500	10,500	10,500
Total Requirements	15,696	12,200	22,451	22,631	22,631	22,631

Expenditures by Organization: Student Services

	Fiscal Year 2018 -2019	Fiscal Year 2019 -2020	Fiscal Year 2020 -2021	Fiscal Year 2021 -2022	Fiscal Year 2021 -2022	Fiscal Year 2021 -2022
STUDENT SERVICES	ACTUAL	ACTUAL	ADJUSTED	PROPOSED	APPROVED	ADOPTED
	Amounts	Amounts	Budget	Budget	Budget	Budget
REGISTRATION & RECORDS						
Personnel Services	184,002	227,940	206,507	206,373	206,373	206,373
Fringe Benefits	91,741	125,536	111,502	128,361	128,361	128,361
Materials and Services	17,280	15,867	16,500	16,506	16,506	16,506
Total Requirements	293,024	369,343	334,509	351,240	351,240	351,240
TESTING						
Personnel Services	35,103	35,607	36,682	37,416	37,416	37,416
Fringe Benefits	21,158	23,323	23,766	24,585	24,585	24,585
Materials and Services	7,932	5,632	11,700	9,700	9,700	9,700
Total Requirements	64,193	64,561	72,148	71,701	71,701	71,701
TRACK & FIELD						
Personnel Services	62,380	64,746	69,718	71,698	71,698	71,698
Fringe Benefits	22,806	27,970	30,213	31,889	31,889	31,889
Materials and Services	24,334	18,851	20,500	20,500	20,500	20,500
Total Requirements	109,520	111,568	120,431	124,087	124,087	124,087
WOMEN'S BASKETBALL						
Personnel Services	5,000	5,000	5,000	5,000	5,000	5,000
Fringe Benefits	849	951	976	1,066	1,066	1,066
Materials and Services	16,946	16,520	17,500	17,500	17,500	17,500
Total Requirements	22,794	22,471	23,476	23,566	23,566	23,566
WOMEN'S SOCCER						
Personnel Services	-	-	15,000	15,000	15,000	15,000
Fringe Benefits	-	-	2,807	3,197	3,197	3,197
Materials and Services	-	-	10,500	10,500	10,500	10,500
Total Requirements	-	-	28,307	28,697	28,697	28,697

Expenditures by Organization: Student Services

STUDENT SERVICES	Fiscal Year 2018 -2019 ACTUAL Amounts	Fiscal Year 2019 -2020 ACTUAL Amounts	Fiscal Year 2020 -2021 ADJUSTED Budget	Fiscal Year 2021 -2022 PROPOSED Budget	Fiscal Year 2021 -2022 APPROVED Budget	Fiscal Year 2021 -2022 ADOPTED Budget
WOMEN'S VOLLEYBALL						
Personnel Services	16,053	11,589	15,000	15,000	15,000	15,000
Fringe Benefits	2,299	1,877	2,927	3,197	3,197	3,197
Materials and Services	-	1,500	1,500	1,500	1,500	1,500
Total Requirements	18,352	14,967	19,427	19,697	19,697	19,697
WOMEN'S WRESTLING						
Personnel Services	15,000	15,000	15,000	15,000	15,000	15,000
Fringe Benefits	2,551	2,723	2,927	3,197	3,197	3,197
Materials and Services	20,571	20,525	21,400	21,400	21,400	21,400
Total Requirements	38,123	38,249	39,327	39,597	39,597	39,597
BUDGET HOLDING						
Materials and Services	-	-	282,039	-	-	-
Total Requirements	-	-	282,039	-	-	-
TOTAL STUDENT SERVICES						
	2,336,085	2,735,165	3,037,534	2,896,905	2,896,905	2,896,905

Expenditures by Organization: College Support Services

COLLEGE SUPPORT SERVICES	Fiscal Year 2018 -2019 ACTUAL Amounts	Fiscal Year 2019 -2020 ACTUAL Amounts	Fiscal Year 2020 -2021 ADJUSTED Budget	Fiscal Year 2021 -2022 PROPOSED Budget	Fiscal Year 2021 -2022 APPROVED Budget	Fiscal Year 2021 -2022 ADOPTED Budget
ACCOUNTING & FINANCE						
Personnel Services	304,310	331,361	303,658	319,155	319,155	349,889
Fringe Benefits	155,687	172,672	156,336	167,853	167,853	191,629
Materials and Services	112,870	19,905	113,800	104,550	104,550	104,550
Total Requirements	572,868	523,939	573,794	591,558	591,558	646,068
ADMINISTRATIVE PLANNING						
Materials and Services	6,102	6,466	10,000	10,000	10,000	10,000
Total Requirements	6,102	6,466	10,000	10,000	10,000	10,000
ADMINISTRATIVE & EXEMPT STAFF DEVELOPMENT						
Materials and Services	7,209	7,007	9,000	9,000	9,000	9,000
Total Requirements	7,209	7,007	9,000	9,000	9,000	9,000
ADVANCEMENT						
Personnel Services	117,857	126,428	326,979	284,836	284,836	284,836
Fringe Benefits	49,270	55,858	146,360	129,979	129,979	129,979
Materials and Services	8,400	1,316	144,407	240,907	240,907	240,907
Total Requirements	175,527	183,601	617,746	655,722	655,722	655,722
BOARD OF EDUCATION						
Materials and Services	12,435	4,979	12,600	12,300	12,300	12,300
Total Requirements	12,435	4,979	12,600	12,300	12,300	12,300
CAMPUS EVENTS						
Materials and Services	4,986	2,896	7,400	7,400	7,400	7,400
Total Requirements	4,986	2,896	7,400	7,400	7,400	7,400

Expenditures by Organization: College Support Services

COLLEGE SUPPORT SERVICES	Fiscal Year 2018 -2019 ACTUAL Amounts	Fiscal Year 2019 -2020 ACTUAL Amounts	Fiscal Year 2020 -2021 ADJUSTED Budget	Fiscal Year 2021 -2022 PROPOSED Budget	Fiscal Year 2021 -2022 APPROVED Budget	Fiscal Year 2021 -2022 ADOPTED Budget
CAMPUS TECHNOLOGY						
Materials and Services	18,683	29,531	25,000	25,000	25,000	25,000
Total Requirements	18,683	29,531	25,000	25,000	25,000	25,000
CHIEF FINANCIAL OFFICER						
Personnel Services	157,496	163,458	176,599	179,689	179,689	215,338
Fringe Benefits	56,414	62,760	68,046	71,889	71,889	79,562
Materials and Services	63,750	6,463	15,900	13,000	13,000	13,000
Total Requirements	277,660	232,681	260,545	264,578	264,578	307,900
COLLEGE MEMBERSHIP DUES						
Materials and Services	54,983	55,402	65,000	65,000	65,000	65,000
Total Requirements	54,983	55,402	65,000	65,000	65,000	65,000
COMMUNICATIONS & MARKETING						
Personnel Services	179,950	160,502	-	-	-	-
Fringe Benefits	75,316	71,377	-	-	-	-
Materials and Services	127,791	124,018	-	-	-	-
Total Requirements	383,056	355,896	-	-	-	-
COMPLIANCE						
Personnel Services	-	-	23,200	69,484	69,484	69,484
Fringe Benefits	-	-	10,645	31,564	31,564	31,564
Materials and Services	-	-	-	4,000	4,000	4,000
Total Requirements	-	-	33,845	105,048	105,048	105,048

Expenditures by Organization: College Support Services

COLLEGE SUPPORT SERVICES	Fiscal Year 2018 -2019 ACTUAL Amounts	Fiscal Year 2019 -2020 ACTUAL Amounts	Fiscal Year 2020 -2021 ADJUSTED Budget	Fiscal Year 2021 -2022 PROPOSED Budget	Fiscal Year 2021 -2022 APPROVED Budget	Fiscal Year 2021 -2022 ADOPTED Budget
EMERGENT NEED PERSONNEL						
Personnel Services	11,401	-	5,000	5,000	5,000	5,000
Fringe Benefits	1,935	-	976	1,066	1,066	1,066
Total Requirements	13,335	-	5,976	6,066	6,066	6,066
EMPLOYEE WELLNESS						
Materials and Services	775	245	2,000	2,000	2,000	2,000
Total Requirements	775	245	2,000	2,000	2,000	2,000
EVENTS						
Personnel Services	97,062	63,580	26,639	27,171	27,171	27,171
Fringe Benefits	45,725	24,330	20,001	20,591	20,591	20,591
Total Requirements	142,787	87,911	46,640	47,762	47,762	47,762
FOUNDATION						
Materials and Services	-	-	-	3,500	3,500	3,500
Total Requirements	-	-	-	3,500	3,500	3,500
GRANTS						
Personnel Services	58,346	54,256	-	-	-	-
Fringe Benefits	24,833	21,662	-	-	-	-
Materials and Services	2,179	2,407	-	-	-	-
Total Requirements	85,358	78,324	-	-	-	-
HUMAN RESOURCES						
Personnel Services	204,407	169,612	174,983	219,599	219,599	231,259
Fringe Benefits	88,773	75,400	79,767	107,537	107,537	110,046
Materials and Services	65,017	55,976	80,850	80,850	80,850	80,850
Total Requirements	358,197	300,988	335,600	407,986	407,986	422,155

Expenditures by Organization: College Support Services

COLLEGE SUPPORT SERVICES	Fiscal Year 2018 -2019 ACTUAL Amounts	Fiscal Year 2019 -2020 ACTUAL Amounts	Fiscal Year 2020 -2021 ADJUSTED Budget	Fiscal Year 2021 -2022 PROPOSED Budget	Fiscal Year 2021 -2022 APPROVED Budget	Fiscal Year 2021 -2022 ADOPTED Budget
INFORMATIONAL TECHNOLOGY						
Personnel Services	612,332	605,483	599,529	609,672	609,672	609,672
Fringe Benefits	285,357	300,687	309,457	320,586	320,586	320,586
Materials and Services	157,034	148,033	199,184	199,120	199,120	199,120
Total Requirements	1,054,723	1,054,203	1,108,170	1,129,378	1,129,378	1,129,378
INSTITUTIONAL RESEARCH & PLANNING						
Personnel Services	54,649	56,553	-	-	-	-
Fringe Benefits	24,182	26,641	-	-	-	-
Materials and Services	375	458	-	-	-	-
Total Requirements	79,206	83,652	-	-	-	-
LEGAL AND AUDITING						
Materials and Services	66,941	114,055	123,500	123,100	123,100	123,100
Total Requirements	66,941	114,055	123,500	123,100	123,100	123,100
LIABILITY INSURANCE						
Materials and Services	59,682	65,037	240,797	250,000	250,000	250,000
Total Requirements	59,682	65,037	240,797	250,000	250,000	250,000
MAIL ROOM						
Personnel Services	26,377	21,078	22,243	23,476	23,476	23,476
Fringe Benefits	2,716	4,164	4,340	5,003	5,003	5,003
Materials and Services	22,666	20,368	36,000	36,000	36,000	36,000
Total Requirements	51,759	45,610	62,583	64,479	64,479	64,479
PAYROLL						
Personnel Services	69,157	70,750	72,887	74,344	74,344	74,344
Fringe Benefits	34,060	37,051	39,435	41,057	41,057	41,057
Materials and Services	10,526	8,957	20,500	20,500	20,500	20,500
Total Requirements	113,743	116,758	132,822	135,901	135,901	135,901

Expenditures by Organization: College Support Services

COLLEGE SUPPORT SERVICES	Fiscal Year 2018 -2019 ACTUAL Amounts	Fiscal Year 2019 -2020 ACTUAL Amounts	Fiscal Year 2020 -2021 ADJUSTED Budget	Fiscal Year 2021 -2022 PROPOSED Budget	Fiscal Year 2021 -2022 APPROVED Budget	Fiscal Year 2021 -2022 ADOPTED Budget
PHONES						
Materials and Services	104,980	104,205	70,500	70,500	70,500	70,500
Total Requirements	104,980	104,205	70,500	70,500	70,500	70,500
PRESIDENT'S OFFICE						
Personnel Services	239,687	272,397	269,356	270,447	270,447	263,386
Fringe Benefits	72,494	84,530	90,131	93,759	93,759	92,239
Materials and Services	11,584	11,803	11,500	11,500	11,500	11,500
Total Requirements	323,765	368,730	370,987	375,706	375,706	367,125
PURCHASING						
Personnel Services	63,633	66,041	67,869	69,057	69,057	69,057
Fringe Benefits	25,569	28,430	29,994	31,471	31,471	31,471
Materials and Services	5,399	3,016	6,100	5,400	5,400	5,400
Total Requirements	94,600	97,487	103,963	105,928	105,928	105,928
SECURITY						
Personnel Services	155,830	155,376	168,420	176,134	176,134	176,134
Fringe Benefits	73,237	79,061	84,594	88,665	88,665	88,665
Materials and Services	32,084	24,591	31,005	31,005	31,005	31,005
Total Requirements	261,151	259,027	284,019	295,804	295,804	295,804
STUDENT INSURANCE						
Materials and Services	34,979	31,973	36,000	-	-	-
Total Requirements	34,979	31,973	36,000	-	-	-
TUITION WAIVERS - STAFF						
Fringe Benefits	74,570	63,386	100,000	100,000	100,000	100,000
Total Requirements	74,570	63,386	100,000	100,000	100,000	100,000

Expenditures by Organization: College Support Services

	Fiscal Year 2018 -2019 ACTUAL Amounts	Fiscal Year 2019 -2020 ACTUAL Amounts	Fiscal Year 2020 -2021 ADJUSTED Budget	Fiscal Year 2021 -2022 PROPOSED Budget	Fiscal Year 2021 -2022 APPROVED Budget	Fiscal Year 2021 -2022 ADOPTED Budget
COLLEGE SUPPORT SERVICES						
BUDGET HOLDING						
Materials and Services	-	-	441,971	-	-	-
Total Requirements	-	-	441,971	-	-	-
TOTAL COLLEGE SUPPORT SERVICES	4,434,057	4,273,991	5,080,458	4,863,716	4,863,716	4,967,136

Expenditures by Organization: Financial Aid

FINANCIAL AID	Fiscal Year 2018 -2019 ACTUAL Amounts	Fiscal Year 2019 -2020 ACTUAL Amounts	Fiscal Year 2020 -2021 ADJUSTED Budget	Fiscal Year 2021 -2022 PROPOSED Budget	Fiscal Year 2021 -2022 APPROVED Budget	Fiscal Year 2021 -2022 ADOPTED Budget
TUITION WAIVERS - STUDENT						
Financial Aid - Tuition Waivers	681,012	647,989	1,016,992	949,430	949,430	949,430
Total Requirements	681,012	647,989	1,016,992	949,430	949,430	949,430
TOTAL FINANCIAL AID	681,012	647,989	1,016,992	949,430	949,430	949,430

Expenditures by Organization: Plant Operations & Maintenance

PLANT OPERATIONS & MAINTENANCE	Fiscal Year 2018 -2019 ACTUAL Amounts	Fiscal Year 2019 -2020 ACTUAL Amounts	Fiscal Year 2020 -2021 ADJUSTED Budget	Fiscal Year 2021 -2022 PROPOSED Budget	Fiscal Year 2021 -2022 APPROVED Budget	Fiscal Year 2021 -2022 ADOPTED Budget
CUSTODIAL SERVICES						
Personnel Services	264,294	268,568	257,179	260,086	260,086	285,821
Fringe Benefits	178,889	183,585	172,446	178,304	178,304	200,999
Materials and Services	63,355	46,909	62,700	65,528	65,528	65,528
Capital Outlay	13,369	-	-	-	-	-
Total Requirements	519,907	499,062	492,325	503,918	503,918	552,348
DIRECTOR OF MAINTENANCE, BUILDINGS & GROUNDS						
Personnel Services	120,300	134,478	141,028	143,610	143,610	143,610
Fringe Benefits	64,710	72,500	75,248	75,151	75,151	75,151
Materials and Services	4,297	4,142	4,000	4,000	4,000	4,000
Total Requirements	189,307	211,119	220,276	222,761	222,761	222,761
DIRECTOR OF SAFETY, SECURITY & CUSTODIANS						
Personnel Services	15,284	33,697	-	-	-	-
Fringe Benefits	1,574	6,485	-	-	-	-
Materials and Services	17,931	17,567	-	-	-	-
Total Requirements	34,789	57,749	-	-	-	-
LANDSLIDE						
Materials and Services	-	-	636,000	-	-	500,000
Total Requirements	-	-	636,000	-	-	500,000
MAINTENANCE OF BUILDINGS						
Personnel Services	154,444	156,031	139,426	137,682	137,682	206,815
Fringe Benefits	82,430	92,582	79,267	79,170	79,170	128,322
Materials and Services	145,427	95,618	124,800	126,641	126,641	126,641
Total Requirements	382,301	344,231	343,493	343,493	343,493	461,778

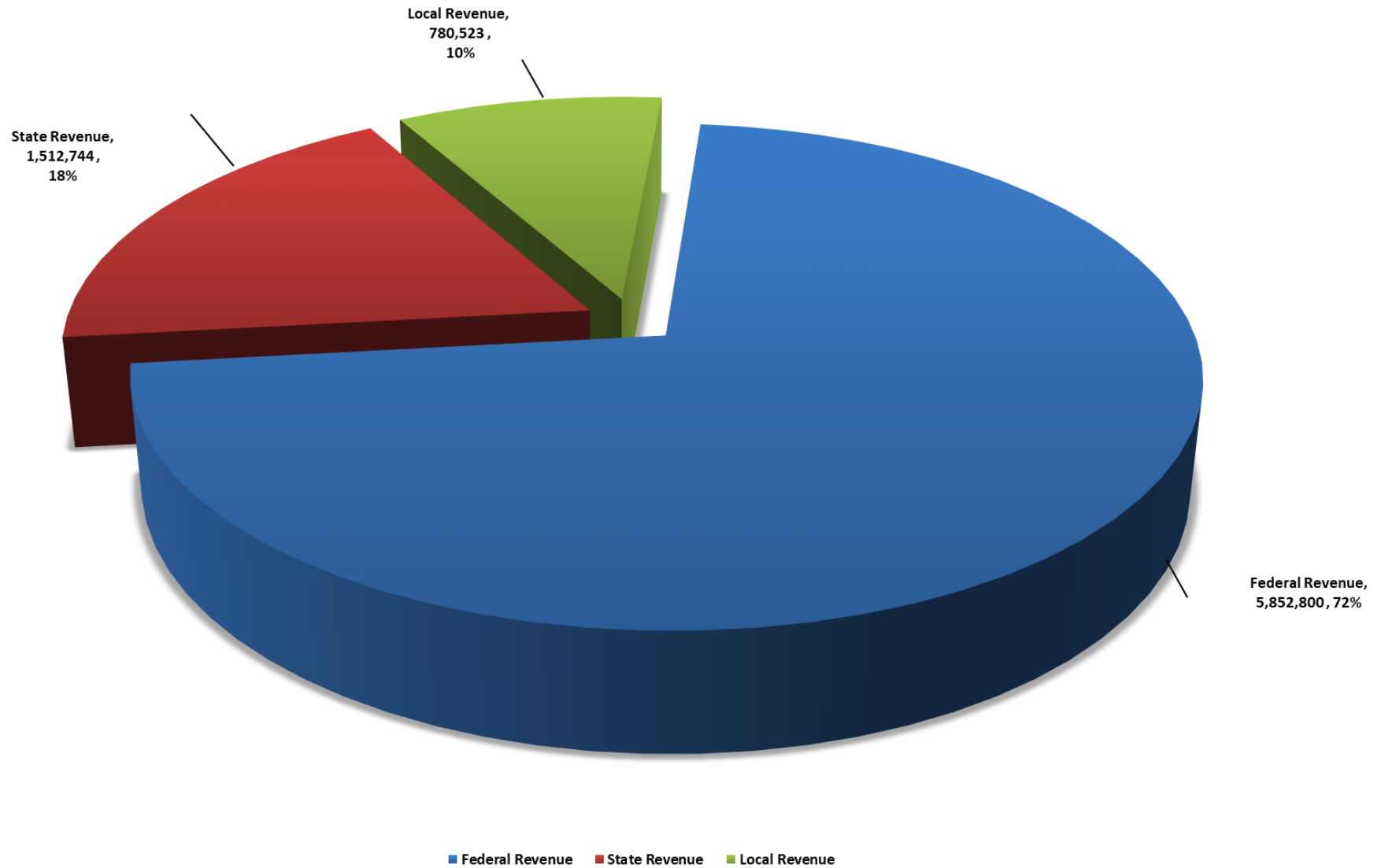
Expenditures by Organization: Plant Operations & Maintenance

PLANT OPERATIONS & MAINTENANCE	Fiscal Year 2018 -2019 ACTUAL Amounts	Fiscal Year 2019 -2020 ACTUAL Amounts	Fiscal Year 2020 -2021 ADJUSTED Budget	Fiscal Year 2021 -2022 PROPOSED Budget	Fiscal Year 2021 -2022 APPROVED Budget	Fiscal Year 2021 -2022 ADOPTED Budget
MAINTENANCE OF GROUNDS						
Personnel Services	36,429	30,335	38,546	34,495	34,495	34,495
Fringe Benefits	22,472	14,855	24,730	24,562	24,562	24,562
Materials and Services	47,847	49,099	44,831	44,831	44,831	44,831
Total Requirements	106,748	94,290	108,107	103,888	103,888	103,888
PROPERTY INSURANCE						
Materials and Services	111,412	127,175	-	-	-	-
Total Requirements	111,412	127,175	-	-	-	-
UTILITIES AND RENTS						
Materials and Services	471,156	437,723	387,625	425,000	425,000	425,000
Total Requirements	471,156	437,723	387,625	425,000	425,000	425,000
BUDGET HOLDING						
Materials and Services	-	-	302,435	-	-	-
Total Requirements	-	-	302,435	-	-	-
TOTAL PLANT OPERATIONS & MAINTENANCE	1,815,620	1,771,350	1,854,261	1,599,060	1,599,060	2,265,775

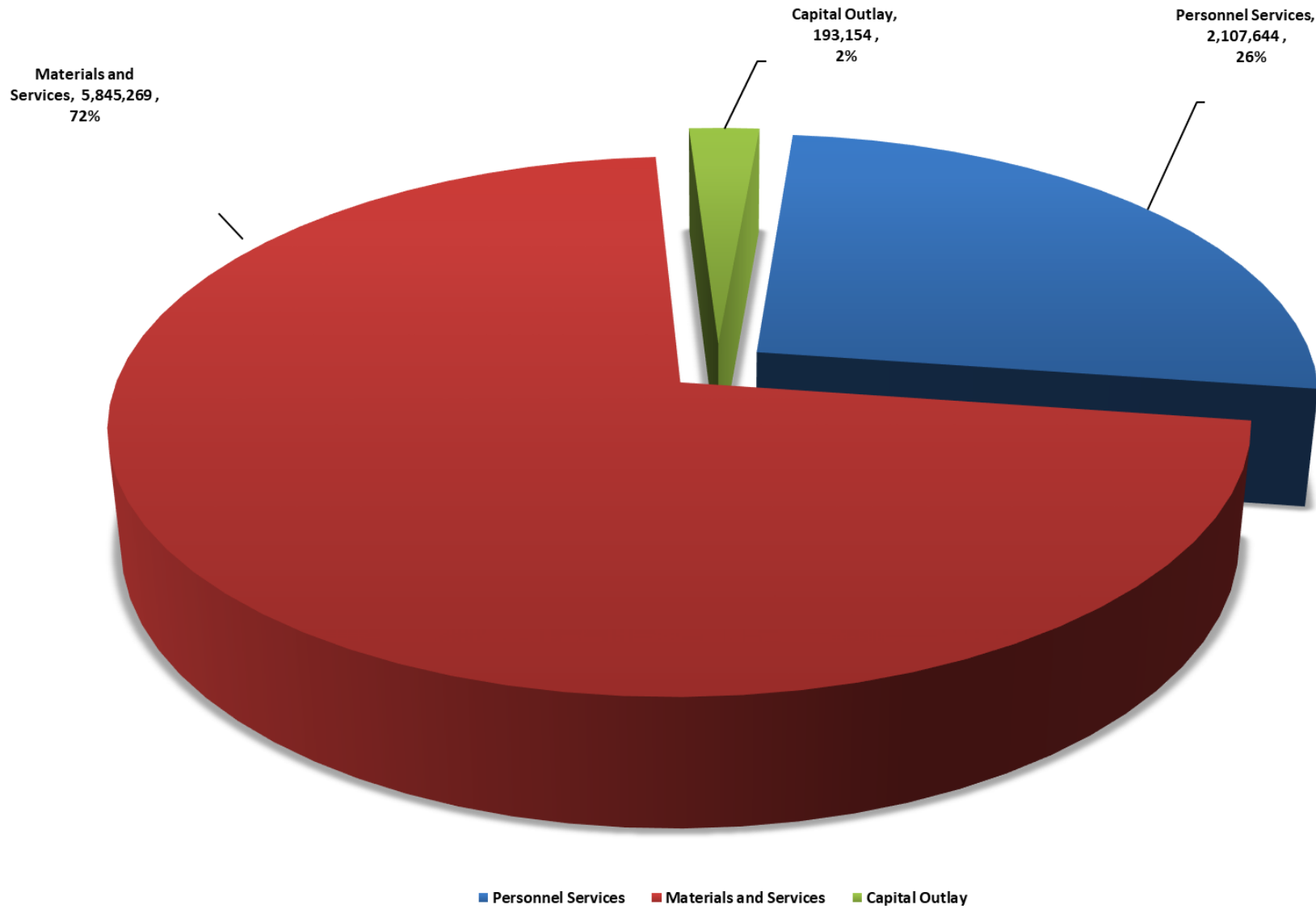
Special Revenue Fund: Grants and Contracts
 Summary of Resources and Requirements

RESOURCES	Fiscal Year	Fiscal Year	Fiscal Year	Fiscal Year	Fiscal Year	Fiscal Year
	2018 - 2019	2019 - 2020	2020 - 2021	2021 - 2022	2021 - 2022	2021 - 2022
	ACTUAL	ACTUAL	ADJUSTED	PROPOSED	APPROVED	ADOPTED
	Amounts	Amounts	Budget	Budget	Budget	Budget
Beginning Fund Balance	27,939	26,769	353	-	-	-
Federal Revenue	1,945,652	1,782,464	6,093,359	8,269,723	8,269,723	5,852,800
State Revenue	1,149,247	1,199,159	3,692,872	1,512,744	1,512,744	1,512,744
Local Revenue	832,104	727,291	921,388	780,523	780,523	780,523
TOTAL RESOURCES	3,954,942	3,735,683	10,707,972	10,562,990	10,562,990	8,146,067
REQUIREMENTS						
Personnel Services	2,155,038	2,045,100	2,750,977	2,107,644	2,107,644	2,107,644
Materials and Services	1,649,969	1,525,298	7,716,170	8,262,192	8,262,192	5,845,269
Capital Outlay	123,166	138,174	240,825	193,154	193,154	193,154
Sub-Total	3,928,173	3,708,572	10,707,972	10,562,990	10,562,990	8,146,067
Ending Fund Balance	26,769	27,112	-	-	-	-
TOTAL REQUIREMENTS	3,954,942	3,735,683	10,707,972	10,562,990	10,562,990	8,146,067

Special Revenue Fund: Grants and Contracts Resources



Special Revenue Fund: Grants and Contracts Requirements



Special Revenue Fund: Grants and Contracts
Summary by Use

Account	Instruction	Instructional Support	Community Services	Student Services	College Support Services	TOTAL
PERSONNEL SERVICES	673,948	143,152	-	1,290,544	-	2,107,644
MATERIALS & SERVICES	471,749	398,804	100,000	875,102	3,999,614	5,845,269
CAPITAL EXPENDITURES	-	193,154	-	-	-	193,154
TOTAL	1,145,697	735,110	100,000	2,165,646	3,999,614	8,146,067
FTE	11.3	2.2	-	20.8	-	34.2

Grants and Contracts: Resources

RESOURCES	Fiscal Year	Fiscal Year	Fiscal Year	Fiscal Year	Fiscal Year	Fiscal Year
	2018 - 2019	2019 - 2020	2020 - 2021	2021 - 2022	2021 - 2022	2021 - 2022
	ACTUAL	ACTUAL	ADJUSTED	PROPOSED	APPROVED	ADOPTED
	Amounts	Amounts	Budget	Budget	Budget	Budget
ABS Professional Development	-	13,251	16,748	-	-	-
Access (Child Care Access grant)	14,522	-	-	-	-	-
Accountability	12,681	14,000	15,511	15,852	15,852	15,852
AEAP	93,838	-	-	-	-	-
Athletic Bridge Funding	7,977	3,728	-	-	-	-
American Rescue Plan Act	-	-	-	4,500,000	4,500,000	2,083,077
Care Conn Emerg COVID19	-	6,726	3,274	-	-	-
Career Connected Learning	92,550	103,757	52,500	-	-	-
Career Pathways Grant	50,268	37,566	46,792	38,000	38,000	38,000
Carl Perkins	118,879	188,175	250,623	263,154	263,154	263,154
Childcare & Development Fund	10,310	278,691	39,387	-	-	-
Childcare Resource & Referral	238,788	50,530	567,303	-	-	-
Comprehensive	148,404	154,412	234,019	253,388	253,388	253,388
Coronavirus RRSAA	-	-	2,032,469	1,600,000	1,600,000	1,600,000
COVID Student Aid	-	-	560,927	-	-	-
Cow Creek Forestry	616	12,418	2,016	-	-	-
Cow Creek GED	-	7,400	-	-	-	-
CPI Training FF Grant	-	-	3,750	-	-	-
DCIDB Aluminum Welding	14,908	92	-	-	-	-
Declaration of Cooperation	14,120	1,986	23,625	-	-	-
Dental Clinic	-	-	-	5,000	5,000	5,000
Developmental Education	6,370	6,207	-	-	-	-
Early Learning Professional Development	17,399	53,726	21,230	-	-	-
Educational Talent Search	329,152	299,421	364,247	330,793	330,793	330,793
Evergreen Business Capital	9,000	-	-	-	-	-
Films on Demand	-	114,400	116,537	116,537	116,537	116,537
Focused Childcare Network	97,147	34,466	61,416	-	-	-
Ford Family SBDC Childcare	-	-	33,036	33,085	33,085	33,085

Grants and Contracts: Resources

RESOURCES	Fiscal Year	Fiscal Year	Fiscal Year	Fiscal Year	Fiscal Year	Fiscal Year
	2018 - 2019	2019 - 2020	2020 - 2021	2021 - 2022	2021 - 2022	2021 - 2022
	ACTUAL	ACTUAL	ADJUSTED	PROPOSED	APPROVED	ADOPTED
	Amounts	Amounts	Budget	Budget	Budget	Budget
Forestry	19,026	40,849	20,125	-	-	-
Gear Up	-	-	71,953	7,820	7,820	7,820
GED WrapAround	-	-	82,944	-	-	-
GEER Distance Learning	-	-	108,647	-	-	-
GEER Student Support	-	-	188,070	-	-	-
Guided Pathways 2	1,691	621	7,000	-	-	-
Job Corps	315,488	298,239	322,434	363,956	363,956	363,956
JOBS	490,891	602,588	713,944	714,387	714,387	714,387
JOBS OFFSET	79,094	-	-	-	-	-
Jordan Cove Project	-	2,129	371	-	-	-
Kindergarten Partnership Innovation	1,712	-	-	-	-	-
Lead Learn Training	2,784	2,456	-	-	-	-
Lean Manufacturing	7,000	-	-	-	-	-
Lending Library	-	3,352	1,050	-	-	-
Liberal Arts Transfer Fund	-	-	1,000	-	-	-
Library CARES Act	-	-	3,064	-	-	-
Lottery Grant	93,704	82,648	61,352	72,000	72,000	72,000
Mathematics & Young Child Project	-	-	1,961	-	-	-
Nursing Accreditation	-	-	100,000	100,000	100,000	100,000
OCF EMS Mannequin	7,647	353	353	-	-	-
OCCDLA Support Staff Funding	69,231	-	-	-	-	-
OpenTextbook Workshop	3,509	5,861	3,394	6,066	6,066	6,066
Open World Program	7,106	6,422	-	-	-	-
Pathways to Opportunity	1,481	21,301	37,500	20,000	20,000	20,000
PreK Network	22,543	46,107	82,602	15,070	15,070	15,070
Preschool Promise	43,967	24,970	-	-	-	-
Program Improvement	10,717	9,695	17,000	-	-	-
Proto	1,827	-	-	-	-	-

Grants and Contracts: Resources

RESOURCES	Fiscal Year	Fiscal Year	Fiscal Year	Fiscal Year	Fiscal Year	Fiscal Year
	2018 - 2019	2019 - 2020	2020 - 2021	2021 - 2022	2021 - 2022	2021 - 2022
	ACTUAL	ACTUAL	ADJUSTED	PROPOSED	APPROVED	ADOPTED
	Amounts	Amounts	Budget	Budget	Budget	Budget
Reach for the Stars	2,500	-	-	-	-	-
Regional Action Plan	7,500	-	-	-	-	-
Retail Management Grant	451	605	2,795	-	-	-
RMC Walmart Brighter Futures	114,276	48,535	33,000	-	-	-
Rural CC Covid19 St Support	-	1,100	8,900	-	-	-
SAIF COVID Workers Safety	-	3,682	-	-	-	-
SBDC Cares	-	-	30,000	-	-	-
SBDC Federal	18,655	42,631	37,719	35,000	35,000	35,000
SBDC Ford Family Covid19	-	-	10,000	-	-	-
Seismic Rehabilitation WFA	-	69,798	1,867,730	-	-	-
Snap 50/50	-	1,131	22,697	44,000	44,000	44,000
Soar to Success	147,407	143,407	96,947	-	-	-
Special Revenue Program	-	-	864,755	1,200,000	1,200,000	1,200,000
Stem Beyond School	26,256	-	-	-	-	-
Stem Hub Backbone Funding	132,112	17,573	-	-	-	-
Stem Hub Communications Advance	-	-	-	-	-	-
Stem Hub Summer Advance	-	47,784	-	-	-	-
Stem Innovations	47,309	-	-	-	-	-
Stem Innovation Summer Advance	-	78,487	-	-	-	-
Step 2021	-	-	18,673	-	-	-
Supplemental CARES Act	-	-	160,726	-	-	-
Teaching Skills that Matter	-	-	2,000	-	-	-
Title III	272,021	-	-	-	-	-
Torque Certification	60,480	2,082	86	-	-	-
Transfer Opportunity Program	282,447	316,077	383,678	321,016	321,016	321,016
Travel Scholarships Childcare Conf	25,502	-	-	-	-	-
Umpqua Cares 2020	-	98,107	462,819	-	-	-
Upward Bound Program	274,033	271,664	343,591	338,946	338,946	338,946

Grants and Contracts: Resources

RESOURCES	Fiscal Year	Fiscal Year	Fiscal Year	Fiscal Year	Fiscal Year	Fiscal Year
	2018 - 2019	2019 - 2020	2020 - 2021	2021 - 2022	2021 - 2022	2021 - 2022
	ACTUAL	ACTUAL	ADJUSTED	PROPOSED	APPROVED	ADOPTED
	Amounts	Amounts	Budget	Budget	Budget	Budget
US Engineering	9,739	-	10,865	12,905	12,905	12,905
US Forest Service	24,422	3,209	21,730	51,580	51,580	51,580
USDA Food Program	13,030	-	-	-	-	-
VOCA	29,910	39,389	54,086	96,504	96,504	96,504
Walmart JRWA SNAP	5,132	16,183	-	7,931	7,931	7,931
Walmart JRWA SNAP Extension	5,414	5,697	5,000	-	-	-
TOTAL RESOURCES	3,954,942	3,735,683	10,707,972	10,562,990	10,562,990	8,146,067

Grants and Contracts: Requirements

	Fiscal Year 2018 - 2019 ACTUAL Amounts	Fiscal Year 2019 - 2020 ACTUAL Amounts	Fiscal Year 2020 - 2021 ADJUSTED Budget	Fiscal Year 2021 - 2022 PROPOSED Budget	Fiscal Year 2021 - 2022 APPROVED Budget	Fiscal Year 2021 - 2022 ADOPTED Budget
ABS PROFESSIONAL DEVELOPMENT						
Personnel Services	-	5,796	5,461	-	-	-
Materials and Services	-	7,455	11,287	-	-	-
Total Fund Requirements	-	13,251	16,748	-	-	-
ACCESS						
Materials and Services	14,522	-	-	-	-	-
Total Fund Requirements	14,522	-	-	-	-	-
ACCOUNTABILITY						
Personnel Services	10,779	11,666	13,011	13,352	13,352	13,352
Materials and Services	1,901	2,334	2,500	2,500	2,500	2,500
Total Fund Requirements	12,681	14,000	15,511	15,852	15,852	15,852
AEAP (Anti-terrorism Emergency Asst. Prgm)						
Personnel Services	64,005	-	-	-	-	-
Materials and Services	29,833	-	-	-	-	-
Total Fund Requirements	93,838	-	-	-	-	-
AMERICAN RESCUE PLAN ACT						
Materials and Services	-	-	-	4,500,000	4,500,000	2,083,077
Total Fund Requirements	-	-	-	4,500,000	4,500,000	2,083,077
ATHLETIC BRIDGE FUNDING						
Personnel Services	4,250	-	-	-	-	-
Materials and Services	3,727	3,728	-	-	-	-
Total Fund Requirements	7,977	3,728	-	-	-	-

Grants and Contracts: Requirements

	Fiscal Year 2018 - 2019 ACTUAL Amounts	Fiscal Year 2019 - 2020 ACTUAL Amounts	Fiscal Year 2020 - 2021 ADJUSTED Budget	Fiscal Year 2021 - 2022 PROPOSED Budget	Fiscal Year 2021 - 2022 APPROVED Budget	Fiscal Year 2021 - 2022 ADOPTED Budget
CARE CONN EMERG COVID19						
Materials and Services	-	6,726	3,274	-	-	-
Total Fund Requirements	-	6,726	3,274	-	-	-
CAREER CONNECTED LEARNING						
Materials and Services	92,550	103,757	52,500	-	-	-
Total Fund Requirements	92,550	103,757	52,500	-	-	-
CAREER PATHWAY GRANT						
Personnel Services	43,047	12,794	31,844	31,243	31,243	31,243
Materials and Services	7,221	24,773	14,948	6,757	6,757	6,757
Total Fund Requirements	50,268	37,566	46,792	38,000	38,000	38,000
CARL PERKINS						
Materials and Services	53,444	50,001	94,857	70,000	70,000	70,000
Capital Expenses	65,434	138,174	155,766	193,154	193,154	193,154
Total Fund Requirements	118,879	188,175	250,623	263,154	263,154	263,154
CHILDCARE & DEVELOPMENT FUND						
Personnel Services	-	203,951	18,451	-	-	-
Materials and Services	10,310	74,740	20,936	-	-	-
Total Fund Requirements	10,310	278,691	39,387	-	-	-
CHILDCARE RESOURCE & REFERRAL						
Personnel Services	147,458	41,445	397,863	-	-	-
Materials and Services	91,331	9,085	169,441	-	-	-
Total Fund Requirements	238,788	50,530	567,303	-	-	-

Grants and Contracts: Requirements

	Fiscal Year 2018 - 2019 ACTUAL Amounts	Fiscal Year 2019 - 2020 ACTUAL Amounts	Fiscal Year 2020 - 2021 ADJUSTED Budget	Fiscal Year 2021 - 2022 PROPOSED Budget	Fiscal Year 2021 - 2022 APPROVED Budget	Fiscal Year 2021 - 2022 ADOPTED Budget
COMPREHENSIVE						
Personnel Services	133,043	136,107	190,713	214,748	214,748	214,748
Materials and Services	15,361	18,304	43,306	38,640	38,640	38,640
Total Fund Requirements	148,404	154,412	234,019	253,388	253,388	253,388
CORONAVIRUS RRSAA						
Materials and Services	-	-	2,032,469	1,600,000	1,600,000	1,600,000
Total Fund Requirements	-	-	2,032,469	1,600,000	1,600,000	1,600,000
COVID STUDENT AID						
Materials and Services	-	-	560,927	-	-	-
Total Fund Requirements	-	-	560,927	-	-	-
COW CREEK FORESTRY						
Materials and Services	261	12,418	2,016	-	-	-
Capital Expenses	355	-	-	-	-	-
Total Fund Requirements	616	12,418	2,016	-	-	-
COW CREEK GED						
Materials and Services	-	7,400	-	-	-	-
Total Fund Requirements	-	7,400	-	-	-	-
CPI TRAINING FF GRANT						
Materials and Services	-	-	3,750	-	-	-
Total Fund Requirements	-	-	3,750	-	-	-

Grants and Contracts: Requirements

	Fiscal Year 2018 - 2019 ACTUAL Amounts	Fiscal Year 2019 - 2020 ACTUAL Amounts	Fiscal Year 2020 - 2021 ADJUSTED Budget	Fiscal Year 2021 - 2022 PROPOSED Budget	Fiscal Year 2021 - 2022 APPROVED Budget	Fiscal Year 2021 - 2022 ADOPTED Budget
DCIDB ALUMINUM WELDING						
Materials and Services	14,908	92	-	-	-	-
Total Fund Requirements	14,908	92	-	-	-	-
DECLARATION OF COOPERATION						
Materials and Services	14,120	1,986	23,625	-	-	-
Total Fund Requirements	14,120	1,986	23,625	-	-	-
DENTAL CLINIC						
Materials and Services	-	-	-	5,000	5,000	5,000
Total Fund Requirements	-	-	-	5,000	5,000	5,000
DEVELOPMENTAL EDUCATION WORKGROUP						
Personnel Services	6,370	6,207	-	-	-	-
Total Fund Requirements	6,370	6,207	-	-	-	-
EARLY LEARNING PROFESSIONAL DEVELOPMENT						
Personnel Services	9,912	31,337	4,050	-	-	-
Materials and Services	7,487	22,389	17,180	-	-	-
Total Fund Requirements	17,399	53,726	21,230	-	-	-
EDUCATIONAL TALENT SEARCH						
Personnel Services	226,597	240,224	251,309	250,935	250,935	250,935
Materials and Services	102,555	59,197	112,938	79,858	79,858	79,858
Total Fund Requirements	329,152	299,421	364,247	330,793	330,793	330,793

Grants and Contracts: Requirements

	Fiscal Year 2018 - 2019 ACTUAL Amounts	Fiscal Year 2019 - 2020 ACTUAL Amounts	Fiscal Year 2020 - 2021 ADJUSTED Budget	Fiscal Year 2021 - 2022 PROPOSED Budget	Fiscal Year 2021 - 2022 APPROVED Budget	Fiscal Year 2021 - 2022 ADOPTED Budget
EVERGREEN BUSINESS CAPITAL						
Personnel Services	2,440	-	-	-	-	-
Materials and Services	6,560	-	-	-	-	-
Total Fund Requirements	9,000	-	-	-	-	-
FILMS ON DEMAND						
Materials and Services	-	114,400	116,537	116,537	116,537	116,537
Total Fund Requirements	-	114,400	116,537	116,537	116,537	116,537
FOCUSED CHILDCARE NETWORK						
Personnel Services	44,166	12,593	30,653	-	-	-
Materials and Services	52,981	21,873	30,763	-	-	-
Total Fund Requirements	97,147	34,466	61,416	-	-	-
FORD FAMILY SBDC CHILDCARE						
Personnel Services	-	-	21,680	21,361	21,361	21,361
Materials and Services	-	-	11,356	11,724	11,724	11,724
Total Fund Requirements	-	-	33,036	33,085	33,085	33,085
FORESTRY						
Personnel Services	19,026	40,849	1,827	-	-	-
Materials and Services	-	-	18,298	-	-	-
Total Fund Requirements	19,026	40,849	20,125	-	-	-

Grants and Contracts: Requirements

	Fiscal Year 2018 - 2019 ACTUAL Amounts	Fiscal Year 2019 - 2020 ACTUAL Amounts	Fiscal Year 2020 - 2021 ADJUSTED Budget	Fiscal Year 2021 - 2022 PROPOSED Budget	Fiscal Year 2021 - 2022 APPROVED Budget	Fiscal Year 2021 - 2022 ADOPTED Budget
GEAR UP						
Personnel Services	-	-	28,123	5,410	5,410	5,410
Materials and Services	-	-	43,830	2,410	2,410	2,410
Total Fund Requirements	-	-	71,953	7,820	7,820	7,820
GED WRAPAROUND						
Personnel Services	-	-	9,525	-	-	-
Materials and Services	-	-	73,419	-	-	-
Total Fund Requirements	-	-	82,944	-	-	-
GEER DISTANCE LEARNING						
Materials and Services	-	-	108,647	-	-	-
Total Fund Requirements	-	-	108,647	-	-	-
GEER STUDENT SUPPORT						
Materials and Services	-	-	188,070	-	-	-
Total Fund Requirements	-	-	188,070	-	-	-
GUIDED PATHWAYS 2						
Materials and Services	1,691	621	7,000	-	-	-
Total Fund Requirements	1,691	621	7,000	-	-	-
JOB CORPS						
Personnel Services	203,369	196,570	269,019	270,473	270,473	270,473
Materials and Services	112,119	101,668	53,415	93,483	93,483	93,483
Total Fund Requirements	315,488	298,239	322,434	363,956	363,956	363,956

Grants and Contracts: Requirements

	Fiscal Year 2018 - 2019 ACTUAL Amounts	Fiscal Year 2019 - 2020 ACTUAL Amounts	Fiscal Year 2020 - 2021 ADJUSTED Budget	Fiscal Year 2021 - 2022 PROPOSED Budget	Fiscal Year 2021 - 2022 APPROVED Budget	Fiscal Year 2021 - 2022 ADOPTED Budget
JOBS						
Personnel Services	381,905	504,253	586,903	543,248	543,248	543,248
Materials and Services	82,218	71,577	127,041	171,139	171,139	171,139
Ending Fund Balance	26,769	26,759	-	-	-	-
Total Fund Requirements	490,891	602,588	713,944	714,387	714,387	714,387
JOBS OFFSET						
Personnel Services	57,781	-	-	-	-	-
Materials and Services	21,313	-	-	-	-	-
Total Fund Requirements	79,094	-	-	-	-	-
JORDAN COVE PROJECT						
Materials and Services	-	2,129	371	-	-	-
Total Fund Requirements	-	2,129	371	-	-	-
KINDERGARTEN PARTNERSHIP INNOVATION						
Materials and Services	1,712	-	-	-	-	-
Total Fund Requirements	1,712	-	-	-	-	-
LEAD LEARN TRAINING						
Materials and Services	2,784	2,456	-	-	-	-
Total Fund Requirements	2,784	2,456	-	-	-	-
LEAN MANUFACTURING						
Personnel Services	6,722	-	-	-	-	-
Materials and Services	278	-	-	-	-	-
Total Fund Requirements	7,000	-	-	-	-	-

Grants and Contracts: Requirements

	Fiscal Year 2018 - 2019 ACTUAL Amounts	Fiscal Year 2019 - 2020 ACTUAL Amounts	Fiscal Year 2020 - 2021 ADJUSTED Budget	Fiscal Year 2021 - 2022 PROPOSED Budget	Fiscal Year 2021 - 2022 APPROVED Budget	Fiscal Year 2021 - 2022 ADOPTED Budget
LENDING LIBRARY						
Materials and Services	-	3,352	1,050	-	-	-
Total Fund Requirements	-	3,352	1,050	-	-	-
LIBERAL ARTS TRANSFER FUND						
Materials and Services	-	-	1,000	-	-	-
Total Fund Requirements	-	-	1,000	-	-	-
LIBRARY CARES ACT						
Materials and Services	-	-	3,064	-	-	-
Total Fund Requirements	-	-	3,064	-	-	-
LOTTERY GRANT						
Personnel Services	70,846	66,416	50,736	64,789	64,789	64,789
Materials and Services	22,858	16,232	10,616	7,211	7,211	7,211
Total Fund Requirements	93,704	82,648	61,352	72,000	72,000	72,000
MATHEMATICS & YOUNG CHILD PROJECT						
Materials and Services	-	-	1,961	-	-	-
Total Fund Requirements	-	-	1,961	-	-	-
NURSING ACCREDITATION						
Personnel Services	-	-	81,686	89,636	89,636	89,636
Materials and Services	-	-	18,314	10,364	10,364	10,364
Total Fund Requirements	-	-	100,000	100,000	100,000	100,000
OCF EMS MANNEQUIN						
Materials and Services	7,647	-	353	-	-	-
Ending Fund Balance	-	353	-	-	-	-
Total Fund Requirements	7,647	353	353	-	-	-

Grants and Contracts: Requirements

	Fiscal Year 2018 - 2019 ACTUAL Amounts	Fiscal Year 2019 - 2020 ACTUAL Amounts	Fiscal Year 2020 - 2021 ADJUSTED Budget	Fiscal Year 2021 - 2022 PROPOSED Budget	Fiscal Year 2021 - 2022 APPROVED Budget	Fiscal Year 2021 - 2022 ADOPTED Budget
OCCDLA SUPPORT STAFF FUNDING						
Personnel Services	59,575	-	-	-	-	-
Materials and Services	9,656	-	-	-	-	-
Total Fund Requirements	69,231	-	-	-	-	-
OPEN TEXTBOOK WORKSHOP						
Personnel Services	3,509	5,861	2,394	6,066	6,066	6,066
Materials and Services	-	-	1,000	-	-	-
Total Fund Requirements	3,509	5,861	3,394	6,066	6,066	6,066
OPEN WORLD PROGRAM						
Materials and Services	7,106	6,422	-	-	-	-
Total Fund Requirements	7,106	6,422	-	-	-	-
PATHWAYS TO OPPORTUNITY						
Personnel Services	-	13,734	24,500	9,705	9,705	9,705
Materials and Services	1,481	7,567	13,000	10,295	10,295	10,295
Total Fund Requirements	1,481	21,301	37,500	20,000	20,000	20,000
PREK NETWORK						
Personnel Services	13,145	34,197	62,046	-	-	-
Materials and Services	9,398	11,910	20,557	-	-	-
Total Fund Requirements	22,543	46,107	82,602	-	-	-
PRESCHOOL PROMISE						
Personnel Services	10,175	-	-	-	-	-
Materials and Services	33,792	24,970	-	-	-	-
Total Fund Requirements	43,967	24,970	-	-	-	-

Grants and Contracts: Requirements

	Fiscal Year 2018 - 2019 ACTUAL Amounts	Fiscal Year 2019 - 2020 ACTUAL Amounts	Fiscal Year 2020 - 2021 ADJUSTED Budget	Fiscal Year 2021 - 2022 PROPOSED Budget	Fiscal Year 2021 - 2022 APPROVED Budget	Fiscal Year 2021 - 2022 ADOPTED Budget
PROGRAM IMPROVEMENT						
Personnel Services	7,528	5,969	12,727	10,797	10,797	10,797
Materials and Services	3,189	3,725	4,273	4,273	4,273	4,273
Total Fund Requirements	10,717	9,695	17,000	15,070	15,070	15,070
PROTO						
Personnel Services	1,255	-	-	-	-	-
Materials and Services	572	-	-	-	-	-
Total Fund Requirements	1,827	-	-	-	-	-
REACH FOR THE STARS						
Materials and Services	2,500	-	-	-	-	-
Total Fund Requirements	2,500	-	-	-	-	-
REGIONAL ACTION PLAN						
Materials and Services	7,500	-	-	-	-	-
Total Fund Requirements	7,500	-	-	-	-	-
RETAIL MANAGEMENT GRANT						
Materials and Services	451	605	2,795	-	-	-
Total Fund Requirements	451	605	2,795	-	-	-
RMC WALMART BRIGHTER FUTURES						
Personnel Services	18,403	-	-	-	-	-
Materials and Services	95,872	48,535	33,000	-	-	-
Total Fund Requirements	114,276	48,535	33,000	-	-	-

Grants and Contracts: Requirements

	Fiscal Year 2018 - 2019 ACTUAL Amounts	Fiscal Year 2019 - 2020 ACTUAL Amounts	Fiscal Year 2020 - 2021 ADJUSTED Budget	Fiscal Year 2021 - 2022 PROPOSED Budget	Fiscal Year 2021 - 2022 APPROVED Budget	Fiscal Year 2021 - 2022 ADOPTED Budget
RURAL CC COVID19 ST SUPPORT						
Materials and Services	-	1,100	8,900	-	-	-
Total Fund Requirements	-	1,100	8,900	-	-	-
SAIF COVID WORKERS SAFETY						
Materials and Services	-	3,682	-	-	-	-
Total Fund Requirements	-	3,682	-	-	-	-
SBDC FORD FAMILY COVID19						
Personnel Services	-	-	3,000	-	-	-
Materials and Services	-	-	7,000	-	-	-
Total Fund Requirements	-	-	10,000	-	-	-
SBDC CARES						
Personnel Services	-	-	30,000	-	-	-
Total Fund Requirements	-	-	30,000	-	-	-
SBDC FEDERAL						
Personnel Services	18,655	42,631	37,719	35,000	35,000	35,000
Total Fund Requirements	18,655	42,631	37,719	35,000	35,000	35,000
SEISMIC REHABILITATION WFA						
Materials and Services	-	69,798	1,867,730	-	-	-
Total Fund Requirements	-	69,798	1,867,730	-	-	-
SNAP 50/50						
Personnel Services	-	1,131	15,530	17,212	17,212	17,212
Materials and Services	-	-	7,167	26,788	26,788	26,788
Total Fund Requirements	-	1,131	22,697	44,000	44,000	44,000

Grants and Contracts: Requirements

	Fiscal Year 2018 - 2019 ACTUAL Amounts	Fiscal Year 2019 - 2020 ACTUAL Amounts	Fiscal Year 2020 - 2021 ADJUSTED Budget	Fiscal Year 2021 - 2022 PROPOSED Budget	Fiscal Year 2021 - 2022 APPROVED Budget	Fiscal Year 2021 - 2022 ADOPTED Budget
SOAR TO SUCCESS						
Personnel Services	22,299	22,700	11,885	-	-	-
Materials and Services	125,108	120,707	85,062	-	-	-
Total Fund Requirements	147,407	143,407	96,947	-	-	-
SPECIAL REVENUE (Community Services)						
Materials and Services	-	-	100,081	100,000	100,000	100,000
Total Fund Requirements	-	-	100,081	100,000	100,000	100,000
SPECIAL REVENUE (Instruction)						
Materials and Services	-	-	321,744	300,000	300,000	300,000
Total Fund Requirements	-	-	321,744	300,000	300,000	300,000
SPECIAL REVENUE (Instruction Support)						
Materials and Services	-	-	261,818	300,000	300,000	300,000
Total Fund Requirements	-	-	261,818	300,000	300,000	300,000
SPECIAL REVENUE (Support Serv)						
Materials and Services	-	-	99,332	200,000	200,000	200,000
Total Fund Requirements	-	-	99,332	200,000	200,000	200,000
SPECIAL REVENUE (Student Serv)						
Materials and Services	-	-	81,781	300,000	300,000	300,000
Total Fund Requirements	-	-	81,781	300,000	300,000	300,000
STEM BEYOND SCHOOL						
Personnel Services	24,689	-	-	-	-	-
Materials and Services	1,567	-	-	-	-	-
Total Fund Requirements	26,256	-	-	-	-	-

Grants and Contracts: Requirements

	Fiscal Year 2018 - 2019 ACTUAL Amounts	Fiscal Year 2019 - 2020 ACTUAL Amounts	Fiscal Year 2020 - 2021 ADJUSTED Budget	Fiscal Year 2021 - 2022 PROPOSED Budget	Fiscal Year 2021 - 2022 APPROVED Budget	Fiscal Year 2021 - 2022 ADOPTED Budget
STEM HUB BACKBONE FUNDING						
Personnel Services	936	-	-	-	-	-
Materials and Services	131,176	17,573	-	-	-	-
Total Fund Requirements	132,112	17,573	-	-	-	-
STEM HUB SUMMER ADVANCE						
Materials and Services	-	47,784	-	-	-	-
Total Fund Requirements	-	47,784	-	-	-	-
STEM INNOVATIONS						
Materials and Services	47,309	-	-	-	-	-
Total Fund Requirements	47,309	-	-	-	-	-
STEM INNOVATION SUMMER ADVANCE						
Materials and Services	-	78,487	-	-	-	-
Total Fund Requirements	-	78,487	-	-	-	-
STEP 2021						
Materials and Services	-	-	18,673	-	-	-
Total Fund Requirements	-	-	18,673	-	-	-
SUPPLEMENTAL CARES ACT						
Materials and Services	-	-	160,726	-	-	-
Total Fund Requirements	-	-	160,726	-	-	-
TEACHING SKILLS THAT MATTER						
Personnel Services	-	-	2,000	-	-	-
Total Fund Requirements	-	-	2,000	-	-	-

Grants and Contracts: Requirements

	Fiscal Year 2018 - 2019 ACTUAL Amounts	Fiscal Year 2019 - 2020 ACTUAL Amounts	Fiscal Year 2020 - 2021 ADJUSTED Budget	Fiscal Year 2021 - 2022 PROPOSED Budget	Fiscal Year 2021 - 2022 APPROVED Budget	Fiscal Year 2021 - 2022 ADOPTED Budget
TITLE III GRANT						
Personnel Services	152,127	-	-	-	-	-
Materials and Services	119,545	-	-	-	-	-
Capital Expenses	349	-	-	-	-	-
Total Fund Requirements	272,021	-	-	-	-	-
TORQUE CERTIFICATION						
Materials and Services	3,452	2,082	86	-	-	-
Capital Expenses	57,028	-	-	-	-	-
Total Fund Requirements	60,480	2,082	86	-	-	-
TRANSFER OPPORT PROGRAM						
Personnel Services	202,633	235,841	249,488	257,424	257,424	257,424
Materials and Services	79,815	80,236	134,189	63,592	63,592	63,592
Total Fund Requirements	282,447	316,077	383,678	321,016	321,016	321,016
TRAVEL SCHOLARSHIPS CHILDCARE CONF						
Materials and Services	25,502	-	-	-	-	-
Total Fund Requirements	25,502	-	-	-	-	-
UMPQUA CARES 2020						
Personnel Services	-	-	58,102	-	-	-
Materials and Services	-	98,107	319,658	-	-	-
Capital Expenses	-	-	85,059	-	-	-
Total Fund Requirements	-	98,107	462,819	-	-	-
UPWARD BOUND PROGRAM						
Personnel Services	152,011	170,129	216,138	212,020	212,020	212,020
Materials and Services	122,022	101,535	127,453	126,926	126,926	126,926
Total Fund Requirements	274,033	271,664	343,591	338,946	338,946	338,946

Grants and Contracts: Requirements

	Fiscal Year 2018 - 2019 ACTUAL Amounts	Fiscal Year 2019 - 2020 ACTUAL Amounts	Fiscal Year 2020 - 2021 ADJUSTED Budget	Fiscal Year 2021 - 2022 PROPOSED Budget	Fiscal Year 2021 - 2022 APPROVED Budget	Fiscal Year 2021 - 2022 ADOPTED Budget
US ENGINEERING						
Personnel Services	8,184	-	10,865	10,845	10,845	10,845
Materials and Services	1,555	-	-	2,060	2,060	2,060
Total Fund Requirements	9,739	-	10,865	12,905	12,905	12,905
US FOREST SERVICE						
Personnel Services	20,523	2,696	21,730	43,380	43,380	43,380
Materials and Services	3,899	512	-	8,200	8,200	8,200
Total Fund Requirements	24,422	3,209	21,730	51,580	51,580	51,580
USDA FOOD PROGRAM						
Personnel Services	7,676	-	-	-	-	-
Materials and Services	5,354	-	-	-	-	-
Total Fund Requirements	13,030	-	-	-	-	-
VOCA						
Materials and Services	29,910	39,389	54,086	96,504	96,504	96,504
Total Fund Requirements	29,910	39,389	54,086	96,504	96,504	96,504
WALMART JRWA SNAP						
Materials and Services	5,132	16,183	-	7,931	7,931	7,931
Total Fund Requirements	5,132	16,183	-	7,931	7,931	7,931
WALMART JRWA SNAP Extension						
Materials and Services	5,414	5,697	5,000	-	-	-
Total Fund Requirements	5,414	5,697	5,000	-	-	-
TOTAL REQUIREMENTS	3,954,942	3,735,683	10,707,972	10,562,990	10,562,990	8,146,067

Special Revenue Fund: Administratively Restricted
 Summary of Resources and Requirements

RESOURCES	Fiscal Year	Fiscal Year	Fiscal Year	Fiscal Year	Fiscal Year	Fiscal Year
	2018 - 2019	2019 - 2020	2020 - 2021	2021 - 2022	2021 - 2022	2021 - 2022
	ACTUAL	ACTUAL	ADJUSTED	PROPOSED	APPROVED	ADOPTED
	Amounts	Amounts	Budget	Budget	Budget	Budget
Beginning Fund Balance	1,347,545	1,459,736	1,593,976	1,935,602	1,935,602	1,952,329
Local Revenue	3,245,326	2,897,961	4,714,983	3,689,732	3,689,732	3,846,932
Transfers In	269,648	531,584	168,574	815,646	815,646	815,646
TOTAL RESOURCES	4,862,519	4,889,281	6,477,533	6,440,980	6,440,980	6,614,907
REQUIREMENTS						
Personnel Services	1,532,257	1,293,334	1,795,208	1,721,171	1,721,171	1,738,112
Materials and Services	1,740,121	1,717,132	3,878,616	3,812,827	3,812,827	3,969,813
Capital Outlay	79,457	33,745	580,000	157,000	157,000	157,000
Transfers Out	50,949	5,895	91,000	89,000	89,000	89,000
Contingency	-	-	132,709	108,982	108,982	108,982
Sub-Total	3,402,783	3,050,106	6,477,533	5,888,980	5,888,980	6,062,907
Reserves	-	-	-	552,000	552,000	552,000
Ending Fund Balance	1,459,736	1,839,175	-	-	-	-
TOTAL REQUIREMENTS	4,862,519	4,889,281	6,477,533	6,440,980	6,440,980	6,614,907

Special Revenue Fund: Administratively Restricted
Summary by Use

Account	Instruction	Instructional Support	Community Services	Student Services	College Support Services	Transfers	Contingency	Reserves	TOTAL
PERSONNEL SERVICES	1,058,295	331,021	33,520	143,251	172,025	-	-	-	1,738,112
MATERIALS & SERVICES	1,427,980	557,639	50,480	1,276,313	657,401	-	-	-	3,969,813
CAPITAL EXPENDITURES	157,000	-	-	-	-	-	-	-	157,000
TRANSFERS OUT	-	-	-	-	-	89,000	-	-	89,000
CONTINGENCY	-	-	-	-	-	-	108,982	-	108,982
RESERVES	-	-	-	-	-	-	-	552,000	552,000
TOTAL	2,643,275	888,660	84,000	1,419,564	829,426	89,000	108,982	552,000	6,614,907
FTE	16.0	6.4	0.9	3.4	2.2	-	-	-	28.9

Administratively Restricted: Resources

RESOURCES	Fiscal Year	Fiscal Year	Fiscal Year	Fiscal Year	Fiscal Year	Fiscal Year
	2018 - 2019	2019 - 2020	2020 - 2021	2021 - 2022	2021 - 2022	2021 - 2022
	ACTUAL	ACTUAL	ADJUSTED	PROPOSED	APPROVED	ADOPTED
	Amounts	Amounts	Budget	Budget	Budget	Budget
Adult Basic Skills	35,038	21,795	12,000	22,000	22,000	22,000
Apprenticeship Fees	37,290	41,692	33,000	60,000	60,000	60,000
Apprenticeship Coordinator	183,064	182,188	202,122	222,500	222,500	222,500
Art Fees	13,118	8,412	15,000	8,000	8,000	8,000
Athletic Concessions	53,156	54,415	89,500	110,000	110,000	110,000
Athletic Housing	121,640	124,211	520,000	152,500	152,500	309,700
Athletic Vending Machines	4,001	2,051	2,500	2,500	2,500	2,500
Automotive	(14,244)	(10,656)	11,510	13,000	13,000	13,000
Baseball Fees	7,130	34,523	29,800	14,000	14,000	14,000
Business Education	7,477	7,433	7,700	7,433	7,433	7,433
Business and Workforce Dev	65,606	81,706	90,000	45,000	45,000	45,000
Childcare Resource & Referral	20,643	38,302	29,338	-	-	-
Civil Engineering	15,542	11,892	16,892	11,689	11,689	11,689
Community Ed	283,481	204,288	297,185	230,000	230,000	230,000
Community Ed Conferences	71,581	12,344	85,500	87,500	87,500	87,500
Computer Information Systems	10,206	18,540	15,000	20,000	20,000	20,000
Conference on Aging	14,584	10,139	13,000	3,000	3,000	3,000
Construction 09	(98,756)	(87,416)	-	-	-	-
CPR Program	145,671	107,034	130,000	70,000	70,000	70,000
Criminal Justice	35,651	27,289	31,400	5,742	5,742	5,742
Cross Country	1,010	1,684	2,000	2,000	2,000	2,000
Culinary Arts	6,245	5,817	-	-	-	-
Curriculum Dev Dist Ed	170,332	65,000	3,096	-	-	-
DC Healthcare Career Pathways	794	419	-	-	-	-
Dental Assistant	66,947	55,016	79,179	74,373	74,373	74,373
Distance Ed	91,619	271,179	285,036	355,000	355,000	355,000
Driver's Ed	132,586	105,986	140,000	120,000	120,000	120,000

Administratively Restricted: Resources

RESOURCES	Fiscal Year	Fiscal Year	Fiscal Year	Fiscal Year	Fiscal Year	Fiscal Year
	2018 - 2019	2019 - 2020	2020 - 2021	2021 - 2022	2021 - 2022	2021 - 2022
	ACTUAL	ACTUAL	ADJUSTED	PROPOSED	APPROVED	ADOPTED
	Amounts	Amounts	Budget	Budget	Budget	Budget
E-Sports	-	-	3,500	4,000	4,000	4,000
EMT	121,602	95,383	104,000	112,000	112,000	112,000
Engineering	9,438	3,917	7,000	6,900	6,900	6,900
English Theater	3,474	3,951	9,250	9,250	9,250	9,250
Faculty Staff Development	73,186	86,802	86,960	112,656	112,656	112,656
Fire Science Fees	15,735	22,564	26,000	42,500	42,500	42,500
Fitness Center	15,078	5,889	15,722	14,000	14,000	14,000
Flegel Center	-	390,050	410,400	415,000	415,000	415,000
Ford Family Center	222,038	35	-	-	-	-
Forestry	-	1,256	5,000	5,000	5,000	5,000
Foundation Funded Emp	48,004	59,838	97,140	172,025	172,025	172,025
Health & Human Performance	21,341	7,744	14,500	12,500	12,500	12,500
Instructional Support	-	-	767	-	-	-
International	40,727	-	-	-	-	-
Library Book Sales	10,911	11,237	9,100	4,500	4,500	4,500
Life Science Fees	82	34,705	35,000	42,700	42,700	42,700
Management Information System	346,773	353,682	395,000	579,500	579,500	579,500
Men's Basketball Camp	24,738	13,771	16,500	15,500	15,500	15,500
Men's Wrestling	11,601	12,318	5,000	8,000	8,000	8,000
Music Lessons	18,526	12,289	12,600	20,897	20,897	20,897
Music - Vocal & Instrumental	18,140	21,423	18,900	29,200	29,200	29,200
Non Credit Online Registration	22,841	20,914	19,000	13,000	13,000	13,000
Nursing Fees	150,199	190,450	207,675	268,500	268,500	268,500
Nursing Instructional Fee	-	139,813	249,600	297,600	297,600	297,600
Obstacle Course Racing	2,603	1,312	1,500	2,500	2,500	2,500
Oregon Musical Theatre Festival	(34,209)	-	-	-	-	-

Administratively Restricted: Resources

RESOURCES	Fiscal Year 2018 - 2019 ACTUAL Amounts	Fiscal Year 2019 - 2020 ACTUAL Amounts	Fiscal Year 2020 - 2021 ADJUSTED Budget	Fiscal Year 2021 - 2022 PROPOSED Budget	Fiscal Year 2021 - 2022 APPROVED Budget	Fiscal Year 2021 - 2022 ADOPTED Budget
OR Student Leadership Act & PD	-	-	16,541	38,541	38,541	38,541
Outdoor Recreation	(23,603)	-	-	-	-	-
Paralegal Online Fees	12,775	13,610	12,500	12,500	12,500	12,500
Parking Fees	14,646	14,731	15,000	14,831	14,831	14,831
Physical Science Fees	64,346	28,066	32,500	38,000	38,000	38,000
Pool Operations	109,774	69,871	60,000	34,000	34,000	34,000
Practical Nursing	26,334	26,213	-	-	-	-
Recruitment & Retention	20,000	9,286	8,928	8,928	8,928	8,928
Retail Management	99,048	127,433	162,052	120,000	120,000	120,000
SAIF	29,501	52,947	26,384	38,108	38,108	38,108
SBDC Program	84,187	108,025	80,000	80,000	80,000	80,000
SBDC - UBC	71,864	50,039	-	-	-	-
Staff Development	75,133	94,102	81,784	106,962	106,962	106,962
Strategic Fund	29,563	42,534	45,000	410,000	410,000	410,000
Student Activity Fee	174,937	163,806	135,000	145,000	145,000	145,000
Student Activity Fee Mainstream	7,364	9,203	11,000	14,360	14,360	14,360
Student Life	116,181	108,001	118,000	90,537	90,537	90,537
Student Newspaper	10,611	9,755	6,800	6,800	6,800	6,800
Student Success Initiatives	141,892	110,162	80,000	27,540	27,540	27,540
Student Success Fee (SD)	101,511	86,679	96,000	62,358	62,358	62,358
Student Success Fee	95,078	136,024	97,400	99,727	99,727	116,454
Student Technology Fees	399,480	367,004	330,000	236,900	236,900	236,900
T-TEN Fees	924	(14,213)	20,710	-	-	-
T-TEN Housing	1,321	(11,619)	68,500	-	-	-
Tech Fee TITLE II	3,869	4,003	5,200	5,300	5,300	5,300
Theater Arts	10,177	9,318	9,000	2,500	2,500	2,500

Administratively Restricted: Resources

RESOURCES	Fiscal Year	Fiscal Year	Fiscal Year	Fiscal Year	Fiscal Year	Fiscal Year
	2018 - 2019	2019 - 2020	2020 - 2021	2021 - 2022	2021 - 2022	2021 - 2022
	ACTUAL	ACTUAL	ADJUSTED	PROPOSED	APPROVED	ADOPTED
	Amounts	Amounts	Budget	Budget	Budget	Budget
Track & Field Fees	1,325	5,787	3,000	6,500	6,500	6,500
Truck Driving	366,747	329,637	360,774	195,000	195,000	195,000
Umpqua Transit Bus Passes	11,200	5,900	25,000	25,000	25,000	25,000
Veteran's Program	4,702	5,365	1,800	1,800	1,800	1,800
Viticulture and Enology	8,693	8,124	11,500	7,000	7,000	7,000
Volleyball Camp	16,578	13,606	14,000	8,000	8,000	8,000
Volleyball Fees	14,877	16,996	17,000	17,000	17,000	17,000
Welding	49,694	34,602	56,000	70,523	70,523	70,523
Wildland Firefighting	31,558	24,018	27,000	85,000	85,000	85,000
Wine Revenue	20,307	-	-	-	-	-
Wine Seminars	16	-	-	-	-	-
Winter Intercession	-	-	-	15,000	15,000	15,000
Women's Basketball Camp	31,953	34,141	24,000	30,000	30,000	30,000
Women's Soccer	-	-	3,000	3,800	3,800	3,800
Women's Wrestling	3,721	8,530	2,000	9,500	9,500	9,500
Auxilliary Revenue Program	-	-	526,384	550,000	550,000	550,000
TOTAL RESOURCES	4,862,519	4,986,311	6,480,629	6,440,980	6,440,980	6,614,907

Administratively Restricted: Requirements

	Fiscal Year 2018 - 2019 ACTUAL Amounts	Fiscal Year 2019 - 2020 ACTUAL Amounts	Fiscal Year 2020 - 2021 ADJUSTED Budget	Fiscal Year 2021 - 2022 PROPOSED Budget	Fiscal Year 2021 - 2022 APPROVED Budget	Fiscal Year 2021 - 2022 ADOPTED Budget
ADULT BASIC SKILLS						
Personnel Services	-	(4,627)	-	-	-	-
Materials and Services	13,244	8,926	12,000	22,000	22,000	22,000
Ending Fund Balance	21,795	17,495	-	-	-	-
Total Fund Requirements	35,038	21,795	12,000	22,000	22,000	22,000
APPRENTICESHIP FEES						
Materials and Services	3,473	5,483	33,000	60,000	60,000	60,000
Ending Fund Balance	33,817	36,209	-	-	-	-
Total Fund Requirements	37,290	41,692	33,000	60,000	60,000	60,000
APPRENTICESHIP COORDINATOR						
Personnel Services	47,252	51,792	50,949	51,711	51,711	51,711
Materials and Services	57,275	43,934	76,173	60,789	60,789	60,789
Capital Outlay	529	2,865	75,000	75,000	75,000	75,000
Contingency	-	-	-	35,000	35,000	35,000
Ending Fund Balance	78,009	83,597	-	-	-	-
Total Fund Requirements	183,064	182,188	202,122	222,500	222,500	222,500
ART FEES						
Materials and Services	13,646	7,221	15,000	8,000	8,000	8,000
Ending Fund Balance	(528)	1,191	-	-	-	-
Total Fund Requirements	13,118	8,412	15,000	8,000	8,000	8,000
ATHLETIC CONCESSIONS						
Personnel Services	-	-	10,845	10,845	10,845	10,845
Materials and Services	27,892	21,048	78,655	99,155	99,155	99,155
Ending Fund Balance	25,264	33,367	-	-	-	-
Total Fund Requirements	53,156	54,415	89,500	110,000	110,000	110,000

Administratively Restricted: Requirements

	Fiscal Year 2018 - 2019 ACTUAL Amounts	Fiscal Year 2019 - 2020 ACTUAL Amounts	Fiscal Year 2020 - 2021 ADJUSTED Budget	Fiscal Year 2021 - 2022 PROPOSED Budget	Fiscal Year 2021 - 2022 APPROVED Budget	Fiscal Year 2021 - 2022 ADOPTED Budget
ATHLETIC HOUSING						
Materials and Services	116,597	120,856	120,000	152,500	152,500	309,700
Capital Outlay	-	-	400,000	-	-	-
Ending Fund Balance	5,043	3,355	-	-	-	-
Total Fund Requirements	121,640	124,211	520,000	152,500	152,500	309,700
ATHLETIC VENDING MACHINES						
Materials and Services	2,489	648	2,500	2,500	2,500	2,500
Ending Fund Balance	1,512	1,403	-	-	-	-
Total Fund Requirements	4,001	2,051	2,500	2,500	2,500	2,500
AUTOMOTIVE						
Materials and Services	22,310	78	11,510	13,000	13,000	13,000
Ending Fund Balance	(36,555)	(10,735)	-	-	-	-
Total Fund Requirements	(14,244)	(10,656)	11,510	13,000	13,000	13,000
BASEBALL FEES						
Materials and Services	2,232	9,675	29,800	14,000	14,000	14,000
Ending Fund Balance	4,898	24,848	-	-	-	-
Total Fund Requirements	7,130	34,523	29,800	14,000	14,000	14,000
BUSINESS EDUCATION						
Materials and Services	200	-	7,700	7,433	7,433	7,433
Ending Fund Balance	7,277	7,433	-	-	-	-
Total Fund Requirements	7,477	7,433	7,700	7,433	7,433	7,433
BUSINESS & WORKFORCE DEV						
Personnel Services	23,114	20,108	33,521	19,667	19,667	19,667
Materials and Services	11,029	34,001	56,479	25,333	25,333	25,333
Ending Fund Balance	31,463	27,597	-	-	-	-
Total Fund Requirements	65,606	81,706	90,000	45,000	45,000	45,000

Administratively Restricted: Requirements

	Fiscal Year 2018 - 2019 ACTUAL Amounts	Fiscal Year 2019 - 2020 ACTUAL Amounts	Fiscal Year 2020 - 2021 ADJUSTED Budget	Fiscal Year 2021 - 2022 PROPOSED Budget	Fiscal Year 2021 - 2022 APPROVED Budget	Fiscal Year 2021 - 2022 ADOPTED Budget
CHILDCARE RESOURCE & REFERRAL						
Personnel Services	-	494	-	-	-	-
Materials and Services	1,524	11,368	29,338	-	-	-
Ending Fund Balance	19,119	26,440	-	-	-	-
Total Fund Requirements	20,643	38,302	29,338	-	-	-
CIVIL ENGINEERING						
Personnel Services	-	-	8,141	5,939	5,939	5,939
Materials and Services	3,650	2,712	8,751	5,750	5,750	5,750
Ending Fund Balance	11,892	9,179	-	-	-	-
Total Fund Requirements	15,542	11,892	16,892	11,689	11,689	11,689
COMMUNITY ED						
Personnel Services	148,765	126,662	182,216	155,237	155,237	155,237
Materials and Services	87,326	55,039	114,969	74,763	74,763	74,763
Ending Fund Balance	47,390	22,587	-	-	-	-
Total Fund Requirements	283,481	204,288	297,185	230,000	230,000	230,000
COMMUNITY ED CONFERENCES						
Personnel Services	2,953	2,948	3,705	5,033	5,033	5,033
Materials and Services	61,184	1,532	81,795	82,467	82,467	82,467
Ending Fund Balance	7,444	7,864	-	-	-	-
Total Fund Requirements	71,581	12,344	85,500	87,500	87,500	87,500
COMPUTER INFORMATION SYSTEMS						
Materials and Services	720	1,667	15,000	20,000	20,000	20,000
Ending Fund Balance	9,486	16,873	-	-	-	-
Total Fund Requirements	10,206	18,540	15,000	20,000	20,000	20,000

Administratively Restricted: Requirements

	Fiscal Year 2018 - 2019 ACTUAL Amounts	Fiscal Year 2019 - 2020 ACTUAL Amounts	Fiscal Year 2020 - 2021 ADJUSTED Budget	Fiscal Year 2021 - 2022 PROPOSED Budget	Fiscal Year 2021 - 2022 APPROVED Budget	Fiscal Year 2021 - 2022 ADOPTED Budget
CONFERENCE ON AGING						
Personnel Services	4,845	2,254	5,239	-	-	-
Materials and Services	5,977	2,844	7,761	3,000	3,000	3,000
Ending Fund Balance	3,762	5,041	-	-	-	-
Total Fund Requirements	14,584	10,139	13,000	3,000	3,000	3,000
CONSTRUCTION 09						
Ending Fund Balance	(98,756)	(87,416)	-	-	-	-
Total Fund Requirements	(98,756)	(87,416)	-	-	-	-
CPR PROGRAM						
Personnel Services	62,280	42,553	56,000	40,823	40,823	40,823
Materials and Services	57,026	47,521	74,000	29,177	29,177	29,177
Ending Fund Balance	26,365	16,960	-	-	-	-
Total Fund Requirements	145,671	107,034	130,000	70,000	70,000	70,000
CRIMINAL JUSTICE						
Materials and Services	14,099	4,047	6,400	5,742	5,742	5,742
Capital Outlay	-	-	25,000	-	-	-
Ending Fund Balance	21,552	23,243	-	-	-	-
Total Fund Requirements	35,651	27,289	31,400	5,742	5,742	5,742
CROSS COUNTRY						
Materials and Services	114	1,684	2,000	2,000	2,000	2,000
Ending Fund Balance	896	-	-	-	-	-
Total Fund Requirements	1,010	1,684	2,000	2,000	2,000	2,000

Administratively Restricted: Requirements

	Fiscal Year 2018 - 2019 ACTUAL Amounts	Fiscal Year 2019 - 2020 ACTUAL Amounts	Fiscal Year 2020 - 2021 ADJUSTED Budget	Fiscal Year 2021 - 2022 PROPOSED Budget	Fiscal Year 2021 - 2022 APPROVED Budget	Fiscal Year 2021 - 2022 ADOPTED Budget
CULINARY ARTS						
Materials and Services	428	-	-	-	-	-
Intrafund Transfer Out	-	5,817	-	-	-	-
Ending Fund Balance	5,817	-	-	-	-	-
Total Fund Requirements	6,245	5,817	-	-	-	-
CURRICULUM DEV DIST ED						
Personnel Services	91,860	-	-	-	-	-
Materials and Services	10,556	-	-	-	-	-
Intrafund Transfer Out	-	65,000	3,096	-	-	-
Ending Fund Balance	67,917	-	-	-	-	-
Total Fund Requirements	170,332	65,000	3,096	-	-	-
DC HEALTHCARE CAREER PATHWAYS						
Personnel Services	794	415	-	-	-	-
Materials and Services	-	4	-	-	-	-
Total Fund Requirements	794	419	-	-	-	-
DENTAL ASSISTANT						
Personnel Services	15,770	424	-	-	-	-
Materials and Services	28,410	13,742	54,179	49,373	49,373	49,373
Capital Outlay	-	7,045	-	-	-	-
Contingency	-	-	25,000	25,000	25,000	25,000
Ending Fund Balance	22,767	33,805	-	-	-	-
Total Fund Requirements	66,947	55,016	79,179	74,373	74,373	74,373

Administratively Restricted: Requirements

	Fiscal Year 2018 - 2019 ACTUAL Amounts	Fiscal Year 2019 - 2020 ACTUAL Amounts	Fiscal Year 2020 - 2021 ADJUSTED Budget	Fiscal Year 2021 - 2022 PROPOSED Budget	Fiscal Year 2021 - 2022 APPROVED Budget	Fiscal Year 2021 - 2022 ADOPTED Budget
DISTANCE ED						
Personnel Services	81,593	197,798	201,332	232,053	232,053	232,053
Materials and Services	9,604	19,088	50,000	122,947	122,947	122,947
Contingency	-	-	33,704	-	-	-
Ending Fund Balance	422	54,292	-	-	-	-
Total Fund Requirements	91,619	271,179	285,036	355,000	355,000	355,000
DRIVER'S ED						
Personnel Services	65,835	62,856	92,118	89,967	89,967	89,967
Materials and Services	14,093	8,141	47,882	30,033	30,033	30,033
Capital Outlay	-	23,606	-	-	-	-
Ending Fund Balance	52,658	11,383	-	-	-	-
Total Fund Requirements	132,586	105,986	140,000	120,000	120,000	120,000
E-SPORTS						
Materials and Services	-	-	3,500	4,000	4,000	4,000
Total Fund Requirements	-	-	3,500	4,000	4,000	4,000
EMT						
Personnel Services	52,744	10,917	-	15,883	15,883	15,883
Materials and Services	58,602	42,766	74,000	96,117	96,117	96,117
Capital Outlay	-	-	30,000	-	-	-
Ending Fund Balance	10,255	41,700	-	-	-	-
Total Fund Requirements	121,602	95,383	104,000	112,000	112,000	112,000
ENGINEERING						
Materials and Services	11,437	6,039	7,000	6,900	6,900	6,900
Ending Fund Balance	(1,999)	(2,122)	-	-	-	-
Total Fund Requirements	9,438	3,917	7,000	6,900	6,900	6,900

Administratively Restricted: Requirements

	Fiscal Year 2018 - 2019 ACTUAL Amounts	Fiscal Year 2019 - 2020 ACTUAL Amounts	Fiscal Year 2020 - 2021 ADJUSTED Budget	Fiscal Year 2021 - 2022 PROPOSED Budget	Fiscal Year 2021 - 2022 APPROVED Budget	Fiscal Year 2021 - 2022 ADOPTED Budget
ENGLISH THEATER						
Materials and Services	3,455	4,420	9,250	9,250	9,250	9,250
Ending Fund Balance	19	(469)	-	-	-	-
Total Fund Requirements	3,474	3,951	9,250	9,250	9,250	9,250
FACULTY DEVELOPMENT						
Materials and Services	37,919	23,197	86,960	112,656	112,656	112,656
Ending Fund Balance	35,266	63,606	-	-	-	-
Total Fund Requirements	73,186	86,802	86,960	112,656	112,656	112,656
FIRE SCIENCE FEES						
Personnel Services	8	-	-	-	-	-
Materials and Services	202	1,961	26,000	42,500	42,500	42,500
Ending Fund Balance	15,525	20,604	-	-	-	-
Total Fund Requirements	15,735	22,564	26,000	42,500	42,500	42,500
FITNESS CENTER						
Personnel Services	15,761	10,902	14,722	13,173	13,173	13,173
Materials and Services	580	3,105	1,000	827	827	827
Capital Outlay	-	-	-	-	-	-
Ending Fund Balance	(1,263)	(8,119)	-	-	-	-
Total Fund Requirements	15,078	5,889	15,722	14,000	14,000	14,000
FLEGEL CENTER						
Materials and Services	-	195,414	335,400	340,000	340,000	340,000
Transfers Out	-	-	75,000	75,000	75,000	75,000
Ending Fund Balance	-	194,637	-	-	-	-
Total Fund Requirements	-	390,050	410,400	415,000	415,000	415,000

Administratively Restricted: Requirements

	Fiscal Year 2018 - 2019 ACTUAL Amounts	Fiscal Year 2019 - 2020 ACTUAL Amounts	Fiscal Year 2020 - 2021 ADJUSTED Budget	Fiscal Year 2021 - 2022 PROPOSED Budget	Fiscal Year 2021 - 2022 APPROVED Budget	Fiscal Year 2021 - 2022 ADOPTED Budget
FORD FAMILY CENTER						
Personnel Services	313,128	-	-	-	-	-
Materials and Services	8,414	35	-	-	-	-
Ending Fund Balance	(99,504)	-	-	-	-	-
Total Fund Requirements	222,038	35	-	-	-	-
FORESTRY						
Materials and Services	-	1,076	5,000	5,000	5,000	5,000
Ending Fund Balance	-	180	-	-	-	-
Total Fund Requirements	-	1,256	5,000	5,000	5,000	5,000
FOUNDATION FUNDED EMP						
Personnel Services	48,004	59,838	97,140	172,025	172,025	172,025
Ending Fund Balance	-	-	-	-	-	-
Total Fund Requirements	48,004	59,838	97,140	172,025	172,025	172,025
HEALTH & HUMAN PERFORMANCE						
Personnel Services	1,996	-	-	-	-	-
Materials and Services	18,660	7,205	14,500	12,500	12,500	12,500
Ending Fund Balance	685	539	-	-	-	-
Total Fund Requirements	21,341	7,744	14,500	12,500	12,500	12,500
INSTRUCTIONAL SUPPORT						
Materials and Services	-	-	767	-	-	-
Total Fund Requirements	-	-	767	-	-	-

Administratively Restricted: Requirements

	Fiscal Year 2018 - 2019 ACTUAL Amounts	Fiscal Year 2019 - 2020 ACTUAL Amounts	Fiscal Year 2020 - 2021 ADJUSTED Budget	Fiscal Year 2021 - 2022 PROPOSED Budget	Fiscal Year 2021 - 2022 APPROVED Budget	Fiscal Year 2021 - 2022 ADOPTED Budget
INTERNATIONAL						
Transfers Out	40,727	-	-	-	-	-
Total Fund Requirements	40,727	-	-	-	-	-
LIBRARY BOOK SALES						
Personnel Services	-	9,145	-	-	-	-
Materials and Services	1,552	643	9,100	4,500	4,500	4,500
Transfers Out	-	195	-	-	-	-
Ending Fund Balance	9,359	1,254	-	-	-	-
Total Fund Requirements	10,911	11,237	9,100	4,500	4,500	4,500
LIFE SCIENCE FEES						
Personnel Services	-	5,048	-	-	-	-
Materials and Services	-	3,914	35,000	42,700	42,700	42,700
Ending Fund Balance	82	25,743	-	-	-	-
Total Fund Requirements	82	34,705	35,000	42,700	42,700	42,700
MANAGEMENT INFO SYSTEM						
Materials and Services	225,703	275,076	339,000	277,500	277,500	277,500
Contingency	-	-	56,000	-	-	-
Reserves	-	-	-	302,000	302,000	302,000
Ending Fund Balance	121,069	78,605	-	-	-	-
Total Fund Requirements	346,773	353,682	395,000	579,500	579,500	579,500
MEN'S BASKETBALL CAMP						
Personnel Services	7,951	1,141	4,557	4,580	4,580	4,580
Materials and Services	10,933	9,736	11,943	10,920	10,920	10,920
Ending Fund Balance	6,042	2,895	-	-	-	-
Total Fund Requirements	24,926	13,771	16,500	15,500	15,500	15,500

Administratively Restricted: Requirements

	Fiscal Year 2018 - 2019 ACTUAL Amounts	Fiscal Year 2019 - 2020 ACTUAL Amounts	Fiscal Year 2020 - 2021 ADJUSTED Budget	Fiscal Year 2021 - 2022 PROPOSED Budget	Fiscal Year 2021 - 2022 APPROVED Budget	Fiscal Year 2021 - 2022 ADOPTED Budget
MEN'S WRESTLING						
Materials and Services	5,518	5,296	5,000	8,000	8,000	8,000
Ending Fund Balance	6,082	7,023	-	-	-	-
Total Fund Requirements	11,601	12,318	5,000	8,000	8,000	8,000
MUSIC LESSONS						
Personnel Services	22,423	12,479	10,836	18,197	18,197	18,197
Materials and Services	14	2,248	1,764	2,700	2,700	2,700
Ending Fund Balance	(3,911)	(2,437)	-	-	-	-
Total Fund Requirements	18,526	12,289	12,600	20,897	20,897	20,897
MUSIC - VOCAL & INSTRUMENTAL						
Personnel Services	-	-	-	-	-	-
Materials and Services	4,321	3,303	18,900	29,200	29,200	29,200
Ending Fund Balance	13,819	18,121	-	-	-	-
Total Fund Requirements	18,140	21,423	18,900	29,200	29,200	29,200
NON-CREDIT ON-LINE REGISTRATION						
Materials and Services	8,850	9,599	19,000	13,000	13,000	13,000
Ending Fund Balance	13,991	11,315	-	-	-	-
Total Fund Requirements	22,841	20,914	19,000	13,000	13,000	13,000
NURSING FEES						
Personnel Services	1,425	-	-	-	-	-
Materials and Services	77,898	73,300	157,675	143,668	143,668	143,668
Capital Outlay	-	229	50,000	82,000	82,000	82,000
Contingency	-	-	-	42,832	42,832	42,832
Ending Fund Balance	70,875	116,921	-	-	-	-
Total Fund Requirements	150,199	190,450	207,675	268,500	268,500	268,500

Administratively Restricted: Requirements

	Fiscal Year 2018 - 2019 ACTUAL Amounts	Fiscal Year 2019 - 2020 ACTUAL Amounts	Fiscal Year 2020 - 2021 ADJUSTED Budget	Fiscal Year 2021 - 2022 PROPOSED Budget	Fiscal Year 2021 - 2022 APPROVED Budget	Fiscal Year 2021 - 2022 ADOPTED Budget
NURSING INSTRUCTIONAL FEE						
Personnel Services	-	103,264	249,600	297,600	297,600	297,600
Ending Fund Balance	-	36,549	-	-	-	-
Total Fund Requirements	-	139,813	249,600	297,600	297,600	297,600
OBSTACLE COURSE RACING						
Materials and Services	3,005	70	1,500	2,500	2,500	2,500
Ending Fund Balance	(403)	1,242	-	-	-	-
Total Fund Requirements	2,603	1,312	1,500	2,500	2,500	2,500
OR STUDENT LEADERSHIP ACT & PD						
Materials and Services	-	-	16,541	38,541	38,541	38,541
Total Fund Requirements	-	-	16,541	38,541	38,541	38,541
OREGON MUSICAL THEATRE FESTIVAL						
Ending Fund Balance	(34,209)	-	-	-	-	-
Total Fund Requirements	(34,209)	-	-	-	-	-
OUTDOOR RECREATION						
Ending Fund Balance	(23,603)	-	-	-	-	-
Total Fund Requirements	(23,603)	-	-	-	-	-
PARALEGAL ONLINE FEES						
Personnel Services	-	456	10,758	7,887	7,887	7,887
Materials and Services	155	29	1,742	4,613	4,613	4,613
Ending Fund Balance	12,620	13,125	-	-	-	-
Total Fund Requirements	12,775	13,610	12,500	12,500	12,500	12,500

Administratively Restricted: Requirements

	Fiscal Year 2018 - 2019 ACTUAL Amounts	Fiscal Year 2019 - 2020 ACTUAL Amounts	Fiscal Year 2020 - 2021 ADJUSTED Budget	Fiscal Year 2021 - 2022 PROPOSED Budget	Fiscal Year 2021 - 2022 APPROVED Budget	Fiscal Year 2021 - 2022 ADOPTED Budget
PARKING FEES						
Materials and Services	-	-	15,000	14,831	14,831	14,831
Ending Fund Balance	14,646	14,731	-	-	-	-
Total Fund Requirements	14,646	14,731	15,000	14,831	14,831	14,831
PHYSICAL SCIENCE FEES						
Materials and Services	18,555	6,532	32,500	38,000	38,000	38,000
Ending Fund Balance	45,791	21,534	-	-	-	-
Total Fund Requirements	64,346	28,066	32,500	38,000	38,000	38,000
POOL OPERATIONS						
Personnel Services	52,471	49,700	58,814	33,520	33,520	33,520
Materials and Services	11,453	3,591	1,186	480	480	480
Ending Fund Balance	45,850	16,581	-	-	-	-
Total Fund Requirements	109,774	69,871	60,000	34,000	34,000	34,000
PRACTICAL NURSING						
Materials and Services	121	-	-	-	-	-
Intrafund Transfer Out	-	26,213	-	-	-	-
Ending Fund Balance	26,213	-	-	-	-	-
Total Fund Requirements	26,334	26,213	-	-	-	-
RECRUITMENT & RETENTION						
Personnel Services	6,805	358	-	-	-	-
Materials and Services	3,909	-	8,928	8,928	8,928	8,928
Ending Fund Balance	9,286	8,928	-	-	-	-
Total Fund Requirements	20,000	9,286	8,928	8,928	8,928	8,928

Administratively Restricted: Requirements

	Fiscal Year 2018 - 2019 ACTUAL Amounts	Fiscal Year 2019 - 2020 ACTUAL Amounts	Fiscal Year 2020 - 2021 ADJUSTED Budget	Fiscal Year 2021 - 2022 PROPOSED Budget	Fiscal Year 2021 - 2022 APPROVED Budget	Fiscal Year 2021 - 2022 ADOPTED Budget
RETAIL MANAGEMENT						
Personnel Services	15,473	29,660	148,352	117,000	117,000	117,000
Materials and Services	344	7,010	13,700	3,000	3,000	3,000
Ending Fund Balance	83,230	90,764	-	-	-	-
Total Fund Requirements	99,048	127,433	162,052	120,000	120,000	120,000
SAIF						
Materials and Services	250	29,313	26,384	38,108	38,108	38,108
Ending Fund Balance	29,251	23,634	-	-	-	-
Total Fund Requirements	29,501	52,947	26,384	38,108	38,108	38,108
SBDC PROGRAM						
Personnel Services	13,396	16,551	50,279	50,963	50,963	50,963
Materials and Services	29,838	23,362	29,721	29,037	29,037	29,037
Ending Fund Balance	40,954	68,112	-	-	-	-
Total Fund Requirements	84,187	108,025	80,000	80,000	80,000	80,000
SBDC-UBC						
Personnel Services	50,165	29,157	-	-	-	-
Ending Fund Balance	21,699	20,882	-	-	-	-
Total Fund Requirements	71,864	50,039	-	-	-	-
STAFF DEVELOPMENT						
Materials and Services	28,108	23,584	81,784	106,962	106,962	106,962
Ending Fund Balance	47,025	70,518	-	-	-	-
Total Fund Requirements	75,133	94,102	81,784	106,962	106,962	106,962

Administratively Restricted: Requirements

	Fiscal Year 2018 - 2019 ACTUAL Amounts	Fiscal Year 2019 - 2020 ACTUAL Amounts	Fiscal Year 2020 - 2021 ADJUSTED Budget	Fiscal Year 2021 - 2022 PROPOSED Budget	Fiscal Year 2021 - 2022 APPROVED Budget	Fiscal Year 2021 - 2022 ADOPTED Budget
STRATEGIC FUND						
Materials and Services	-	4,082	45,000	160,000	160,000	160,000
Reserves	-	-	-	250,000	250,000	250,000
Ending Fund Balance	29,563	38,452	-	-	-	-
Total Fund Requirements	29,563	42,534	45,000	410,000	410,000	410,000
STUDENT ACTIVITY FEE						
Materials and Services	74,503	63,362	119,000	131,000	131,000	131,000
Transfers Out	5,205	5,700	16,000	14,000	14,000	14,000
Ending Fund Balance	95,229	94,744	-	-	-	-
Total Fund Requirements	174,937	163,806	135,000	145,000	145,000	145,000
STUDENT ACTIVITY FEE MAINSTREAM						
Materials and Services	1,893	1,970	11,000	14,360	14,360	14,360
Ending Fund Balance	5,472	7,233	-	-	-	-
Total Fund Requirements	7,364	9,203	11,000	14,360	14,360	14,360
STUDENT LIFE						
Personnel Services	96,359	102,098	104,292	87,013	87,013	87,013
Materials and Services	-	960	13,708	3,524	3,524	3,524
Ending Fund Balance	19,821	4,942	-	-	-	-
Total Fund Requirements	116,181	108,001	118,000	90,537	90,537	90,537
STUDENT NEWSPAPER						
Materials and Services	856	807	6,800	6,800	6,800	6,800
Ending Fund Balance	9,755	8,947	-	-	-	-
Total Fund Requirements	10,611	9,755	6,800	6,800	6,800	6,800

Administratively Restricted: Requirements

	Fiscal Year 2018 - 2019 ACTUAL Amounts	Fiscal Year 2019 - 2020 ACTUAL Amounts	Fiscal Year 2020 - 2021 ADJUSTED Budget	Fiscal Year 2021 - 2022 PROPOSED Budget	Fiscal Year 2021 - 2022 APPROVED Budget	Fiscal Year 2021 - 2022 ADOPTED Budget
STUDENT SUCCESS INITIATIVES						
Materials and Services	19,913	6,000	80,000	27,540	27,540	27,540
Capital Outlay	29,728	-	-	-	-	-
Ending Fund Balance	92,252	104,162	-	-	-	-
Total Fund Requirements	141,892	110,162	80,000	27,540	27,540	27,540
STUDENT SUCCESS FEE (SD)						
Personnel Services	41,359	36,748	45,314	45,393	45,393	45,393
Materials and Services	31,647	40,002	50,686	16,965	16,965	16,965
Ending Fund Balance	28,504	9,929	-	-	-	-
Total Fund Requirements	101,511	86,679	96,000	62,358	62,358	62,358
STUDENT SUCCESS FEE (Tutoring)						
Personnel Services	71,126	72,396	84,632	82,027	82,027	98,968
Materials and Services	5,270	1,767	12,768	17,700	17,700	17,486
Ending Fund Balance	18,683	61,861	-	-	-	-
Total Fund Requirements	95,078	136,024	97,400	99,727	99,727	116,454
STUDENT TECHNOLOGY FEES						
Materials and Services	236,048	277,361	330,000	236,900	236,900	236,900
Ending Fund Balance	163,432	89,642	-	-	-	-
Total Fund Requirements	399,480	367,004	330,000	236,900	236,900	236,900
T-TEN HOUSING						
Materials and Services	18,940	5,954	68,500	-	-	-
Ending Fund Balance	(17,619)	(17,573)	-	-	-	-
Total Fund Requirements	1,321	(11,619)	68,500	-	-	-

Administratively Restricted: Requirements

	Fiscal Year 2018 - 2019 ACTUAL Amounts	Fiscal Year 2019 - 2020 ACTUAL Amounts	Fiscal Year 2020 - 2021 ADJUSTED Budget	Fiscal Year 2021 - 2022 PROPOSED Budget	Fiscal Year 2021 - 2022 APPROVED Budget	Fiscal Year 2021 - 2022 ADOPTED Budget
T-TEN FEES						
Materials and Services	-	(5,383)	20,710	-	-	-
Ending Fund Balance	924	(8,830)	-	-	-	-
Total Fund Requirements	924	(14,213)	20,710	-	-	-
TECH FEE TITLE II						
Materials and Services	690	-	3,050	3,150	3,150	3,150
Contingency	-	-	2,150	2,150	2,150	2,150
Ending Fund Balance	3,179	4,003	-	-	-	-
Total Fund Requirements	3,869	4,003	5,200	5,300	5,300	5,300
THEATER ARTS						
Personnel Services	-	2,074	-	-	-	-
Materials and Services	2,758	3,134	9,000	2,500	2,500	2,500
Ending Fund Balance	7,419	4,111	-	-	-	-
Total Fund Requirements	10,177	9,318	9,000	2,500	2,500	2,500
TRACK & FIELD FEES						
Materials and Services	298	483	3,000	6,500	6,500	6,500
Ending Fund Balance	1,027	5,304	-	-	-	-
Total Fund Requirements	1,325	5,787	3,000	6,500	6,500	6,500
TRUCK DRIVING						
Personnel Services	173,812	226,356	259,054	112,886	112,886	112,886
Materials and Services	91,597	54,203	101,720	82,114	82,114	82,114
Capital Outlay	49,200	-	-	-	-	-
Ending Fund Balance	52,138	49,078	-	-	-	-
Total Fund Requirements	366,747	329,637	360,774	195,000	195,000	195,000

Administratively Restricted: Requirements

	Fiscal Year 2018 - 2019 ACTUAL Amounts	Fiscal Year 2019 - 2020 ACTUAL Amounts	Fiscal Year 2020 - 2021 ADJUSTED Budget	Fiscal Year 2021 - 2022 PROPOSED Budget	Fiscal Year 2021 - 2022 APPROVED Budget	Fiscal Year 2021 - 2022 ADOPTED Budget
UMPQUA TRANSIT BUS PASSES						
Materials and Services	11,200	5,900	25,000	25,000	25,000	25,000
Total Fund Requirements	11,200	5,900	25,000	25,000	25,000	25,000
VETERAN'S PROGRAM						
Materials and Services	1,602	868	1,800	1,800	1,800	1,800
Ending Fund Balance	3,100	4,498	-	-	-	-
Total Fund Requirements	4,702	5,365	1,800	1,800	1,800	1,800
VITICULTURE & ENOLOGY						
Materials and Services	2,656	1,922	11,500	3,000	3,000	3,000
Contingency	-	-	-	4,000	4,000	4,000
Ending Fund Balance	6,037	6,202	-	-	-	-
Total Fund Requirements	8,693	8,124	11,500	7,000	7,000	7,000
VOLLEYBALL CAMP						
Personnel Services	1,755	3,809	3,825	3,882	3,882	3,882
Materials and Services	2,497	6,861	10,175	4,118	4,118	4,118
Ending Fund Balance	12,327	2,936	-	-	-	-
Total Fund Requirements	16,578	13,606	14,000	8,000	8,000	8,000
VOLLEYBALL FEES						
Personnel Services	151	-	-	-	-	-
Materials and Services	15,478	16,996	17,000	17,000	17,000	17,000
Ending Fund Balance	(751)	-	-	-	-	-
Total Fund Requirements	14,877	16,996	17,000	17,000	17,000	17,000

Administratively Restricted: Requirements

	Fiscal Year 2018 - 2019 ACTUAL Amounts	Fiscal Year 2019 - 2020 ACTUAL Amounts	Fiscal Year 2020 - 2021 ADJUSTED Budget	Fiscal Year 2021 - 2022 PROPOSED Budget	Fiscal Year 2021 - 2022 APPROVED Budget	Fiscal Year 2021 - 2022 ADOPTED Budget
WELDING						
Materials and Services	36,612	26,599	40,145	70,523	70,523	70,523
Contingency	-	-	15,855	-	-	-
Ending Fund Balance	13,083	8,003	-	-	-	-
Total Fund Requirements	49,694	34,602	56,000	70,523	70,523	70,523
WILDLAND FIREFIGHTING						
Personnel Services	378	7,561	8,967	32,867	32,867	32,867
Materials and Services	12,861	5,064	18,033	52,133	52,133	52,133
Ending Fund Balance	18,130	11,393	-	-	-	-
Total Fund Requirements	31,370	24,018	27,000	85,000	85,000	85,000
WINE REVENUE						
Personnel Services	506	-	-	-	-	-
Materials and Services	14,800	-	-	-	-	-
Transfers Out	5,000	-	-	-	-	-
Total Fund Requirements	20,307	-	-	-	-	-
WINE SEMINARS						
Transfers Out	16	-	-	-	-	-
Total Fund Requirements	16	-	-	-	-	-
WINTER INTERCESSION						
Personnel Services	-	-	-	15,000	15,000	15,000
Total Fund Requirements	-	-	-	15,000	15,000	15,000

Administratively Restricted: Requirements

	Fiscal Year 2018 - 2019 ACTUAL Amounts	Fiscal Year 2019 - 2020 ACTUAL Amounts	Fiscal Year 2020 - 2021 ADJUSTED Budget	Fiscal Year 2021 - 2022 PROPOSED Budget	Fiscal Year 2021 - 2022 APPROVED Budget	Fiscal Year 2021 - 2022 ADOPTED Budget
WOMEN'S BASKETBALL CAMP						
Materials and Services	19,390	13,683	24,000	30,000	30,000	30,000
Ending Fund Balance	12,563	20,458	-	-	-	-
Total Fund Requirements	31,953	34,141	24,000	30,000	30,000	30,000
WOMEN'S SOCCER						
Materials and Services	-	-	3,000	3,800	3,800	3,800
Total Fund Requirements	-	-	3,000	3,800	3,800	3,800
WOMEN'S WRESTLING						
Materials and Services	3,721	1,455	2,000	9,500	9,500	9,500
Ending Fund Balance	-	7,075	-	-	-	-
Total Fund Requirements	3,721	8,530	2,000	9,500	9,500	9,500
AUXILLIARY REVENUE PROGRAM						
Materials and Services	-	-	526,384	550,000	550,000	550,000
Total Fund Requirements	-	-	526,384	550,000	550,000	550,000
TOTAL REQUIREMENTS	4,862,518	4,986,311	6,480,629	6,440,980	6,440,980	6,614,907

Page intentionally left blank

Financial Aid Fund
Summary of Resources and Requirements

RESOURCES	Fiscal Year	Fiscal Year	Fiscal Year	Fiscal Year	Fiscal Year	Fiscal Year
	2018 - 2019	2019 - 2020	2020 - 2021	2021 - 2022	2021 - 2022	2021 - 2022
	ACTUAL	ACTUAL	ADJUSTED	PROPOSED	APPROVED	ADOPTED
	Amounts	Amounts	Budget	Budget	Budget	Budget
Federal Revenue	6,744,217	6,493,475	6,945,399	8,984,323	8,984,323	9,041,087
State Revenue	1,563,980	1,470,564	1,566,500	1,509,000	1,509,000	1,509,000
Local Revenue	808,602	632,413	2,000,000	2,000,000	2,000,000	2,000,000
TOTAL RESOURCES	9,116,799	8,596,453	10,511,899	12,493,323	12,493,323	12,550,087
REQUIREMENTS						
Personnel Services	88,194	95,531	107,047	107,047	107,047	107,047
Materials & Services	6,480	5,460	-	-	-	-
Financial Aid	9,022,125	8,495,462	10,404,852	12,386,276	12,386,276	12,443,040
TOTAL REQUIREMENTS	9,116,799	8,596,453	10,511,899	12,493,323	12,493,323	12,550,087

Financial Aid Fund
Summary by Use

Account	Financial Aid	Total
PERSONNEL SERVICES	107,047	107,047
FINANCIAL AID	12,443,040	12,443,040
TOTAL	12,550,087	12,550,087
FTE	4.90	4.90

Financial Aid Fund Resources

RESOURCES	Fiscal Year	Fiscal Year	Fiscal Year	Fiscal Year	Fiscal Year	Fiscal Year
	2018 - 2019	2019 - 2020	2020 - 2021	2021 - 2022	2021 - 2022	2021 - 2022
	ACTUAL	ACTUAL	ADJUSTED	PROPOSED	APPROVED	ADOPTED
	Amounts	Amounts	Budget	Budget	Budget	Budget
AMERICAN RESCUE PLAN ACT						
Federal Revenue	-	-	-	2,300,000	2,300,000	2,356,764
Total Fund Resources	-	-	-	2,300,000	2,300,000	2,356,764
CARES						
Federal Revenue	-	560,927	-	-	-	-
Total Fund Resources	-	560,927	-	-	-	-
CHAFEE GRANT						
State Revenue	15,002	5,209	15,000	7,500	7,500	7,500
Total Fund Resources	15,002	5,209	15,000	7,500	7,500	7,500
DIRECT LOAN						
Federal Revenue	2,294,372	2,080,937	2,500,000	2,500,000	2,500,000	2,500,000
Total Fund Resources	2,294,372	2,080,937	2,500,000	2,500,000	2,500,000	2,500,000
FEDERAL WORK STUDY						
Federal Revenue	107,047	106,553	107,047	107,047	107,047	107,047
Local Revenue	887	468	-	-	-	-
Total Fund Resources	107,934	107,021	107,047	107,047	107,047	107,047
FSEOG						
Federal Revenue	77,276	77,276	77,276	77,276	77,276	77,276
Transfers	19,740	11,490	-	-	-	-
Total Fund Resources	97,016	88,766	77,276	77,276	77,276	77,276
IRAQ & AFGHANISTAN SERVICE GRANT						
Federal Revenue	3,795	5,829	5,829	-	-	-
Total Fund Resources	3,795	5,829	5,829	-	-	-

Financial Aid Fund Resources

RESOURCES	Fiscal Year 2018 - 2019 ACTUAL Amounts	Fiscal Year 2019 - 2020 ACTUAL Amounts	Fiscal Year 2020 - 2021 ADJUSTED Budget	Fiscal Year 2021 - 2022 PROPOSED Budget	Fiscal Year 2021 - 2022 APPROVED Budget	Fiscal Year 2021 - 2022 ADOPTED Budget
OR SUPP NEED BASED AID						
State Revenue	-	-	5,000	-	-	-
Total Fund Resources	-	-	5,000	-	-	-
OREGON OPPORTUNITY GRANT						
State Revenue	973,920	870,300	970,000	900,000	900,000	900,000
Total Fund Resources	973,920	870,300	970,000	900,000	900,000	900,000
OREGON PROMISE						
State Revenue	575,058	594,259	575,000	600,000	600,000	600,000
Total Fund Resources	575,058	594,259	575,000	600,000	600,000	600,000
PELL GRANT						
Federal Revenue	4,261,727	3,661,954	4,255,247	4,000,000	4,000,000	4,000,000
Total Fund Resources	4,261,727	3,661,954	4,255,247	4,000,000	4,000,000	4,000,000
SCHOLARSHIPS						
Local Revenue	807,715	631,946	2,000,000	2,000,000	2,000,000	2,000,000
Total Fund Resources	807,715	631,946	2,000,000	2,000,000	2,000,000	2,000,000
STATE TUITION ASSISTANCE						
State Revenue	-	796	1,500	1,500	1,500	1,500
Total Fund Resources	-	796	1,500	1,500	1,500	1,500
TOTAL RESOURCES	9,136,539	8,607,943	10,511,899	12,493,323	12,493,323	12,550,087

Financial Aid Fund Requirements

REQUIREMENTS	Fiscal Year 2018 - 2019 ACTUAL Amounts	Fiscal Year 2019 - 2020 ACTUAL Amounts	Fiscal Year 2020 - 2021 ADJUSTED Budget	Fiscal Year 2021 - 2022 PROPOSED Budget	Fiscal Year 2021 - 2022 APPROVED Budget	Fiscal Year 2021 - 2022 ADOPTED Budget
AMERICAN RESCUE PLAN ACT						
Financial Aid	-	-	-	2,300,000	2,300,000	2,356,764
Total Fund Requirements	-	-	-	2,300,000	2,300,000	2,356,764
CARES						
Financial Aid	-	560,927	-	-	-	-
Total Fund Requirements	-	560,927	-	-	-	-
CHAFEE GRANT						
Financial Aid	15,002	5,209	15,000	7,500	7,500	7,500
Total Fund Requirements	15,002	5,209	15,000	7,500	7,500	7,500
DIRECT LOAN						
Financial Aid	2,294,372	2,080,937	2,500,000	2,500,000	2,500,000	2,500,000
Total Fund Requirements	2,294,372	2,080,937	2,500,000	2,500,000	2,500,000	2,500,000
FEDERAL WORK STUDY						
Personnel Services	88,194	95,531	107,047	107,047	107,047	107,047
Transfers	19,740	11,490	-	-	-	-
Total Fund Requirements	107,934	107,021	107,047	107,047	107,047	107,047
FSEOG						
Financial Aid	97,016	88,766	77,276	77,276	77,276	77,276
Total Fund Requirements	97,016	88,766	77,276	77,276	77,276	77,276
IRAQ & AFGHANISTAN SERVICE GRANT						
Financial Aid	3,795	5,829	5,829	-	-	-
Total Fund Requirements	3,795	5,829	5,829	-	-	-

Financial Aid Fund Requirements

REQUIREMENTS	Fiscal Year 2018 - 2019 ACTUAL Amounts	Fiscal Year 2019 - 2020 ACTUAL Amounts	Fiscal Year 2020 - 2021 ADJUSTED Budget	Fiscal Year 2021 - 2022 PROPOSED Budget	Fiscal Year 2021 - 2022 APPROVED Budget	Fiscal Year 2021 - 2022 ADOPTED Budget
OR SUPP NEED BASED AID						
Financial Aid	-	-	5,000	-	-	-
Total Fund Requirements	-	-	5,000	-	-	-
OREGON OPPORTUNITY GRANT						
Financial Aid	973,920	870,300	970,000	900,000	900,000	900,000
Total Fund Requirements	973,920	870,300	970,000	900,000	900,000	900,000
OREGON PROMISE						
Financial Aid	575,058	594,259	575,000	600,000	600,000	600,000
Total Fund Requirements	575,058	594,259	575,000	600,000	600,000	600,000
PELL GRANT						
Materials & Services	6,480	5,460	-	-	-	-
Financial Aid	4,255,247	3,656,494	4,255,247	4,000,000	4,000,000	4,000,000
Total Fund Requirements	4,261,727	3,661,954	4,255,247	4,000,000	4,000,000	4,000,000
SCHOLARSHIPS						
Financial Aid	807,715	631,946	2,000,000	2,000,000	2,000,000	2,000,000
Total Fund Requirements	807,715	631,946	2,000,000	2,000,000	2,000,000	2,000,000
STATE TUITION ASSISTANCE						
Financial Aid	-	796	1,500	1,500	1,500	1,500
Total Fund Requirements	-	796	1,500	1,500	1,500	1,500
TOTAL REQUIREMENTS	9,136,539	8,607,943	10,511,899	12,493,323	12,493,323	12,550,087

Capital Projects Fund
Summary of Resources and Requirements

RESOURCES	Fiscal Year	Fiscal Year	Fiscal Year	Fiscal Year	Fiscal Year	Fiscal Year
	2018 - 2019	2019 - 2020	2020 - 2021	2021 - 2022	2021 - 2022	2021 - 2022
	ACTUAL	ACTUAL	ADJUSTED	PROPOSED	APPROVED	ADOPTED
	Amounts	Amounts	Budget	Budget	Budget	Budget
Beginning Fund Balance	344,056	259,148	287,223	621,644	621,644	688,084
Donations	-	-	229,796	-	-	-
Federal Grants	-	19,150	-	-	-	-
Local Revenue	12,415	64,326	27,114	17,000	17,000	17,000
Transfers In	390,813	364,506	563,194	602,000	602,000	602,000
TOTAL RESOURCES	747,284	707,129	1,107,327	1,240,644	1,240,644	1,307,084
REQUIREMENTS						
Personnel Services	-	9,546	-	-	-	-
Materials and Services	288,469	251,893	1,007,327	588,644	588,644	638,644
Capital Outlay	168,855	(34,295)	100,000	350,000	350,000	366,440
Transfers	30,813	-	-	-	-	-
Sub-Total	488,136	227,144	1,107,327	938,644	938,644	1,005,084
Reserves	-	-	-	302,000	302,000	302,000
Ending Fund Balance	259,148	479,985	-	-	-	-
TOTAL REQUIREMENTS	747,284	707,129	1,107,327	1,240,644	1,240,644	1,307,084

Capital Projects Fund
Summary by Use

Account	Facilities Acquisition/ Construction	TOTAL
MATERIALS & SERVICES	638,644	638,644
CAPITAL OUTLAY	366,440	366,440
RESERVES	302,000	302,000
TOTAL	1,307,084	1,307,084
FTE	-	-

Capital Projects Fund
Resources and Requirements by Fund

	Fiscal Year 2018 - 2019 ACTUAL Amounts	Fiscal Year 2019 - 2020 ACTUAL Amounts	Fiscal Year 2020 - 2021 ADJUSTED Budget	Fiscal Year 2021 - 2022 PROPOSED Budget	Fiscal Year 2021 - 2022 APPROVED Budget	Fiscal Year 2021 - 2022 ADOPTED Budget
RESOURCES						
CAPITAL PROJECTS						
Beginning Fund Balance	(688)	1,280	70,000	150,000	150,000	166,440
Local Revenue	6,519	546	-	-	-	-
Transfers In	160,000	321,270	343,194	250,000	250,000	250,000
Total Fund Resources	165,831	323,096	413,194	400,000	400,000	416,440
REQUIREMENTS						
CAPITAL PROJECTS						
Personnel Services	-	9,546	-	-	-	-
Materials and Services	70,012	199,934	313,194	400,000	400,000	400,000
Capital Outlay	94,540	-	100,000	-	-	16,440
Ending Fund Balance	1,280	113,615	-	-	-	-
Total Fund Requirements	165,831	323,096	413,194	400,000	400,000	416,440

Capital Projects Fund
Resources and Requirements by Fund

RESOURCES	Fiscal Year	Fiscal Year	Fiscal Year	Fiscal Year	Fiscal Year	Fiscal Year
	2018 - 2019	2019 - 2020	2020 - 2021	2021 - 2022	2021 - 2022	2021 - 2022
	ACTUAL	ACTUAL	ADJUSTED	PROPOSED	APPROVED	ADOPTED
	Amounts	Amounts	Budget	Budget	Budget	Budget
DEFERRED MAINT						
Beginning Fund Balance	119,101	153,941	164,000	456,644	456,644	456,644
Federal Grants	-	19,150	-	-	-	-
Local Revenue	5,092	63,780	17,000	17,000	17,000	17,000
Transfers In	230,813	43,236	50,000	352,000	352,000	352,000
Total Fund Resources	355,006	280,107	231,000	825,644	825,644	825,644
REQUIREMENTS						
DEFERRED MAINT						
Materials and Services	197,377	6,096	231,000	173,644	173,644	173,644
Capital Outlay	3,688	(34,295)	-	350,000	350,000	350,000
Reserves	-	-	-	302,000	302,000	302,000
Ending Fund Balance	153,941	308,305	-	-	-	-
Total Fund Requirements	355,006	280,107	231,000	825,644	825,644	825,644

Capital Projects Fund
Resources and Requirements by Fund

RESOURCES	Fiscal Year 2018 - 2019 ACTUAL Amounts	Fiscal Year 2019 - 2020 ACTUAL Amounts	Fiscal Year 2020 - 2021 ADJUSTED Budget	Fiscal Year 2021 - 2022 PROPOSED Budget	Fiscal Year 2021 - 2022 APPROVED Budget	Fiscal Year 2021 - 2022 ADOPTED Budget
FURNISHINGS & EQUIPMENT						
Beginning Fund Balance	80,558	10,735	5,000	15,000	15,000	15,000
Local Revenue	804	-	-	-	-	-
Transfers	-	-	20,000	-	-	-
Total Fund Resources	81,362	10,735	25,000	15,000	15,000	15,000
REQUIREMENTS						
FURNISHINGS & EQUIPMENT						
Materials and Services	-	10,635	25,000	15,000	15,000	15,000
Capital Outlay	70,627	-	-	-	-	-
Ending Fund Balance	10,735	99	-	-	-	-
Total Fund Requirements	81,362	10,735	25,000	15,000	15,000	15,000

Capital Projects Fund
Resources and Requirements by Fund

RESOURCES	Fiscal Year	Fiscal Year	Fiscal Year	Fiscal Year	Fiscal Year	Fiscal Year
	2018 - 2019	2019 - 2020	2020 - 2021	2021 - 2022	2021 - 2022	2021 - 2022
	ACTUAL	ACTUAL	ADJUSTED	PROPOSED	APPROVED	ADOPTED
	Amounts	Amounts	Budget	Budget	Budget	Budget
HEALTH, NURSING & SCIENCE BLDG						
Beginning Fund Balance	5,487	-	-	-	-	-
Total Fund Resources	5,487	-	-	-	-	-
REQUIREMENTS						
HEALTH, NURSING & SCIENCE BLDG						
Materials and Services	246	-	-	-	-	-
Transfers Out	5,241	-	-	-	-	-
Total Fund Requirements	5,487	-	-	-	-	-

Capital Projects Fund
Resources and Requirements by Fund

	Fiscal Year 2018 - 2019 ACTUAL Amounts	Fiscal Year 2019 - 2020 ACTUAL Amounts	Fiscal Year 2020 - 2021 ADJUSTED Budget	Fiscal Year 2021 - 2022 PROPOSED Budget	Fiscal Year 2021 - 2022 APPROVED Budget	Fiscal Year 2021 - 2022 ADOPTED Budget
RESOURCES						
INDUSTRIAL TECHNOLOGY						
Beginning Fund Balance	100,000	80,059	-	-	-	-
Total Fund Resources	100,000	80,059	-	-	-	-
REQUIREMENTS						
INDUSTRIAL TECHNOLOGY						
Materials and Services	19,941	34,855	-	-	-	-
Ending Fund Balance	80,059	45,204	-	-	-	-
Total Fund Requirements	100,000	80,059	-	-	-	-

Capital Projects Fund
Resources and Requirements by Fund

RESOURCES	Fiscal Year	Fiscal Year	Fiscal Year	Fiscal Year	Fiscal Year	Fiscal Year
	2018 - 2019	2019 - 2020	2020 - 2021	2021 - 2022	2021 - 2022	2021 - 2022
	ACTUAL	ACTUAL	ADJUSTED	PROPOSED	APPROVED	ADOPTED
	Amounts	Amounts	Budget	Budget	Budget	Budget
LOCKWOOD HALL REMODEL						
Beginning Fund Balance	-	-	35,090	-	-	50,000
Local Revenue	-	-	10,114	-	-	-
Donations	-	-	229,796	-	-	-
Transfers In	-	-	150,000	-	-	-
Total Fund Resources	-	-	425,000	-	-	50,000
REQUIREMENTS						
LOCKWOOD HALL REMODEL						
Materials and Services	-	-	425,000	-	-	50,000
Total Fund Requirements	-	-	425,000	-	-	50,000

Capital Projects Fund
Resources and Requirements by Fund

RESOURCES	Fiscal Year 2018 - 2019 ACTUAL Amounts	Fiscal Year 2019 - 2020 ACTUAL Amounts	Fiscal Year 2020 - 2021 ADJUSTED Budget	Fiscal Year 2021 - 2022 PROPOSED Budget	Fiscal Year 2021 - 2022 APPROVED Budget	Fiscal Year 2021 - 2022 ADOPTED Budget
POOL REPAIR						
Beginning Fund Balance	13,133	13,133	13,133	-	-	-
Total Fund Resources	13,133	13,133	13,133	-	-	-
REQUIREMENTS						
POOL REPAIR						
Materials and Services	-	371	13,133	-	-	-
Ending Fund Balance	13,133	12,762	-	-	-	-
Total Fund Requirements	13,133	13,133	13,133	-	-	-

Capital Projects Fund
Resources and Requirements by Fund

RESOURCES	Fiscal Year 2018 - 2019 ACTUAL Amounts	Fiscal Year 2019 - 2020 ACTUAL Amounts	Fiscal Year 2020 - 2021 ADJUSTED Budget	Fiscal Year 2021 - 2022 PROPOSED Budget	Fiscal Year 2021 - 2022 APPROVED Budget	Fiscal Year 2021 - 2022 ADOPTED Budget
TAP^HOYT^HA HALL						
Beginning Fund Balance	26,465	-	-	-	-	-
Total Fund Resources	26,465	-	-	-	-	-
REQUIREMENTS						
TAP^HOYT^HA HALL						
Materials and Services	893	-	-	-	-	-
Transfers	25,572	-	-	-	-	-
Total Fund Requirements	26,465	-	-	-	-	-

Debt Service Fund
Summary of Resources and Requirements

RESOURCES	Fiscal Year	Fiscal Year	Fiscal Year	Fiscal Year	Fiscal Year	Fiscal Year
	2018 -2019	2019 - 2020	2020 - 2021	2021 - 2022	2021 - 2022	2021 - 2022
	ACTUAL	ACTUAL	ADJUSTED	PROPOSED	APPROVED	ADOPTED
	Amounts	Amounts	Budget	Budget	Budget	Budget
Beginning Fund Balance	7,773,773	7,794,239	2,499,298	2,964,183	2,964,183	2,964,183
Bond Proceeds	-	2,895,800	-	-	-	-
Fees	557,260	527,422	533,537	345,353	345,353	345,353
Interest	26,971	266,668	-	6,000	6,000	6,000
Transfers In	1,243,196	4,223,465	1,243,196	1,243,196	1,243,196	1,243,196
TOTAL RESOURCES	9,601,200	15,707,594	4,276,031	4,558,732	4,558,732	4,558,732
REQUIREMENTS						
2010 Full Faith and Credit Obligations						
Materials & Services	1,100	2,100	-	-	-	-
Principle (Issued Sept 2010)	145,000	2,985,000	-	-	-	-
Interest (Payments 12/1, 6/1)	170,199	151,880	-	-	-	-
Total Fund Requirements	316,299	3,138,980	-	-	-	-
2014 Full Faith and Credit Obligations						
Materials & Services	600	2,625	3,000	13,000	13,000	13,000
Principle (Issued Dec 2014)	110,000	5,615,000	115,000	120,000	120,000	120,000
Interest (Payments 12/1, 6/1)	302,313	172,696	78,050	75,750	75,750	75,750
Total Fund Requirements	412,913	5,790,322	196,050	208,750	208,750	208,750
Full Faith & Credit FA 2020						
Materials & Services	-	60,800	90,550	3,000	3,000	3,000
Principle (Issued June 2020)	-	-	170,353	172,903	172,903	172,903
Interest (Payments 12/31, 6/30)	-	4,215	55,698	48,513	48,513	48,513
Transfer Out	-	2,835,000	-	-	-	-
Total Fund Requirements	-	2,900,015	316,601	224,416	224,416	224,416
Pension Bonds Payable						
Materials & Services	1,620	570	3,000	3,000	3,000	3,000
Principle (Issued Feb 2004)	570,000	650,000	730,000	820,000	820,000	820,000
Interest (Payments 12/30, 6/30)	506,129	475,150	439,905	400,193	400,193	400,193
Total Fund Requirements	1,077,749	1,125,719	1,172,905	1,223,193	1,223,193	1,223,193
SUB -TOTAL	1,806,961	12,955,035	1,685,556	1,656,359	1,656,359	1,656,359
Unappropriated End. Fund Balance	-	-	2,590,475	2,902,373	2,902,373	2,902,373
Ending Fund Balance	7,794,239	2,752,559	-	-	-	-
TOTAL REQUIREMENTS	9,601,200	15,707,594	4,276,031	4,558,732	4,558,732	4,558,732

Debt Service Fund
Summary by Use

Account	Debt Service	Unappropriated Ending Fund Balance	TOTAL
DEBT SERVICE	1,656,359	-	1,656,359
UNAPPROPRIATED ENDING FUND BALANCE	-	2,902,373	2,902,373
TOTAL	1,656,359	2,902,373	4,558,732
FTE	-	-	-

Insurance Fund
Summary of Resources and Requirements

RESOURCES	Fiscal Year	Fiscal Year	Fiscal Year	Fiscal Year	Fiscal Year	Fiscal Year
	2018 - 2019	2019 - 2020	2020 - 2021	2021 - 2022	2021 - 2022	2021 - 2022
	ACTUAL	ACTUAL	ADJUSTED	PROPOSED	APPROVED	ADOPTED
	Amounts	Amounts	Budget	Budget	Budget	Budget
Beginning Fund Balance	93,938	178,810	183,500	243,025	243,025	243,025
Transfers In	370,000	295,000	313,000	295,000	295,000	295,000
TOTAL RESOURCES	463,938	473,810	496,500	538,025	538,025	538,025
REQUIREMENTS						
Unemployment						
Personnel Services	62,715	130,052	198,000	145,000	145,000	145,000
Ending Fund Balance	59,941	49,889	-	-	-	-
Total Fund Requirements	122,656	179,941	198,000	145,000	145,000	145,000
Retiree						
Personnel Services	222,413	153,844	175,000	200,000	200,000	200,000
Contingency	-	-	123,500	193,025	193,025	193,025
Ending Fund Balance	118,869	140,025	-	-	-	-
Total Fund Requirements	341,282	293,869	298,500	393,025	393,025	393,025
TOTAL REQUIREMENTS	463,938	473,810	496,500	538,025	538,025	538,025

Insurance Fund
Summary by Use

Account	College Support Services	Reserves	TOTAL
PERSONNEL			
SERVICES	345,000	-	345,000
CONTINGENCY	-	193,025	193,025
TOTAL	345,000	193,025	538,025
FTE	-	-	-

Enterprise Fund
Summary of Resources and Requirements

RESOURCES	Fiscal Year	Fiscal Year	Fiscal Year	Fiscal Year	Fiscal Year	Fiscal Year
	2018 - 2019 ACTUAL Amounts	2019 - 2020 ACTUAL Amounts	2020 - 2021 ADJUSTED Budget	2021 - 2022 PROPOSED Budget	2021 - 2022 APPROVED Budget	2021 - 2022 ADOPTED Budget
Beginning Fund Balance	165,763	176,871	294,000	169,968	169,968	169,968
Sales/Service Revenue	1,472,646	926,788	1,419,336	955,432	955,432	955,432
Transfers In	40,016	60,428	75,000	84,532	84,532	84,532
TOTAL RESOURCES	1,678,425	1,164,087	1,788,336	1,209,932	1,209,932	1,209,932
REQUIREMENTS						
Personnel Services	380,637	207,679	257,003	221,138	221,138	220,270
Fringe Benefits	122,634	84,373	98,354	84,248	84,248	85,116
Materials and Services	993,284	753,313	1,339,618	861,202	861,202	861,202
Capital Outlay	-	5,665	18,000	-	-	-
Transfers Out	5,000	-	-	-	-	-
Contingency	-	-	75,361	43,344	43,344	43,344
Sub-Total	1,501,554	1,051,030	1,788,336	1,209,932	1,209,932	1,209,932
Ending Fund Balance	176,871	113,057	-	-	-	-
TOTAL REQUIREMENTS	1,678,425	1,164,087	1,788,336	1,209,932	1,209,932	1,209,932

Enterprise Fund
Summary by Use

Account	Instructional Support	Community Services	Student Services	Reserves	TOTAL
PERSONNEL					
SERVICES	10,944	118,358	176,084	-	305,386
MATERIALS & SERVICES	32,989	79,013	749,200	-	861,202
CONTINGENCY	-	-	-	43,344	43,344
TOTAL	43,933	197,371	925,284	43,344	1,209,932
FTE	0.3	2.9	2.2	-	5.4

Enterprise Fund
Resources and Requirements by Fund

RESOURCES	Fiscal Year 2018 - 2019 ACTUAL Amounts	Fiscal Year 2019 - 2020 ACTUAL Amounts	Fiscal Year 2020 - 2021 ADJUSTED Budget	Fiscal Year 2021 - 2022 PROPOSED Budget	Fiscal Year 2021 - 2022 APPROVED Budget	Fiscal Year 2021 - 2022 ADOPTED Budget
CAMPUS STORE						
Beginning Fund Balance	334,994	306,241	306,000	164,000	164,000	164,000
Sales/Service Revenue	1,034,480	811,976	802,336	586,284	586,284	586,284
Total Fund Resources	1,369,474	1,118,217	1,108,336	750,284	750,284	750,284
REQUIREMENTS						
CAMPUS STORE						
Personnel Services	158,347	162,798	169,336	117,975	117,975	117,975
Fringe Benefits	59,664	75,608	80,500	58,109	58,109	58,109
Materials and Services	845,222	715,677	808,500	574,200	574,200	574,200
Contingency	-	-	50,000	-	-	-
Ending Fund Balance	306,241	164,134	-	-	-	-
Total Fund Requirements	1,369,474	1,118,217	1,108,336	750,284	750,284	750,284

Enterprise Fund
Resources and Requirements by Fund

RESOURCES	Fiscal Year 2018 - 2019 ACTUAL Amounts	Fiscal Year 2019 - 2020 ACTUAL Amounts	Fiscal Year 2020 - 2021 ADJUSTED Budget	Fiscal Year 2021 - 2022 PROPOSED Budget	Fiscal Year 2021 - 2022 APPROVED Budget	Fiscal Year 2021 - 2022 ADOPTED Budget
FOOD SERVICES						
Beginning Fund Balance	(10,854)	-	-	-	-	-
Sales/Service Revenue	94,699	-	-	-	-	-
Transfers In	35,000	-	-	-	-	-
Total Fund Resources	118,844	-	-	-	-	-
REQUIREMENTS						
FOOD SERVICES						
Personnel Services	71,084	-	-	-	-	-
Fringe Benefits	24,402	-	-	-	-	-
Materials and Services	23,358	-	-	-	-	-
Total Fund Requirements	118,844	-	-	-	-	-

Enterprise Fund
Resources and Requirements by Fund

RESOURCES	Fiscal Year 2018 - 2019 ACTUAL Amounts	Fiscal Year 2019 - 2020 ACTUAL Amounts	Fiscal Year 2020 - 2021 ADJUSTED Budget	Fiscal Year 2021 - 2022 PROPOSED Budget	Fiscal Year 2021 - 2022 APPROVED Budget	Fiscal Year 2021 - 2022 ADOPTED Budget
CATERING						
Beginning Fund Balance	(207,855)	(220,220)	(75,000)	(84,532)	(84,532)	(84,532)
Sales/Service Revenue	195,327	4,896	-	-	-	-
Transfers In	-	60,428	75,000	84,532	84,532	84,532
Total Fund Resources	(12,527)	(154,896)	-	-	-	-
REQUIREMENTS						
CATERING						
Personnel Services	90,707	984.00	-	-	-	-
Fringe Benefits	26,005	99.09	-	-	-	-
Materials and Services	90,980	4,002	-	-	-	-
Ending Fund Balance	(220,220)	(159,982)	-	-	-	-
Total Fund Requirements	(12,527)	(154,896)	-	-	-	-

Enterprise Fund
Resources and Requirements by Fund

RESOURCES	Fiscal Year	Fiscal Year	Fiscal Year	Fiscal Year	Fiscal Year	Fiscal Year
	2018 - 2019	2019 - 2020	2020 - 2021	2021 - 2022	2021 - 2022	2021 - 2022
	ACTUAL	ACTUAL	ADJUSTED	PROPOSED	APPROVED	ADOPTED
	Amounts	Amounts	Budget	Budget	Budget	Budget
INCUBATOR PROGRAM						
Beginning Fund Balance	15,327	30,587	20,000	65,000	65,000	65,000
Sales/Service Revenue	18,668	41,964	30,000	11,000	11,000	11,000
Total Fund Resources	33,995	72,551	50,000	76,000	76,000	76,000
REQUIREMENTS						
INCUBATOR PROGRAM						
Personnel Services	210	-	-	19,874	19,874	19,874
Fringe Benefits	1	-	-	8,466	8,466	8,466
Materials and Services	3,197	2,476	32,000	4,316	4,316	4,316
Capital Outlay	-	-	18,000	-	-	-
Contingency	-	-	-	43,344	43,344	43,344
Ending Fund Balance	30,587	70,074	-	-	-	-
Total Fund Requirements	33,995	72,551	50,000	76,000	76,000	76,000

Enterprise Fund
Resources and Requirements by Fund

	Fiscal Year 2018 - 2019 ACTUAL Amounts	Fiscal Year 2019 - 2020 ACTUAL Amounts	Fiscal Year 2020 - 2021 ADJUSTED Budget	Fiscal Year 2021 - 2022 PROPOSED Budget	Fiscal Year 2021 - 2022 APPROVED Budget	Fiscal Year 2021 - 2022 ADOPTED Budget
RESOURCES						
SPECIAL EVENTS						
Beginning Fund Balance	34,151	48,021	40,000	25,000	25,000	25,000
Sales/Service Revenue	101,191	51,277	100,000	89,715	89,715	89,715
Total Fund Resources	135,342	99,298	140,000	114,715	114,715	114,715
REQUIREMENTS						
SPECIAL EVENTS						
Personnel Services	60,191	43,528	71,667	73,421	73,421	73,421
Fringe Benefits	12,551	8,637	15,364	16,597	16,597	16,597
Materials and Services	9,579	9,620	27,608	24,697	24,697	24,697
Capital Outlay	-	5,665	-	-	-	-
Contingency	-	-	25,361	-	-	-
Transfers Out	5,000	-	-	-	-	-
Ending Fund Balance	48,021	31,847	-	-	-	-
Total Fund Requirements	135,342	99,298	140,000	114,715	114,715	114,715

Enterprise Fund
Resources and Requirements by Fund

RESOURCES	Fiscal Year 2018 - 2019 ACTUAL Amounts	Fiscal Year 2019 - 2020 ACTUAL Amounts	Fiscal Year 2020 - 2021 ADJUSTED Budget	Fiscal Year 2021 - 2022 PROPOSED Budget	Fiscal Year 2021 - 2022 APPROVED Budget	Fiscal Year 2021 - 2022 ADOPTED Budget
WINE SEMINARS						
Beginning Fund Balance	-	16	1,000	-	-	-
Sales/Service Revenue	-	-	7,000	4,868	4,868	4,868
Transfers In	16	-	-	-	-	-
Total Fund Resources	16	16	8,000	4,868	4,868	4,868
REQUIREMENTS						
WINE SEMINARS						
Personnel Services	-	-	-	4,000	4,000	4,000
Fringe Benefits	-	-	-	868	868	868
Materials and Services	-	-	8,000	-	-	-
Ending Fund Balance	16	16	-	-	-	-
Total Fund Requirements	16	-	8,000	4,868	4,868	4,868

Enterprise Fund
Resources and Requirements by Fund

RESOURCES	Fiscal Year 2018 - 2019 ACTUAL Amounts	Fiscal Year 2019 - 2020 ACTUAL Amounts	Fiscal Year 2020 - 2021 ADJUSTED Budget	Fiscal Year 2021 - 2022 PROPOSED Budget	Fiscal Year 2021 - 2022 APPROVED Budget	Fiscal Year 2021 - 2022 ADOPTED Budget
WINE REVENUE						
Beginning Fund Balance	-	12,226	2,000	500	500	500
Sales/Service Revenue	28,281	16,675	30,000	13,565	13,565	13,565
Transfers In	5,000	-	-	-	-	-
Total Fund Resources	33,281	28,901	32,000	14,065	14,065	14,065
REQUIREMENTS						
WINE REVENUE						
Personnel Services	97	368	16,000	5,000	5,000	5,000
Fringe Benefits	10	30	2,490	1,076	1,076	1,076
Materials and Services	20,948	21,537	13,510	7,989	7,989	7,989
Ending Fund Balance	12,226	6,965.99	-	-	-	-
Total Fund Requirements	33,281	28,901	32,000	14,065	14,065	14,065

Enterprise Fund
Resources and Requirements by Fund

	Fiscal Year 2018 - 2019 ACTUAL Amounts	Fiscal Year 2019 - 2020 ACTUAL Amounts	Fiscal Year 2020 - 2021 ADJUSTED Budget	Fiscal Year 2021 - 2022 PROPOSED Budget	Fiscal Year 2021 - 2022 APPROVED Budget	Fiscal Year 2021 - 2022 ADOPTED Budget
RESOURCES						
ENTREPRENEUR						
Sales/Service Revenue	-	-	450,000	250,000	250,000	250,000
Total Fund Resources	-	-	450,000	250,000	250,000	250,000
REQUIREMENTS						
ENTREPRENEUR						
Materials and Services	-	-	450,000	250,000	250,000	250,000
Total Fund Requirements	-	-	450,000	250,000	250,000	250,000

Internal Service Fund
Summary of Resources and Requirements

RESOURCES	Fiscal Year	Fiscal Year	Fiscal Year	Fiscal Year	Fiscal Year	Fiscal Year
	2018 - 2019	2019 - 2020	2020 - 2021	2021 - 2022	2021 - 2022	2021 - 2022
	ACTUAL	ACTUAL	ADJUSTED	PROPOSED	APPROVED	ADOPTED
	Amounts	Amounts	Budget	Budget	Budget	Budget
Beginning Fund Balance	539,579	662,534	666,000	852,000	852,000	852,000
Intra College Sales - Motor Pool	24,957	24,223	25,000	25,000	25,000	25,000
Intra College Sales - Copiers	141,108	119,551	145,000	50,000	50,000	50,000
PERS Reserves	120,959	187,178	-	-	-	-
TOTAL RESOURCES	826,602	993,486	836,000	927,000	927,000	927,000
REQUIREMENTS						
Motor Pool						
Materials & Services	21,431	19,081	35,000	35,000	35,000	35,000
Ending Fund Balance	10,802	15,944	-	-	-	-
Total Fund Requirements	32,233	35,025	35,000	35,000	35,000	35,000
Copiers						
Materials & Services	142,638	119,551	145,000	50,000	50,000	50,000
Total Fund Requirements	142,638	119,551	145,000	50,000	50,000	50,000
PERS Reserves						
Unappropriated End. Fund Balance	-	-	656,000	842,000	842,000	842,000
Ending Fund Balance	651,732	838,910	-	-	-	-
Total Fund Requirements	651,732	838,910	656,000	842,000	842,000	842,000
TOTAL REQUIREMENTS	826,602	993,486	836,000	927,000	927,000	927,000

Internal Service Fund
Summary by Use

Account	College Support Services	Unappropriated Ending Fund Balance	TOTAL
MATERIALS & SERVICES	85,000	-	85,000
UNAPPROPRIATED ENDING FUND BALANCE	-	842,000	842,000
TOTAL	85,000	842,000	927,000
FTE	-	-	-

Agency Fund
Summary of Resources and Requirements

	Fiscal Year 2018 - 2019 ACTUAL Amounts	Fiscal Year 2019 - 2020 ACTUAL Amounts	Fiscal Year 2020 - 2021 ADJUSTED Budget	Fiscal Year 2021 - 2022 PROPOSED Budget	Fiscal Year 2021 - 2022 APPROVED Budget	Fiscal Year 2021 - 2022 ADOPTED Budget
RESOURCES						
Beginning Fund Balance	27,223	26,079	30,307	53,553	53,553	53,553
Local Revenue	11,740	10,306	28,650	19,000	19,000	19,000
Transfers In	38,493	27,196	51,500	49,000	49,000	49,000
TOTAL RESOURCES	77,456	63,581	110,457	121,553	121,553	121,553
REQUIREMENTS						
Materials and Services	51,378	21,075	110,357	121,553	121,553	121,553
Transfers Out	-	-	100	-	-	-
Ending Fund Balance	26,079	42,506	-	-	-	-
TOTAL REQUIREMENTS	77,456	63,581	110,457	121,553	121,553	121,553

Agency Fund
Summary by Use

Account	Student Services	TOTAL
MATERIALS & SERVICES	121,553	121,553
TOTAL	121,553	121,553
FTE	-	-

Agency Fund
Resources by Fund

RESOURCES	Fiscal Year	Fiscal Year	Fiscal Year	Fiscal Year	Fiscal Year	Fiscal Year
	2018 - 2019	2019 - 2020	2020 - 2021	2021 - 2022	2021 - 2022	2021 - 2022
	ACTUAL	ACTUAL	ADJUSTED	PROPOSED	APPROVED	ADOPTED
	Amounts	Amounts	Budget	Budget	Budget	Budget
ACM Programming Club	-	420	3,000	2,000	2,000	2,000
Association of Foreign Languages	656	1,096	1,650	2,500	2,500	2,500
ASUCC Administration	29,999	29,312	30,000	44,000	44,000	44,000
Business and Entrepreneurship	232	232	1,300	-	-	-
Campus Interfaith Coalition	30	30	530	-	-	-
Class Projects	1,250	1,250	2,000	3,191	3,191	3,191
Club of Chi	-	280	1,000	1,280	1,280	1,280
Computer Club	1,708	2,028	3,000	3,000	3,000	3,000
Debate Club	1,340	1,259	1,700	1,700	1,700	1,700
Drama Club	370	370	1,375	1,375	1,375	1,375
Engineering Club	983	1,108	2,250	2,500	2,500	2,500
Environmental Club	300	300	-	-	-	-
Forestry Club	668	977	2,000	2,500	2,500	2,500
Geology Club	4,215	864	3,500	4,000	4,000	4,000
Healthy Minds Club	556	846	2,000	2,000	2,000	2,000
Inactive Club Fund Balances	3,527	3,503	3,997	4,207	4,207	4,207
Library Lockers	(82)	187	100	-	-	-
National Student Nursing Assoc.	2,423	1,396	2,200	2,000	2,000	2,000
Nerd Herd Club	-	429	2,000	1,500	1,500	1,500

Agency Fund
Resources by Fund

RESOURCES	Fiscal Year	Fiscal Year	Fiscal Year	Fiscal Year	Fiscal Year	Fiscal Year
	2018 - 2019	2019 - 2020	2020 - 2021	2021 - 2022	2021 - 2022	2021 - 2022
	ACTUAL	ACTUAL	ADJUSTED	PROPOSED	APPROVED	ADOPTED
	Amounts	Amounts	Budget	Budget	Budget	Budget
New Club Program	9,288	3,196	17,500	13,500	13,500	13,500
Non-Trads in the Trades Club	-	300	1,000	1,500	1,500	1,500
Phi Theta Kappa	9,017	4,367	8,250	8,200	8,200	8,200
Poly Club	310	310	1,310	1,800	1,800	1,800
Pre-Health Professionals Club	865	1,175	1,850	2,500	2,500	2,500
Queer Student Advocacy	1,209	1,175	2,300	3,000	3,000	3,000
RiverHawk Wrenches	1,109	1,898	3,700	3,000	3,000	3,000
Skills USA	4,867	2,146	5,000	5,800	5,800	5,800
UCC Armored Arts Club	197	197	-	-	-	-
UCC League of Legends Club	345	345	845	-	-	-
UCC Social Justice League	100	100	600	-	-	-
Veterans of UCC	1,976	2,484	4,500	4,500	4,500	4,500
TOTAL RESOURCES	77,456	63,581	110,457	121,553	121,553	121,553

Agency Fund
Requirements by Fund

	Fiscal Year 2018 - 2019 ACTUAL Amounts	Fiscal Year 2019 - 2020 ACTUAL Amounts	Fiscal Year 2020 - 2021 ADJUSTED Budget	Fiscal Year 2021 - 2022 PROPOSED Budget	Fiscal Year 2021 - 2022 APPROVED Budget	Fiscal Year 2021 - 2022 ADOPTED Budget
ACM PROGRAMMING CLUB						
Materials and Services	-	53	3,000	2,000	2,000	2,000
Ending Fund Balance	-	367	-	-	-	-
Total Fund Requirements	-	420	3,000	2,000	2,000	2,000
ASSOC. OF FOREIGN LANGUAGES						
Materials and Services	-	-	1,650	2,500	2,500	2,500
Ending Fund Balance	656	1,096	-	-	-	-
Total Fund Requirements	656	1,096	1,650	2,500	2,500	2,500
ASUCC ADMINISTRATION						
Materials and Services	24,687	11,731	30,000	44,000	44,000	44,000
Ending Fund Balance	5,312	17,581	-	-	-	-
Total Fund Requirements	29,999	29,312	30,000	44,000	44,000	44,000
BUSINESS AND ENTREPRENEURSHIP						
Materials and Services	-	-	1,300	-	-	-
Ending Fund Balance	232	232	-	-	-	-
Total Fund Requirements	232	232	1,300	-	-	-
CAMPUS INTERFAITH COALITION						
Materials and Services	-	-	530	-	-	-
Ending Fund Balance	30	30	-	-	-	-
Total Fund Requirements	30	30	530	-	-	-

Agency Fund
Requirements by Fund

	Fiscal Year 2018 - 2019 ACTUAL Amounts	Fiscal Year 2019 - 2020 ACTUAL Amounts	Fiscal Year 2020 - 2021 ADJUSTED Budget	Fiscal Year 2021 - 2022 PROPOSED Budget	Fiscal Year 2021 - 2022 APPROVED Budget	Fiscal Year 2021 - 2022 ADOPTED Budget
CLASS PROJECTS						
Materials and Services	-	59	2,000	3,191	3,191	3,191
Ending Fund Balance	1,250	1,191	-	-	-	-
Total Fund Requirements	1,250	1,250	2,000	3,191	3,191	3,191
CLUB OF CHI						
Materials and Services	-	-	1,000	1,280	1,280	1,280
Ending Fund Balance	-	280	-	-	-	-
Total Fund Requirements	-	280	1,000	1,280	1,280	1,280
COMPUTER CLUB						
Materials and Services	-	-	3,000	3,000	3,000	3,000
Ending Fund Balance	1,708	2,028	-	-	-	-
Total Fund Requirements	1,708	2,028	3,000	3,000	3,000	3,000
DEBATE CLUB						
Materials and Services	81	-	1,700	1,700	1,700	1,700
Ending Fund Balance	1,259	1,259	-	-	-	-
Total Fund Requirements	1,340	1,259	1,700	1,700	1,700	1,700
DRAMA CLUB						
Materials and Services	-	-	1,375	1,375	1,375	1,375
Ending Fund Balance	370	370	-	-	-	-
Total Fund Requirements	370	370	1,375	1,375	1,375	1,375

Agency Fund
Requirements by Fund

	Fiscal Year 2018 - 2019 ACTUAL Amounts	Fiscal Year 2019 - 2020 ACTUAL Amounts	Fiscal Year 2020 - 2021 ADJUSTED Budget	Fiscal Year 2021 - 2022 PROPOSED Budget	Fiscal Year 2021 - 2022 APPROVED Budget	Fiscal Year 2021 - 2022 ADOPTED Budget
ENGINEERING CLUB						
Materials and Services	175	467	2,250	2,500	2,500	2,500
Ending Fund Balance	808	640	-	-	-	-
Total Fund Requirements	983	1,108	2,250	2,500	2,500	2,500
ENVIRONMENTAL CLUB						
Ending Fund Balance	300	300	-	-	-	-
Total Fund Requirements	300	300	-	-	-	-
FORESTRY CLUB						
Materials and Services	156	350	2,000	2,500	2,500	2,500
Ending Fund Balance	512	627	-	-	-	-
Total Fund Requirements	668	977	2,000	2,500	2,500	2,500
GEOLOGY CLUB						
Materials and Services	3,621	344	3,500	4,000	4,000	4,000
Ending Fund Balance	594	520	-	-	-	-
Total Fund Requirements	4,215	864	3,500	4,000	4,000	4,000
HEALTHY MINDS CLUB						
Materials and Services	-	-	2,000	2,000	2,000	2,000
Ending Fund Balance	556	846	-	-	-	-
Total Fund Requirements	556	846	2,000	2,000	2,000	2,000

Agency Fund
Requirements by Fund

	Fiscal Year 2018 - 2019 ACTUAL Amounts	Fiscal Year 2019 - 2020 ACTUAL Amounts	Fiscal Year 2020 - 2021 ADJUSTED Budget	Fiscal Year 2021 - 2022 PROPOSED Budget	Fiscal Year 2021 - 2022 APPROVED Budget	Fiscal Year 2021 - 2022 ADOPTED Budget
INACTIVE CLUB FUND BALANCES						
Materials and Services	24	9	3,997	4,207	4,207	4,207
Ending Fund Balance	3,503	3,494	-	-	-	-
Total Fund Requirements	3,527	3,503	3,997	4,207	4,207	4,207
LIBRARY LOCKERS						
Materials and Services	-	169	-	-	-	-
Transfers Out	-	-	100	-	-	-
Ending Fund Balance	(82)	18	-	-	-	-
Total Fund Requirements	(82)	187	100	-	-	-
NATIONAL STUDENT ASSOC.						
Materials and Services	1,704	725	2,200	2,000	2,000	2,000
Ending Fund Balance	719	671	-	-	-	-
Total Fund Requirements	2,423	1,396	2,200	2,000	2,000	2,000
NERD HERD CLUB						
Materials and Services	-	114	2,000	1,500	1,500	1,500
Ending Fund Balance	-	315	-	-	-	-
Total Fund Requirements	-	429	2,000	1,500	1,500	1,500
NEW CLUB PROGRAM						
Materials and Services	9,288	3,196	17,500	13,500	13,500	13,500
Total Fund Requirements	9,288	3,196	17,500	13,500	13,500	13,500

Agency Fund
 Requirements by Fund

	Fiscal Year 2018 - 2019 ACTUAL Amounts	Fiscal Year 2019 - 2020 ACTUAL Amounts	Fiscal Year 2020 - 2021 ADJUSTED Budget	Fiscal Year 2021 - 2022 PROPOSED Budget	Fiscal Year 2021 - 2022 APPROVED Budget	Fiscal Year 2021 - 2022 ADOPTED Budget
NON-TRADES IN THE TRADES CLUB						
Materials and Services	-	-	1,000	1,500	1,500	1,500
Ending Fund Balance	-	300	-	-	-	-
Total Fund Requirements	-	300	1,000	1,500	1,500	1,500
PHI THETA KAPPA						
Materials and Services	8,339	2,470	8,250	8,200	8,200	8,200
Ending Fund Balance	679	1,897	-	-	-	-
Total Fund Requirements	9,017	4,367	8,250	8,200	8,200	8,200
POLY CLUB						
Materials and Services	-	-	1,310	1,800	1,800	1,800
Ending Fund Balance	310	310	-	-	-	-
Total Fund Requirements	310	310	1,310	1,800	1,800	1,800
PRE-HEALTH PROFESSIONALS CLUB						
Materials and Services	-	-	1,850	2,500	2,500	2,500
Ending Fund Balance	865	1,175	-	-	-	-
Total Fund Requirements	865	1,175	1,850	2,500	2,500	2,500
QUEER STUDENT ADVOCACY						
Materials and Services	323	104	2,300	3,000	3,000	3,000
Ending Fund Balance	885	1,071	-	-	-	-
Total Fund Requirements	1,209	1,175	2,300	3,000	3,000	3,000
RIVERHAWK WRENCHES						
Materials and Services	-	832	3,700	3,000	3,000	3,000
Ending Fund Balance	1,109	1,066	-	-	-	-
Total Fund Requirements	1,109	1,898	3,700	3,000	3,000	3,000

Agency Fund
Requirements by Fund

	Fiscal Year 2018 - 2019 ACTUAL Amounts	Fiscal Year 2019 - 2020 ACTUAL Amounts	Fiscal Year 2020 - 2021 ADJUSTED Budget	Fiscal Year 2021 - 2022 PROPOSED Budget	Fiscal Year 2021 - 2022 APPROVED Budget	Fiscal Year 2021 - 2022 ADOPTED Budget
SKILLS USA						
Materials and Services	2,981	372	5,000	5,800	5,800	5,800
Ending Fund Balance	1,886	1,774	-	-	-	-
Total Fund Requirements	4,867	2,146	5,000	5,800	5,800	5,800
UCC ARMORED ARTS CLUB						
Ending Fund Balance	197	197	-	-	-	-
Total Fund Requirements	197	197	-	-	-	-
UCC LEAGUE OF LEGENDS						
Materials and Services	-	-	845	-	-	-
Ending Fund Balance	345	345	-	-	-	-
Total Fund Requirements	345	345	845	-	-	-
UCC SOCIAL JUSTICE LEAGUE						
Materials and Services	-	-	600	-	-	-
Ending Fund Balance	100	100	-	-	-	-
Total Fund Requirements	100	100	600	-	-	-
VETERANS OF UCC						
Materials and Services	-	79	4,500	4,500	4,500	4,500
Ending Fund Balance	1,976	2,405	-	-	-	-
Total Fund Requirements	1,976	2,484	4,500	4,500	4,500	4,500
TOTAL REQUIREMENTS	77,456	63,581	110,457	121,553	121,553	121,553

Legal Notices

Affidavit of Publication

The News-Review
OF DOUGLAS COUNTY

Roseburg, Oregon

ISSUED DAILY EXCEPT MONDAY

STATE OF OREGON }
COUNTY OF DOUGLAS } ss.

I, BRENDA FISCHER, being first duly sworn, depose and say that I am the CHIEF FINANCIAL OFFICER, of The News-Review, a newspaper of general circulation, as defined by ORS 193.010 and 193.020; printed and published at Roseburg in the foresaid county and state; that the _____

6845 Legal Notice of Budget Committee Meeting printed copy of which is hereto annexed, was published in the entire issue of said newspaper for 1 successive and consecutive weeks in the following issue:

March 21, 2021

The fee actually charged by such newspaper for such publication is \$146.25

Subscribed and sworn to before me this 25th day of March, 2021.

Notary Public of Oregon



A Use this notice if public comment will be taken at this meeting.

NOTICE OF BUDGET COMMITTEE MEETING

A public meeting of the Budget Committee of the Umpqua Community College Douglas State of Oregon, to discuss the budget for the fiscal year July 1, 2021 to June 30, 2022, will be held at Umpqua Community College - Live Online facebook.com/umpquacc. The meeting will take place on April 8, 2021 at 6:00 a.m. p.m.

The purpose of the meeting is to receive the budget message and to receive comment from the public on the budget. This is a public meeting where deliberation of the Budget Committee will take place. Any person may appear at the meeting and discuss the proposed programs with the Budget Committee.

A copy of the budget document may be inspected or obtained on or after March 29, 2021 at www.umpqua.edu/budget-documents between the hours of 12:00 a.m. p.m. and 11:59 a.m. p.m.

Due to the COVID-19 pandemic, UCC is closed to the community. The budget document is available online only or through request to Katie.Workman@Umpqua.edu

150-504-073-1 (Rev. 11-16)
#6845 Pub. Dates: March 21, 2021

Affidavit of Publication

The News-Review
OF DOUGLAS COUNTY
Roseburg, Oregon

ISSUED DAILY EXCEPT MONDAY

STATE OF OREGON }
COUNTY OF DOUGLAS } ss.

I, BRENDA FISCHER, being first duly sworn, depose and say that I am the CHIEF FINANCIAL OFFICER, of The News-Review, a newspaper of general circulation, as defined by ORS 193.010 and 193.020; printed and published at Roseburg in the aforesaid county and state; that the

#6927 Legal Notice of Budget Hearing


a printed copy of which is hereto annexed, was published in the entire issue of said newspaper for 1 successive and consecutive weeks in the following issue:

April 25, 2021

The fee actually charged by such newspaper for such publication is \$427.00

Subscribed and sworn to before me this 30th day of April, 2021 by Lydia Charlotte Allen.

Notary Public of Oregon



FORM CC-1 NOTICE OF BUDGET HEARING			
A public meeting of the Umpqua Community College Board of Education will be held on May 12, 2021 at 4:30 pm. Due to current State operational guidelines, a virtual meeting will occur. Public comments may be submitted to Robynne.Wilgus@umpqua.edu up until the start of the meeting and they will become part of the record. Please include your name, address and city of residence. The meeting will be live on www.facebook.com/umpquaoc. The purpose of this meeting is to discuss the budget for fiscal year beginning July 1, 2021 as approved by the Umpqua Community College External Budget Committee. A summary of the budget is presented below. A copy of the budget may be inspected or obtained online at www.umpqua.edu/budget-document. This budget is for an annual budget period. This budget was prepared on a basis of accounting that is the same as the basis of accounting used during the preceding year.			
Contact	Telephone number	E-mail	
Katie Workman	541-440-7861	Katie.Workman@umpqua.edu	
FINANCIAL SUMMARY - RESOURCES			
TOTAL OF ALL FUNDS	Actual Budget 2019 - 2020	Adopted Budget This Year: 2020 - 2021	Approved Budget Next Year: 2021 - 2022
1. Beginning Fund Balance	15,980,954	11,568,397	14,339,975
2. Current Year Property Taxes, other than Local Option Taxes	3,836,916	3,933,793	4,075,622
3. Current Year Local Option Property Taxes	0	0	0
4. Tuition & Fees	6,137,741	6,486,871	5,347,184
5. Other Revenue from Local Sources	4,316,098	7,302,174	6,506,255
6. Revenue from State Sources	15,433,820	18,177,320	16,029,680
7. Revenue from Federal Sources	8,295,089	12,933,369	17,254,046
8. Interfund Transfers	2,673,074	2,489,464	3,164,374
9. All Other Budget Resources	8,499,109	2,780,612	1,931,785
10. Total Resources	65,172,801	65,672,000	68,648,900
FINANCIAL SUMMARY - REQUIREMENTS BY OBJECT CLASSIFICATION			
11. Personnel Services	20,499,685	22,235,862	21,954,791
12. Materials & Services	6,570,029	18,122,134	16,436,883
13. Financial Aid	9,143,452	11,421,844	13,335,706
14. Capital Outlay	143,818	488,785	705,154
15. Debt Service	12,955,035	1,685,556	1,656,359
16. Interfund Transfers	2,673,074	2,489,464	3,164,374
17. Operating Contingency	0	1,579,992	1,696,773
18. All Other Expenditures	0	0	0
19. Unappropriated Ending Fund Balance & Reserves	13,187,708	7,648,363	9,698,861
20. Total Requirements	65,172,801	65,672,000	68,648,900
FINANCIAL SUMMARY - REQUIREMENTS AND FULL-TIME EQUIVALENT EMPLOYEES (FTE) BY FUNCTION			
Function	Full-Time Equivalent Employees (FTE) for Function		
Instruction	10,381,344	13,552,323	12,765,517
FTE	113.01	125.73	125.82
Instructional Support	2,640,244	3,568,327	3,393,757
FTE	23.56	20.51	24.02
Student Services other than Student Loans & Financial Aid	6,020,993	8,072,718	7,371,752
FTE	70.72	66.10	60.14
Student Loans and Financial Aid	9,244,442	12,089,818	13,442,753
FTE	0	0	4.90
Community Services	697,067	1,331,771	381,371
FTE	1.91	11.35	3.82
College Support Services other than Facilities, Acquisition & Construction	7,145,750	12,786,251	14,138,739
FTE	63.41	63.64	55.34
Facility Acquisition & Construction	227,144	867,417	938,644
FTE	0	0	0
Interfund Transfers	2,673,074	2,489,464	3,164,374
Debt Service	12,955,035	1,685,556	1,656,359
Operating Contingency	0	1,579,992	1,696,773
Unappropriated Ending Fund Balance and Reserves	13,187,708	7,648,363	9,698,861
Total Requirements	65,172,801	65,672,000	68,648,900
Total FTE	272.60	287.33	273.74
STATEMENT OF CHANGES IN ACTIVITIES and SOURCES OF FINANCING FROM LAST YEAR			
General Fund Highlights: Resources are budgeted at \$30.5 million. Tuition and fees revenues are \$5.3 million, reflecting a 10% decrease in credit enrollment. Investments are being made toward strategic priorities as identified in the College's revised Resource Allocation process and transfers to reserves for future deferred maintenance, IT infrastructure and strategic investments. Operating Contingency and Reserves are budgeted separately totaling 30% of the operating budget not including transfers as the College continues to stabilize the financial position. Grant and Contracts Fund Highlights: Budgeted at \$10.5 million for FY2022, which reflects an increase from the previous year as a result of the federal stimulus awards for aiding the institution in operational adjustments due to COVID-19. Administratively Restricted Fund: increased slightly as a result of transfer in from the general fund to build reserves for future use for strategic investments and IT infrastructure. Financial Aid is funded mainly by Federal and State student aid programs. 70% of UCC students currently receive financial aid.			
PROPERTY TAX LEVIES			
	Rate or Amount Imposed	Rate or Amount Imposed	Rate or Amount Approved
Permanent Rate Levy (Rate Limit \$0.4551 Per \$1000)	0.4551	0.4551	0.4551
Local Option Levy			
Levy for General Obligation Bonds			
STATEMENT OF INDEBTEDNESS			
Long Term Debt	Estimated Debt Outstanding on July 1	Estimated Debt Authorized, but not Incurred on July 1	
General Obligation Bonds	n/a	n/a	
Other Bonds	\$9,220,000	n/a	
Other Borrowings	\$2,725,447	n/a	
Total	\$11,945,447		

#6927 Pub. Dates: April 25, 2021