



# Adopted Budget Document



umpqua community college

## 2020-2021 Budget Committee

<p><b>Zone 1</b> Hop Jackson Twila McDonald</p>	<p><b>Term Expiration</b> June 2021 June 2023</p>
<p><b>Zone 2</b> Sandy Henry Doris Lathrop</p>	<p><b>Term Expiration</b> June 2020 June 2023</p>
<p><b>Zone 3</b> Tom Davidson David Littlejohn</p>	<p><b>Term Expiration</b> June 2020 June 2023</p>
<p><b>Zone 4</b> Sally Dunn Erica Mills</p>	<p><b>Term Expiration</b> June 2021 June 2021</p>
<p><b>Zone 5</b> Rex Stevens Guy Kennerly</p>	<p><b>Term Expiration</b> June 2020 June 2021</p>
<p><b>Zone 6</b> Joelle McGorty Randy Richardson</p>	<p><b>Term Expiration</b> June 2020 June 2023</p>
<p><b>Zone 7 (at large)</b> Matt Fullerton Steve Loosley</p>	<p><b>Term Expiration</b> June 2021 June 2021</p>

## Table of Contents

### General Information

About Umpqua Community College	3		
Board of Education	5	Special Revenue Fund	
Organizational Chart	6	Grants & Contracts	87
Budget Structure and Functions	7	Administratively Restricted	109
Funds	8		
Revenue Sources	9		
Expense Functions	10	Financial Aid Fund	135
Expenditure Categories	11		
Budget Planning	12	Capital Projects Fund	141
Budget Development Process	13		
President's Message	15	Debt Service Fund	151
Office & Division Profiles	16		
Budget Highlights	39	Insurance Fund	153
Budget Message Addendum	42		
		Enterprise Fund	155
General Fund	43		
Instruction	58	Internal Service Fund	165
Instructional Support	68		
Student Services	72	Agency Fund	167
College Support Services	77		
Financial Aid	83	Legal Notices	177
Plant Operations & Maintenance	84		

## General Information

### About Umpqua Community College

Umpqua Community College is a comprehensive public community college located in Douglas County in southwestern Oregon. The College District was established in 1964 by a vote of its residents. Umpqua strives to make quality post-secondary education affordable and accessible to district residents. The college offers transfer programs, and strong career and technical programs in business, computer science, engineering, human services, and nursing. Its auto mechanics program is certified and sponsored by Toyota. UCC also provides adult basic education, workforce development and truck driving programs at off-site campus locations as well as offering a unique, one-year certificate program in viticulture and wine-making through the Southern Oregon Wine Institute.

The main campus is comprised of 19 buildings located on park-like grounds at 1140 Umpqua Community College Road, Roseburg; and an additional 4 off-site campus locations:

- H. Woolley Adult Basic Education Center located at 1634 W. Harvard, Roseburg,
- Umpqua Small Business Development Center located at 522 SE Washington Ave, Roseburg,
- South Umpqua School District Administration Building located at 558 Chadwick Lane, Myrtle Creek,
- Commercial Driving License Truck Shop located at 6482 Dole Road, Myrtle Creek.

The College District comprises 109,405 residents within the 5,062 square mile area of Douglas County. Douglas County is classified as isolated, rural and economically distressed. The largest population center is Roseburg (pop. 22,321); the majority of residents live in towns with populations of less than 6,000 or in the rural, unincorporated areas between these small towns.

The college serves more than 13,500 unique students each year of which approximately 3,300 are credit students. The main campus is located six miles north of Roseburg on 100 acres of donated land overlooking the North Umpqua River.

Umpqua is accredited by the Northwest Commission on Colleges and Universities. Specialized accreditation has also been granted by the National Automotive Training and Educational Foundation, the Commission on Dental Accreditation and the Committee on Accreditation of Educational Programs for the Emergency Medical Services Professions.

### Our Mission

Umpqua Community College transforms lives and enriches communities.

### Our Vision

Umpqua Community College will be a model for educational innovation, empowering all students to contribute to an ever-changing, diverse world with confidence, competence, and compassion.

## Strategic Plan Goals

1. Improve institutional climate, cultures and efficiency.
2. Increase high-quality, relevant education opportunities through innovative and specialized academic programming
3. Implement an enrollment management plan that supports student success from recruitment through program progression, completion of programs, and transfer or entry to the workforce.
4. Improve integration of the College with the community.

UCC's Strategic Plan: <https://umpqua.edu/strategic-plan>

## Affirmative Action Policy

Umpqua Community College complies with Title VI and VII of the Civil Rights Act of 1964, Equal Employment Act of 1965, Age Discrimination in Employment Act of 1967, Title IX of the Educational Amendments of 1972, Section 504 of the Rehabilitation Act of 1973, the Vietnam Era Readjustment Assistance Act of 1974, the Americans with Disabilities Act of 1990, the Family Medical Leave Act of 1993, among other State and Federal Laws related to employment. Review and affirmation of college compliance will be held periodically.

Umpqua Community College does not discriminate on the basis of race, color, religion, gender, sexual orientation, marital status, age, national origin/ancestry, disability, family relationship or any other protected status in accordance with applicable law. The College's commitment to nondiscrimination applies to curriculum activity and all aspects of operation of the College.

## Board of Education

Seven elected, unpaid Board of Education members have primary authority to establish policies governing the operation of the college and to adopt its budget. Their charge is to encourage the development of programs and services that will best serve the needs of College District constituents.

**Zone 1**  
Twila McDonald

**Zone 2**  
Doris Lathrop

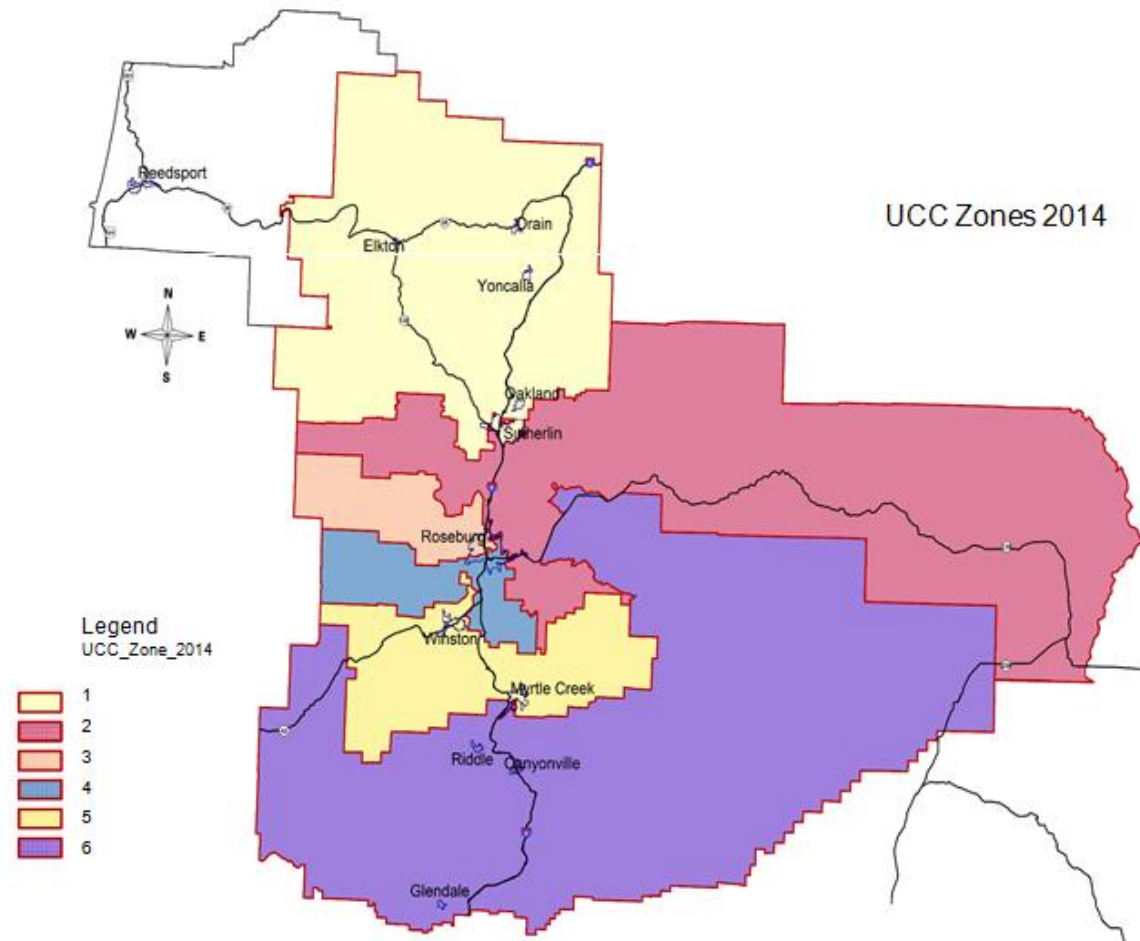
**Zone 3**  
David Littlejohn

**Zone 4**  
Erica Mills

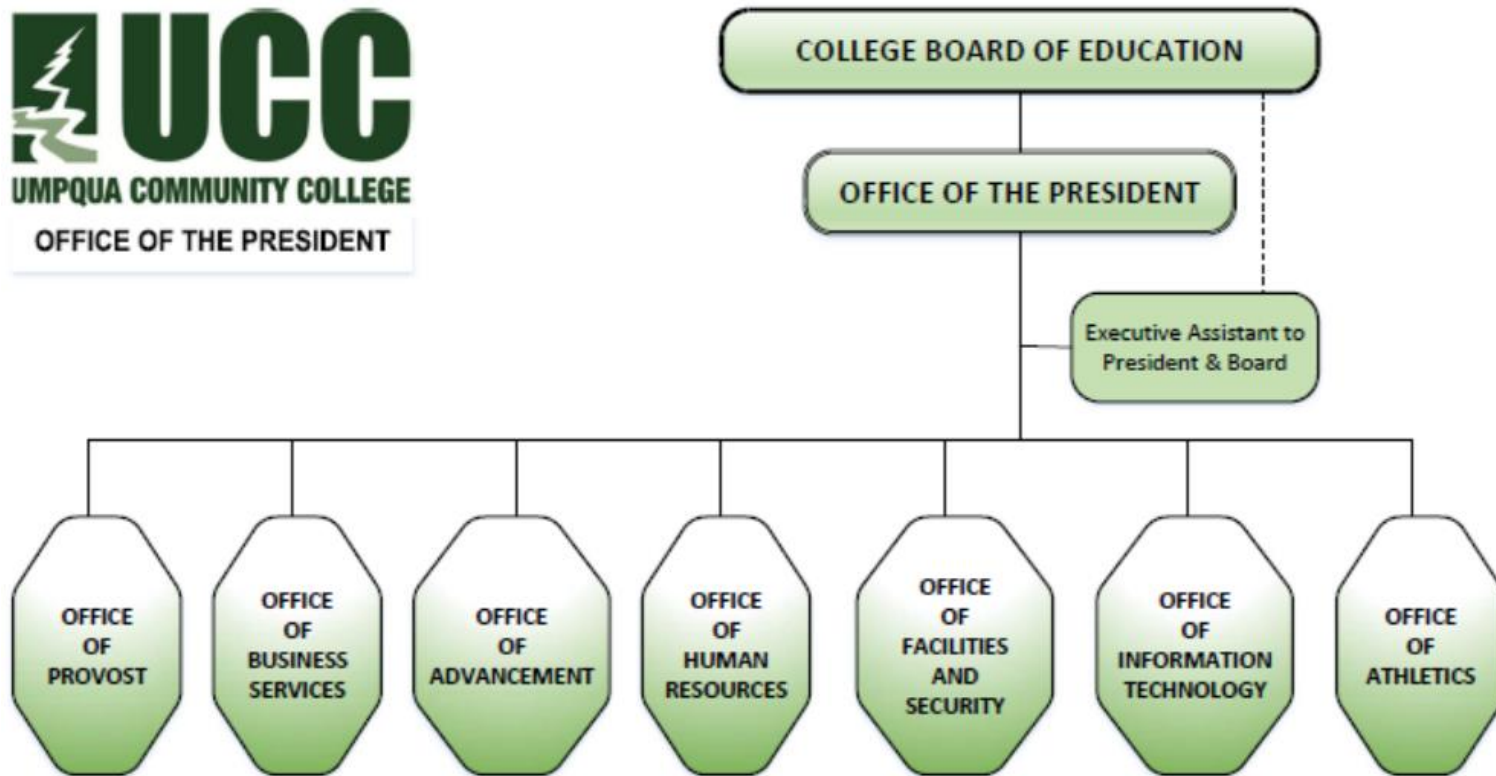

**Zone 5**  
Guy Kennerly

**Zone 6**  
Randy Richardson

**Zone 7 (at large)**  
Steve Loosley



# Organizational Chart



Dec, 2019

## Budget Structure and Functions

### Basis of Budgeting

For the budget document, Oregon Budget Law requires that a modified accrual basis of accounting is used, which determines when and how transactions or events are recognized. This means “revenues are reported when earned, expenditures are reported when the liability is incurred and taxes are accounted for on a cash basis, i.e. when received. The result is that carryovers of financial obligations from year-to-year are precluded and projections of anticipated revenue are not inflated.”

The college budgets all college funds required to be budgeted, the General Fund and all Auxiliary Funds, in accordance with the Oregon Local Budget Law on a Non-GAAP budgetary basis, whereas Generally Accepted Accounting Principles (GAAP) provides the structure for the basis of accounting used for financial statement reporting. The differences between GAAP and the budgetary basis of accounting generally concern timing of recognition of revenues and expenditures. Thus, there are no differences between fund structure in the financial statements and the budget document.

Under GAAP, the basic financial statements are reported using the economic resources measurement focus and accrual basis of accounting. Revenues are recorded when earned and expenses are recorded at the time liabilities are incurred, regardless of when the related cash flows take place. Property taxes are recognized as revenues in the years in which they are levied. Grants and other similar types of revenue are recognized as soon as all eligibility requirements imposed by the grantor have been met.

Material timing differences in expenditures between GAAP and the budgetary basis of accounting include capital expenditures, which under GAAP are allocated to depreciation expense over a specified period of time. In the budget document, capital expenditures are assigned in full to operations expense. With respect to debt service, payments to principal reduce the liability on the financial statements while interest payments are expensed. Under the budgetary basis of accounting both principal and interest are expensed to operations within the fiscal year.



## Funds

Umpqua Community College's budget is segregated into the following funds, appropriated by the Board of Education. Each fund is independently budgeted, operated and accounted for. The college's primary budgeting and operational funds are the General Fund (I) and the Special Revenue Fund – Administratively Restricted (II b).

### General Fund

Includes activities directly associated with operations related to the college's basic educational objectives.

### Special Revenue Fund

Accounts for revenue sources that are legally restricted to expenditures for specific purposes.

#### a) Grants & Contracts

A special revenue fund used to budget and account for grants, contracts and projects funded from federal, state, and local agencies. Funds are restricted to the purpose designated by the grantee.

#### b) Administratively Restricted

A special revenue fund used to account for specific programs where monies are administratively restricted. Activities recorded in this fund generate revenue primarily through specifically assessed tuition and fees, or through other revenue-generating activities.

### Financial Aid Fund

Used for the provision of grants, stipends, and other aid to enrolled students.

### Capital Projects Fund

Used for the acquisition of land, new construction, major remodeling projects, and major equipment purchases.

### Debt Service Fund

Accounts for the accumulation resources for, and payment of, general long-term debt, principal and interest.

### Insurance Fund

Accounts for payments to the Oregon Employment Division for unemployment benefits paid to terminated employees. Payments are also made to early retirees for medical insurance premiums from this fund. Principal revenues are transfers from the General Fund and investment earnings.

### Enterprise Fund

Includes activities that furnish goods or services to students, staff, or the public, for which charges or fees are assessed that are directly related to the cost of the good or service provided.

### Internal Service Fund

Includes functions that exist primarily to provide goods or services to other instructional or administrative units of the college. The funds in this category are Motor Pool, Copiers and PERS Reserve.

### Agency Fund

Used to budget and account for the activities of the Associated Students of Umpqua Community College (ASUCC) student government, student clubs and outside agencies for which the College is acting as a fiscal agent. Each of the funds is accounted for separately.

## Revenue Sources

### Intergovernmental

Also known as total public resources, intergovernmental resources include Umpqua's allocation of community college funding from the State of Oregon, resources from various unrestricted federal, state and local contracts, and local property tax revenue. **State community college funding resources** are determined by the state legislature's funding distribution formula and are calculated on a biennial basis. **Federal, state, and local unrestricted resources** are budgeted using statistical trend analysis. **Property tax** revenue is determined by annual property tax levy and is budgeted using estimates provided by the state and through statistical trend analysis.

### Tuition

Credit tuition is generated by assessing students' per-credit-hour rates. Non-credit tuition is generated by charging varying rates per course, based on course costs and market forces. Tuition resources are budgeted based on enrollment projections developed by the college's Institutional Research department.

### Instructional Fees

Instructional fees are generated by assessing students for course-related expenses. Some instructional fees are administratively restricted resources that are tied specifically to instructional expenditures and might not be available for general allocation. Departmental instructional fees are established based on estimated materials and services costs and are approved by the Board of Education. Instructional fees are budgeted based on enrollment projections that are developed by the college's Institutional Research department and historical trend analysis.

### Interest Income

Interest income is derived from investment of operating capital in excess of daily requirements.

### Fees (Non-Instructional)

Non-instructional fees are generated by assessing students for non-instructional expenses such as student body and technology fees. Individual fee amounts are approved by the Board of Education and budgeted based on enrollment projections and historical trend analysis.

### Sale of Goods and Services

Sales of Goods and Services are generated through the college's Auxiliary Services, including such units as the Bookstore and Food Services. Sale of Goods and Services revenue is budgeted based on historical trends and factors in known variables.

### Other Resources

Include resources from various activities such as finance charges, insurance proceeds, sales of equipment, enforcement fees and other nominal, one-time miscellaneous amounts. Budgeting is based on historical trend analysis.

---

## Expense Functions

### Instruction

Expenditures for all activities that are part of the college's instructional programs.

### Instructional Support

Expenditures for activities carried out primarily to provide support services that are an integral part of the college's instructional programs. This category includes the media and technology employed by these programs as well as the administrative support operations that function within the various instructional units, and the retention, preservation, and display of materials. It also includes expenditures for chief instructional officers and their support where their primary assignment is administration.

### Student Services

Expenditures for admissions, registration, record keeping, and other activities whose primary purpose is to contribute to students' well-being and to students' development outside the context of the formal instructional program.

### College Support Services

Expenditures for activities whose primary purpose is to provide operational support for the ongoing operation of the college, excluding physical plant operations. Expenses include, for example, executive management, fiscal operations, administrative and logistical services, and community relations.

### Plant Operations and Maintenance

Expenditures for the operation and maintenance of the physical plant. It includes services related to campus grounds and facilities, utilities, and property insurance. (Adopted together with College Support Services but reported separately for tracking purposes)

### Financial Aid

Expenditures for loans, grants and trainee stipends to enrolled students.

### Community Services

Expenditures for activities established primarily to provide non-instructional services to groups external to the college. One such activity involves making available to the public various resources and unique capabilities that exist within the college.

### Facility Acquisition

Expenditures for land, land improvement, buildings, and major remodeling and renovation that is not a part of normal plant operation and maintenance.

### Debt Services

Expenditures for the accumulation resources for, and payment of, general long-term debt, principal and interest.

### Contingency

A budget account (not for expenditures) to provide for contingencies and unanticipated items, or to hold funds for future distribution. This function may also be used to provide expenditure authority for obligations created but not expended in previous years.

### Reserves

A budget account used to hold funds for future spending.

## Expenditure Categories

### Personnel Services

Personnel Services expenditures include all full-time and part-time payroll plus other payroll expenses (OPE). Payroll is budgeted using actual position lists, factoring in performance and cost of living adjustments, and any anticipated contract changes to union wage schedules. OPE rates are budgeted using benefits cost projections, including amounts for various employment-related taxes, health and life insurance premiums, retirement fund contributions, and other direct employee benefits.

### Materials & Services

Materials & Services expenditures include items such as office support supplies for instructional and operations departments, non-capitalized equipment, travel and maintenance. Materials & Services is budgeted using historical trend analysis.

### Financial Aid

Financial Aid expenditures include tuition waivers and federal, state, or private financed scholarships or grants.

### Capital Outlay

Capital Outlay expenditures include all equipment purchases with a single item cost in excess of \$5,000 and with a useful life exceeding one year.

### Transfers

Inter-fund transfers include resource funding of specific amounts to another fund for an identified purpose. The majority of transfers occur in the General Fund and include items such as transfers to the Financial Aid Fund to cover institutional scholarships and institutional match obligations, and transfers to the Capital Projects Fund for capital repairs and improvements, special projects, capital reserves and deferred maintenance.

### Contingency

A budget account (not for expenditures) to provide for contingencies and unanticipated items, or to hold funds for future distribution. This function may also be used to provide expenditure authority for obligations created but not expended in previous years.

### Reserves

A budget account used to hold funds for future spending.

## Budget Planning and Resource Allocation

Budget planning and resource allocation at Umpqua Community College is a transparent and participative process that involves all campus constituencies.

### Level I: Faculty and Staff

All faculty and staff members have the opportunity to provide their respective directors with input regarding the budget and requests for additional resources necessary for operational support of strategic priorities.

### Level II: Directors

Directors will take feedback from faculty and staff into consideration when preparing budget requests to the Senior Leadership Team.

### Level III: Senior Leadership Team

The Senior Leadership Team is responsible for communicating budget information to campus constituencies, and reviewing and prioritizing addition and reduction recommendations. The Senior Leadership Team will prioritize the requests from Level II.

### Institutional Effectiveness Committee

The Institutional Effectiveness Committee ensures that resource allocation and budget planning processes are followed, aligned with the strategic plan, implemented, and assessed.

### Forums for Staff and Students

The Chief Financial Officer, Provost and President hold various forums in which budget updates are provided to the campus and questions are answered and concerns are addressed.

### Budget Committee (External)

The External Budget Committee consists of community members who have responsibility for recommending budget approval to the Board of Education.

### Board of Education

The Board of Education is responsible for reviewing and approving the proposed budget development framework, advising the administration on proposed addition and reduction recommendations, and approving the final list of additions and reductions.

## Budget Development Process

In the budget development process outlined below, Umpqua Community College follows Oregon Local Budget Law. In addition to providing a financial plan for fiscal year revenues and expenses, Umpqua's budget document outlines programs and initiatives and implements controls on spending authority. The budget development process is designed to encourage citizen input and public opinion about college programs and fiscal policies.

- I. August
  - Develop criteria and fiscal indicators
  - Request Board discussion at retreat of parameters
- II. September
  - September 11 (W): Board to give parameters
  - Strategic priorities identified
  - Adjust criteria if needed
  - Follow up with IEC if needed
  - September 16-20 (M-F): Provide budget development training and information to campus
- III. October
  - October 2-8 (W-T): Provide additional training/information sessions to campus and introduce additional resource request process (Resource Allocation for strategic plan/priorities)
  - First revenue and enrollment projections established
  - October 9-11 (TH-F): Send budget worksheets
  - October 21-25 (M-F): Schedule meetings with all level I budget managers to go over budget development
- IV. November
  - November 3 (SU): All level I budgets due to level II
  - November 11-15 (M-F): Schedule meetings with all level II budget managers to go over budget development
  - November 24 (SU): All level II budgets due to level III
  - Review revenue and enrollment projections
- V. December
  - December 4-10 (W-T): Schedule meetings with all level III budget managers as needed to go over budget development
  - Review budget development data elements and criteria
  - Review budget execution from prior year process
  - December 11 (W): Confirm budget committee appointments and present tuition and fee increases to the Board
  - December 15 (SU): ALL budgets and resource requests due from level III to Budget Manager (no extensions)
  - IEC reviews and applies rubric to resource requests for Strategic Plan/Priorities
- VI. January
  - Review revenue and enrollment projections
  - January 8 (W): Draft budget document complete and to SLT for review
  - January 15 (W): IEC Resource Allocation rubric results presented to SLT further assessment and allocation of resources

- Balancing budget options by Senior Leadership Team to ensure support of strategic priorities
- VII. February
  - Finalize proposed budget
  - February 17 (M): Send 1<sup>st</sup> “Notice of Budget Committee Meeting” for publication in newspaper on February 23
  - SLT shares Resource Allocation report
- VIII. March
  - Continue monitoring revenue and enrollment projections
  - March 2 (M): Publish 2<sup>nd</sup> “Notice of Budget Committee Meeting” on UCC Website
  - March 12 (TH): Hold first External Budget Committee Meeting
  - March 23 (M): Send “Notice of Budget Hearing” (Via Newspaper and website) for publication on March 29
  - March 26 (TH): Hold second External Budget Committee Meeting if needed
  - Provide budget update to campus
- IX. April
  - April 8 (W): Hold Public Budget Hearing
- X. May
  - May 13 (W): The Board adopts the budget
  - May 13 (W): Appoint Budget Office and budget committee for next budget year
- XI. June
  - Budget data is loaded into management system
  - Budget is made available on the Web
  - Budget is posted as required by law
  - Hold budget process debriefing
- XII. July
  - Submit tax certification documents to the assessor by July 15
  - Submit copy of complete budget document to county clerk by July 15

## 2020-2021 Budget Message - Dr. Debra Thatcher, UCC President March 2020

The campus community is pleased to present a balanced budget proposal for the 2021 fiscal year. Because we are in the middle of the biennium, we started our work with a better indication of next year's state allocation than we had at this time last year. This biennium brought an increase in funding to community colleges, but we were not funded at our "current service level;" consequently, we have been conservative in our spending and budgeting, thinking strategically and being mindful of long-term consequences of today's decisions.

As part of our institutional effectiveness work this year, we developed a new process for resource allocation. In this process, budget managers who recognized a need for strategic funding beyond their current budgets, or who determined a need for a new position, provided a strategic resource request. We made it clear that strategic resource allocation requests would not be funded through any additional funds, but rather, through allocating available funding differently across all departments to meet UCC's most pressing strategic needs.

The resource requests went through two rounds of review using rubrics designed to measure strategic and fiscal impact. Ultimately, the requests were put into the context of overall campus needs and placed in three categories related to the strategic plan: positive impact on enrollment (recruitment and/or retention), increase in efficiencies, and compliance with state and federal regulations and laws. From those categories, and with sustainability in mind, the requests with the strongest scores were prioritized. As a result of this process and by tapping the general fund, administratively restricted funds, and Foundation funds, we were able to add positions (including three faculty positions), athletic teams, professional development, software, and materials that will be crucial for fulfilling our mission and meeting our strategic goals.

As we look ahead to the next biennium, a time when once again we are uncertain of legislative funding, the campus is examining ways to be more financially sustainable. We are continuing our strategic energy management work; examining our academic programs – what we offer and how we offer them; finding ways to use technology and software to be more efficient in our operations; and finding new ways to work with the public schools, industry, and business. Our goal is to find new ways of doing business that generate revenue, reduce spending, and assure that we fulfill our mission. We have the expertise, creativity, and motivation to re-invent ourselves.

We look forward to review, discussion, and feedback on this budget proposal.



Debra H. Thatcher, Ph.D.  
President Umpqua Community College



## Office of the President

### **Purpose:**

The mission of the President's Office is to advance UCC's strategic direction in order to achieve the College's vision and fulfill its mission. The President's Office collaborates with internal and external entities to meet the educational needs of the College's district and provides support and information for the College's Board of Education. By maintaining open lines of communication with students, employees and members of the public, the President's Office promotes a friendly, approachable, and positive environment. Visit [Office of the President](#)

### **President:**

Central to the President's role is the advancement of the educational mission of the College so that students can achieve their educational and career goals. The President promotes a democratic, participatory decision-making process and fosters an inclusive, equitable campus culture. Included in the President's authority is directing the overall operation and administration of the College, in accordance with the mission and goals of the College, the Board of Education's policies and procedures, the regional accreditor's standards, and applicable laws and regulations. In cooperation with the Board and the College employees, the President enhances public relations by representing the College to the public, community organization, other schools business and industry, and local and state government.

### **2020-2021 Activities**

- The Office of the President will meet with external entities to promote the College; provide guidance for institutional effectiveness and strategic planning; and supply supplemental funding for employee development, leadership development, student success, and promotion of diversity/equity/inclusion.

## Office of the Provost

### **Purpose:**

The Office of the Provost embodies the academic, enrollment, and student services operations of the college, in addition to campus-wide institutional research, college-wide compliance, assessment, and accreditation initiatives. Visit [Office of the Provost](#)

### **Description:**

**Provost:** The Provost works collaboratively with the President, administrative leaders, and faculty to bridge operations of the college in order to successfully deliver transformational educational opportunities. With a focus on quality educational experiences, the Office of the Provost promotes innovative teaching and learning, engaging scholarship, intentional academic support, and purposeful student services to ensure students have every opportunity to achieve success at Umpqua Community College and beyond.

### **Areas of Operation:**

Community Education & Partnerships  
Enrollment Management  
Instruction  
Institutional Effectiveness  
Student Services

---

## Division of Community Education and Partnerships

### Description:

**Dean of Community Education & Partnerships:** The Dean of Community Education and Partnerships is responsible for establishing, growing, promoting, and sustaining viable community education programs, services, and partnerships within Douglas County and the City of Roseburg.

**Adult Basic Skills:** The UCC basic skills program prepares adult students to be college and career ready, to the 12th grade/high school graduation level. Instruction is offered in reading, writing, mathematics, science, social studies, critical thinking, and job skills preparation via our GED®, Skills Review, and English Language Acquisition/English as a Second Language (ELA) programs. Visit [Adult Basic Skills](#)

**Apprenticeship:** is the link between Umpqua Community College, Oregon Labor and Industries – Apprenticeship Training Division (OLI-ATD), state-registered Training Agents (employers) and state-registered apprentices enrolled at Umpqua Community College for related training. We provide advising services to apprentices for their journeyman training, certificates and applied associate of science degrees. We also oversee compliance with state and federal laws and rules governing apprenticeship for the local apprenticeship committees per language in the Supplemental Services Contract. Revenues from this contract assist with funding staff for Apprenticeship, space rent for the Apprenticeship Training Center and needed equipment and supplies. The mission of the Umpqua Community College – Apprenticeship Program is to progressively maintain and develop labor market driven pre-apprenticeships and apprenticeships to continue to satisfy our internal and external customers. Visit [Apprenticeship](#)

**Care Connections & Education:** Care Connections & Education offers technical assistance along with many of the classes needed to become a licensed child care provider. You can find answers to some of the most commonly asked questions here, but please don't hesitate to call our office to talk with a consultant about anything child care related. We are here to help and our services are free! Visit [Care Connections & Education](#)

**Community & Workforce Training:** Community & Workforce Training (CWT) classes help you enhance skills for work, explore a personal interest or gain valuable safety and health training for you, for your job or for the community. We offer hundreds of credit and non-credit classes to help you discover your passion! Visit [CWT](#)

**Job Opportunity Basic Skills:** The goal of the Umpqua Community College *Job Opportunities and Basic Skills* (JOBS) Program is to enable individuals to make the transition from public assistance to self-sufficiency. Students are referred by the Oregon Department of Human Services and work with JOBS Career Advisors to develop individual programs that help prepare them for full-time, unsubsidized employment. Visit [JOBS](#)

**Small Business Development Center:** Visit [Small Business Development Center](#)

**Southern Oregon Wine Institute:** The Southern Oregon Wine Institute (SOWI) supports and promotes the Oregon wine industry and enriches the community through seminars, partnerships, research based academic programs, and a wine tasting room offering wines made on site and by other regional wineries. SOWI offers certificate and degree programs related to wine grape growing, winemaking, and wine marketing. SOWI also provides an incubator winery for startup wineries, provides custom winemaking services, and provides support and advocacy for the Oregon wine industry. Visit [SOWI](#)

## Division of Enrollment Management

### **Purpose:**

The Office of Enrollment Management guides students through all stages of their college exploration and enrollment journey by working to break down barriers through planned activities, use of data, and quality service. Visit [Enrollment Management](#)

### **Description:**

**Dean of Enrollment Management:** The dean oversees all stages of onboarding, from initial inquiry to first term of enrollment; develops and implements the Enrollment Management Plan around recruitment and retention; monitors key data on enrollment trends and works with faculty and staff to understand that data; works with Special Projects and grant work that aids in the success of students from under-privileged populations, and oversees the work of college transitions, financial aid, testing, admissions, and recruiting.

**College Transitions:** College Transitions works primarily with high school age students taking college classes, including dual credit, Expanded Options, and those who come out and pay on their own. This work includes getting teachers approved, working with faculty to align curriculum, admitting and registering students, and doing advising. In addition, College Transitions handles Career Pathways work and some special projects that help students successfully transition into UCC. Visit [College Transitions](#)

**Enrollment Advising/Admissions:** The Enrollment Advisors process all college admissions, but also have a territory of the county to work with schools, businesses and community members. In addition, they assist with orientation; make presentations to the community; and help with all recruitment events. In addition, Enrollment Advisors help students one-on-one through the initial phases of onboarding, so they don't get lost while figuring out placement testing needs, how to access their accounts, financial aid and scholarships, and what major is best for their goal. Visit [Admissions](#)

**Recruitment:** The Recruitment Coordinator is the key contact for all campus inquiries, events, college fairs, and campus visits. In addition, she is the primary facilitator of orientation, co-leads the Admissions office, develops strong partnerships with community members and high schools, works to ensure students successfully transition to Academic Advising, and collaborates closely with faculty and staff to promote their programs. Visit [Recruiting](#)

**Financial Aid/Veterans:** Office manages all Federal student aid, including grants, loans and work–study programs, State grants, Institutional merit awards and Veteran’s educational programs in accordance with College, Federal, and State regulations. Our offices provide quality customer service to students and their families regarding the financial aid and Veterans education benefit processes by providing information about application procedures, available programs, student eligibility and students’ rights and responsibilities. Visit [Financial Aid](#)

**Testing:** The testing center handles all placement tests for incoming students, GED testing, a variety of industry–based exams, ACT testing, LSAT testing, and other testing needed for the community. Visit [Testing](#)

### **2020–21 Activities**

- Enhance recruitment efforts with cross–campus participation
- Enhance efficiency of enrollment processes
- Enhance ABS instructional quality and alignment to state guidelines
- Increase enrollment in diverse markets
- Enhance onboarding process
- Enhance campus–wide retention efforts
- Improve transfer student resources
- Increase UCC’s presence in the community

## Instruction

**Purpose:**

The purpose of instruction at Umpqua Community College is to enable students to gain meaningful employment and/or continue their collegiate endeavors through sharing of academic knowledge, supportive programs and services, campus activities and basic need support.

**Description:**

**Department Chairs:** Responsible for managing the operations of the department to which they are assigned and support the academic programs and related initiatives and services within the department. Areas of focus are leadership & management of department operations, hiring, scheduling & teaching, assessment, and community relations & promotion.

**Program Coordinators/Directors:** Accountable to, and holds the responsibility for, the success of their designated program(s) and/or department(s) in the areas of assessment, advertisement & promotion, Course Logistics, Recruitment, Advising, Scheduling, Adjunct Identification, High School Partnerships, Community Partnerships, College/University Partnerships and Budgeting.

**Department of Applied Science & Technologies:** Automotive, T-TEN, Computer Information Systems, Engineering, Forestry Management, Manufacturing, Welding

**Department of Business Administration:** Agriculture Management, Business Management, Entry Management, Executive Business Assistant, Marketing, Medical Office Administration, Retail Management

**Department of Health Services:** Dental Assisting, Nursing Assistant, Registered Nursing

**Department of Humanities:** English, History, Philosophy, Spanish, Writing, Communications & Journalism

**Department of Performing & Visual Arts:** Art Gallery, Music, Theater Productions, Visual Arts

**Department of Public Safety:** Criminal Justice, EMS Paramedic, Fire Science, Police Reserve Academy

**Department of Science & Mathematics:** Biological and Physical Science

**Department of Social & Behavioral Sciences:** Education, Human Services, Paralegal Studies, Psychology, Social Sciences

**2020–21 Activities**

- Enhance collaboration within and between departments
- Increase completion rates; Improve student learning
- Create awareness of college paths for potential students
- Strengthen community involvement
- Bolster advisory committee ownership of academic programs. (Model the learning environment after the earning environment.)



## Department of Institutional Research

As part of Institutional Effectiveness

### **Purpose:**

Institutional Research transforms institutional data into meaningful information to support mission fulfillment, strategic decision-making, innovative instruction, and student success. Visit [Institutional Research](#)

### **Description:**

#### **Institutional Research:**

Operating within the Division of Institutional Effectiveness, Institutional Research is the primary source of campus data describing enrollment, student success, and student demographics. Institutional Research interacts with every other campus office in support of their data needs, and with its counterparts at every Oregon community college to develop system-wide benchmarking. Finally, Institutional Research is responsible for completing multiple state and federal annual reporting tasks.

### **Accreditation:**

Institutional Research assists with the development of meaningful, measurable indicators of mission fulfillment, then designs, builds, and clearly communicates indicator data to the campus through written, spoken, and graphical methods.

These measurable indicators, along with other data from Institutional Research, provide the basis for each campus office to evaluate the outcomes of their mission fulfillment strategies. The data-informed assessment and evaluation completed by each campus office is critical to maintaining accreditation.

### **Assessment:**

Institutional Research is the primary source of the student performance, enrollment, demographic, course, and faculty information used in our academic assessment process.

By using the data provided by the Department of Institutional Research, the outcomes of UCC assessment processes are based upon the strong, data-informed foundation required to ensure students success and continued accreditation.

### 2020-21 Activities

- Improve ability of all campus operations to provide quality, efficient, and effective services
- Review and modify IE division processes to increase effectiveness and efficiency of Division of IE work
- Improve ability of academic programs to assess their quality, efficiency, and effectiveness, in alignment with Guided Pathways initiatives

---

## Division of Student Services

### Purpose:

UCC's Student Services Division creates a collaborative and inclusive student-centered environment, committed to the holistic development of students. We provide equitable services and programs that empower students to realize their educational and personal goals. We seek to cultivate a culture of caring and resilience.

**Values:** Service, Community, Integrity, Empowerment, Growth, Adaptability, Respect, Resilience, Advocacy, Diversity, Equity, Inclusion, Gratitude, Dignity and Worth of the individual,

### Description:

**Dean of Student Services:** The Dean of Student Services provides leadership, organization, supervision, and evaluation of the departments within student services; administers college policies and procedures regarding students' rights and responsibilities; and facilitates collaboration with other college personnel to achieve student access and success. The DSS also serves as the Student Conduct Officer, the Diversity Officer, and the Title IX Deputy Coordinator.

**Academic Advising:** The Academic Advising department provides guidance and support to empower students as they progress toward their academic and career goals, which includes determining programs of study related to career goals, academic advising, development of Student Educational Plans, and assistance to navigate college processes and timelines. Visit [Advising](#)

**ACCESS Services:** The ACCESS department fosters the learning process by empowering students to gain the skills needed to attain their academic, personal, and career goals. Essential to our **mission** is fostering a welcoming and affirming environment that honors diversity and values individual and cultural differences.

- Accessibility Services -- coordinates accommodations for students with disabilities and provides campus-wide support to create an inclusive learning environment for *all* students. Visit [Accessibility Services](#)
- Counseling/Life Coaching -- provides equitable mental health services and programs that assist students in achieving their personal and educational goals, case management of students with mental health and behavioral needs, and support to staff and faculty working with students encountering personal and academic crises. Visit [Counseling Services](#)

- Career Services – provides career preparation activities and services that assist students in determining their dream career path and how to obtain the educational and job skills to achieve that dream. Visit [Career Services](#)
- Community Support – Currently includes partnerships with Peace at Home Advocacy Center to facilitate the co-location of a confidential CARE advocate on the main UCC campus and with Creating Community Resilience to foster a network of community resources that support students' lives both on and off-campus.

**Registration & Records:** The department of Registration & Records practices integrity and quality in its offering of services both online and in-person to support students in their educational goals, through registration, transcripts, graduation, academic scheduling, and maintenance of electronic and paper student records. Ensure UCC's FERPA compliance. Visit [Registration & Records](#)

**Student Engagement:** The department of Student Engagement enhances the educational experience and development of all students through activities which increase student satisfaction, success, retention, and program completion. Student Engagement has administrative responsibility for student government, student activities, student leadership programs and extra & co-curricular programming. We support student success through student ambassadors, peer mentors, veterans center and UCC Scholars. We disseminate information related to campus service and activities and support student service functions through the information desk. The office serves as a primary source of information and advice about extra & co-curricular opportunities and campus resources. We assist students in becoming involved in campus life, conduct leadership development programs, provide support to student organizations and their leaders, manage organizational finances, educate students about college policies, advise event planners and help students put classroom learning into practice through experiential education. Visit [Student Engagement](#)

**TRIO – Educational Talent Search:** UCC's Educational Talent Search is a federally funded TRIO project which provides opportunities for middle and high school students with academic advising, financial literacy, and career, college, and financial aid information while assisting them on their path toward post-secondary education. Visit [ETS](#)

**TRIO – Student Support Services – Transfer Opportunity Program:** UCC's Student Support Services–Transfer Opportunity Program is a federally funded TRIO project which ensures equitable access to higher education to empower students, increase college retention, graduation, and transfer rates. Visit [TOP](#)

**TRIO – Upward Bound:** UCC’s Upward Bound is a federally funded TRIO project which provides motivational, educational, and cultural enrichment to qualified high school students in order to prepare them for success in post–secondary education. Visit [Upward Bound](#)

### **2020–21 Activities**

- Align professional development of student services staff, including student workers, classified staff, faculty, and administrators to major campus initiatives
- Address efficiencies of costs and workflow in student services departments
- Increase campus access to Student Services
- Strengthen student services strategies that support Guided Pathways initiative (Flight Paths)
- Use data to inform program improvements
- Research partnership with the community coalition, Creating Community Resilience, to align and integrate College services with a common language and best practices emerging from providers in the community

## Office of Business Services

### **Purpose:**

The Office of Business Services enhances the educational experience of the college community through customer service, process improvement, and effective fiscal and resource management. Visit [Office of Business Services](#)

### **Description:**

**Chief Financial Officer:** provides collaborative financial leadership for the College; ensures the short and long-term fiscal health of the College; oversees the business practices, and ensures that the College utilizes its resources to achieve its education mission and improve institutional effectiveness. The CFO is responsible for oversight of all funds as prescribed by law and college policy and the maintenance of fiscal records.

**Accounting and Finance:** focuses on management of all aspects of accounting and financial reporting for the College and oversees compliance with administrative rules as well as various federal, state, and agency regulations. It is the primary supervisory and support office for the centralized accounting functions of: general accounting, accounts payable, accounts receivable, student accounts, grant accounting, long-term debt, capital projects, cash and investments, fixed assets, inventory, and travel. Visit [Accounting and Finance](#).

**Budget:** plans and oversees the activities of the annual and interim budget cycles for internal, external, and capital planning. It facilitates the process of translating the College's academic and administrative plans into budgets utilized for state funding requests, internal allocations and utilization, and execution of the College's strategic goals and objectives. Visit [Budget](#).

**Campus Store:** sells course materials and supplies to meet the needs of the College. The store offers a variety of apparel, gifts, gift cards, spirit gear, laptops & other technology based items, and a variety of food items. The store is a certified SNAP retailer and accepts EBT cards for qualifying purchases. The department collaborates with students, faculty, and staff to provide materials and services to campus and its community. Visit [Campus Store](#).

**Purchasing:** provides assistance throughout campus for the acquisition of goods & services with intent to properly steward that public funding entrusted to the College. It ensures compliance with all applicable federal laws, state statutes, and local policies, and guides departments through those different requirements based on mandated dollar thresholds. Visit [Purchasing](#).

**Special Events:** facilitates planning and support for academic and non-academic use of college facilities and outdoor spaces on campus. The department provides services and equipment for a wide variety of cultural, educational, and recreational activities, enabling campus and community organizations to produce successful events. The department collaborates with students, campus departments, and the larger community to provide helpful, high-quality, personalized service in all areas of event facilitation to enrich life of the College. Visit [Special Events](#).

### **2020-21 Activities**

- Enhance the College's sustainability by fostering fiscally responsible environment supported by data-driven decision-making
- Collaborate with divisions to provide relevant information for decision-making
- Allocate resources necessary for the implementation of the goal

## Office of Advancement

### Purpose:

The Office of Advancement builds relationships and partnerships that raise philanthropic resources to promote and support the strategic priorities of UCC and student success. [Visit Office of Advancement](#)

### Description:

**Alumni Relations:** focuses on meaningful relations between alumni, college, and community to increase awareness, pride, participation, volunteer involvement, and philanthropic commitment to UCC.

**Communications & Marketing:** provides strategic communication, branding, visual identity, and marketing services to help support UCC's mission and strategic goals. The office works as a support entity for all College programs and departments – serving as the primary source for all internal and external communications. Visit [Communications & Marketing](#).

- **Digital Marketing:** oversees content management and measurement of marketing initiatives through marketing automation and analytics platforms (Facebook Ad Manager, AdWords Ad Manager, Google Analytics, etc.).
- **Graphic Design:** provides high-quality visual communications and creative services to meet strategic marketing goals through designing and creating an assortment of publications, digital communications, and web and social media sites materials for internal and external audiences.
- **Public Information Requests:** responsible for fulfilling public records requests pursuant to Oregon Revised Statutes.
- **Social Media Management:** planning, producing, publishing, and distributing content through a variety of multi-media platforms and creative mediums. Strategically selected and produced digital content that supports marketing initiatives, program- and department-focused projects, and special events are promoted through the College's current social media platforms (Facebook, Instagram, Twitter, LinkedIn, YouTube, and Snapchat).



- **Website Management:** designing, revising, and maintaining the College website and its associated pages. Work includes; projects to enhance web layout and navigation, deliver enhanced web services, train staff on use of technology, and manage web accessibility and security.

**Grant Development:** supports the mission of UCC by providing funding opportunities for initiatives and projects that drive student success.

**Scholarships:** focuses on providing scholarship support to all current and prospective students. Visit [Scholarships](#)

**UCC Foundation:** focuses on a diverse fundraising plan that supports the mission and strategic plan of UCC. Visit [UCC Foundation](#)

#### **2020–21 Activities**

- Increase Operational Efficiencies
- Support Academic Programming by increasing student resources
- Enhance Donor Relations/ Support connections with the community
- Streamline and enhance institutional communications platforms
- Provide current marketing materials that support student recruitment and retention
- Increase connections with the community

## Office of Human Resources

### **Purpose:**

The Office of Human Resources provides quality services that foster a positive campus environment and attract, support, retain, and develop the diverse talent needed to achieve and sustain the college's mission and vision. Visit [Human Resources](#)

### **Description:**

**Director of Human Resources:** reports to the President and has administrative responsibility for developing, implementing and maintaining a full range of human resources programs and services in accordance with the policies, procedures, and practices of the College and in compliance with all applicable laws, regulations, and labor contracts. Areas of responsibility include planning, employee recruitment, benefits, leave management, compensation, payroll, collective bargaining agreements, employment contracts, job classification, staff development, disciplinary actions, affirmative action/equal employment opportunities, employee and labor relations, complain investigations, EEO, and acts as the campus Title IX Coordinator.

**Benefits:** provides office management for the operation of the Human Resources Department. Provide technical assistance to all supervisors regarding the UCC recruitment process. Serves as a resource person to all employees of the College and the general public relating to the wide variety of services provided by Human Resources. Provides administrative support for the Director of Human Resources.

**Human Resources:** responsible for managing the day-to-day operations of the Human Resources office. The HR Generalist manages the administration of the human resources policies, procedures and programs. The HR Generalist carries out responsibilities in the following functional areas: staff development; Human Resource Information Systems (HRIS); training and development; organizational development compliance to regulatory concerns and reporting; employee safety, welfare, wellness and health; recruitment and retention; performance management.

**Payroll:** performs functions necessary for preparation and summarization of the college payroll. Prepares necessary reports for state, federal, and other agencies (IE: PERS, SAIF). Works with a high degree of independence and responsibility.

### **2020-21 Activities**

- Improve efficiencies of HR processes

## Office of Facilities and Security

### **Purpose:**

The mission of Facilities Services is to enrich our community by providing a safe, welcoming, and well-maintained campus. Facilities works in concert with the Faculty and Staff using exceptional customer service to support the transformation of lives.

### **Description:**

**Director of Facilities & Security:** The Director's duties and responsibilities are to be a good steward of college resources, to provide a safe, comfortable, clean and resourceful environment for student success. The Director is responsible for conducting business in a professional manner in which UCC's community of student, staff, and faculty can be proud. Duties entail oversight and management of maintenance of buildings, new construction, remodels, grounds maintenance, janitorial services, special events, transportation, mail delivery, and campus security.

**Building & Grounds Maintenance:** The duties of our Grounds keeping and Maintenance Staff is to represent the Facilities department in a professional manner with workmen-like precision and skill. These skilled professionals maintain campus through a variety of processes, which include but are not limited to Preventative Maintenance schedules, assessment of capital forecasting, and a work-order system. Maintenance and Grounds work directly with the Director of Facilities to offer expertise in the decision making process.

**Custodial:** The duties of our Custodial Staff is to represent the Facilities department in a professional manner with workmen-like precision and skill. Custodial Services primary focus is to provide a safe, clean, and comfortable work and learning environment.

**Mail:** The duties of the Mail Clerk position are to serve as the primary resource for all mail, shipping, receiving, and delivery services. The Mail Clerk works with the Director of Facilities and the Facilities Assistant to ensure the college complies with Federal Mailing Laws.

**Security:** The primary responsibility of an Umpqua Community College Security Guard is to promote a safe environment for students and staff. Campus Security is responsible for locking and unlocking buildings, gates and monitoring the camera system around the college campus. Campus Security also coordinates the alarming and unlocking of buildings and classrooms for campus personnel. We

also conduct safety drills around campus that includes, lockdown drills, fire drills, earthquake drills etc. Campus security works 24 hours a day, seven days a week and is available by dialing 7777 from any campus phone or 541-440-7777 from any other phone.

### **2020-21 Activities**

- Lower Energy Consumption at UCC
- Enhance a safe comfortable work environment
- Benchmark Facilities to other like institutions
- Support facility construction
- Provide professional development opportunities
- Improve Fine and Performing Arts access to the community

---

## Office of Information Technology

**Purpose:**

The Office of Information Technology provides the technological infrastructure that supports learning, administrative operations, and student success within a professional customer service-oriented experience. Visit [Information Technology](#)

**Description:**

**Director of Information Technology:** The Director of Information Technology is responsible for all internal and external technological systems that serve the stakeholders of the College. The Director recommends college policies and procedures regarding technology and the use of technology; ensures new and continued availability of up-to-date IT systems that are dependable, responsive, and fully supports the internal and external needs of the College; and works closely with the College leadership team to lead the department through strategic and operational issues toward the success of the mission and goals of the College.

**End User Support:** Computer Technologist are responsible for the technical support of faculty, staff, and students computing needs by providing assistance via the ticketing software, phone, email and face to face interactions with users. All technology on campus is supported via the end user support.

**Enterprise Information Systems:** Responsible for the programming and support functions associated with Banner and other enterprise applications. Maintenance of the databases and servers required to process enterprise applications.

**Network & Systems Administration:** Responsible for installing, maintaining and upgrading any software or hardware required to efficiently run a computer network. The IT network may extend to a local area network, wide area network, the Internet and Intranet. Network Administrators engage in high-level technological support, such as maintaining network hardware and software equipment, and monitoring equipment to ensure overall network operations and configure the authorization and authentication of individuals or groups who access network resources. They also are responsible for the phone infrastructure applications, and support. They also are responsible for servers required for non-enterprise applications and the security of our technology on campus.

**Project Management:** Project coordinator is responsible for the management of multiple projects and required documentation. The Project Coordinator works in a team environment and may function as a scrum master in iterative situations.

### 2020-21 Activities

- Reduced Manual Processing and directing flow of documents
- Seamless wireless connectivity and improved guest wireless security on Campus
- Improved supportability of campus computing equipment
- Provide cost-analysis and accreditation data.
- Ability to increase our testing offering in our testing center

## Office of Athletics

### Purpose:

The Department of Athletics builds Champions; champions in the classroom, champions in the community and champions in competition.

- A Champion enthusiastically embraces their role in serving the community of Douglas County, while striving to represent them with excellence at all times.
- A Champion puts uncommon effort into the common task because we understand that daily victories precede long-term success in academics, athletics and in building relationships.
- A Champion understands that choice, not chance determines your destiny and is committed to making the correct choices to fulfil their academic and athletic goals.

### Description:

**Varsity Athletics:** The Department of Athletics includes the following varsity sports that provide an opportunity to link potential students to an activity while attending UCC: Men’s and Women’s Basketball, Volleyball, Men’s and Women’s Wrestling, Cross Country, Track and Field, Obstacle Course Racing, and baseball. This includes, but is not limited to recruitment and retention, academic advising and career services. Visit [UCC Athletics](#)

**Development/Fundraising:** The Department of Athletics focuses on a diverse fundraising plan that supports the mission and strategic plan of UCC. Visit [Athletic Fundraising](#)

**Community Service:** The Department of Athletics Champions in the Community program supports the mission of UCC by providing opportunities for our student athletes to service the communities and populations of Douglas County. Visit [Athletic Community Support](#)

### 2020–21 Activities

- Develop new academic and athletic programs while providing additional housing options, to help increase overall enrollment. In addition, instituting retention protocols to help to maintain steady, healthy, growth in support of the mission of UCC
- Develop a multi-faceted fundraising approach to help and develop a partially self-sustaining model for the Department of Athletics.
- Promote and expand our Champions in the Community service platform to better serve our community partners and support the mission of UCC

---

## 2020-2021 Budget Highlights

The proposed budget for fiscal year 2020-21 was developed over several months with considerable college-wide participation. It takes into consideration the long-term effect of the current economic challenges and the financial health of the College. Our focus was a commitment to balancing resources and requirements without depleting reserves as directed by the Board of Education. The College adopts budgetary principles that address its strategic plan and priorities through a comprehensive resource allocation process. The College continues focusing on retention, recruitment, and fiscal sustainability. The following are the budget highlights and assumptions used during the budget development process.

### General Fund

**General Fund Resources** are budgeted at \$30.1 million. The budget is based upon a Community College Strategic Fund (CCSF) appropriation of \$640.9 million with estimated \$12.9 million allocated to the College. Budgeted tuition and fees revenues are \$6.5 million, reflecting a tuition inflationary rate increase of \$3 per credit, 5% decrease in credit enrollment and proposed fee increases. Over the past several years the College has worked hard to become as lean and efficient as possible. After the proposed increases, Umpqua Community College tuition and fees would still remain at the state average for community colleges in the State of Oregon. The College anticipates receiving \$3.9 million in current taxes for the 2020-2021 fiscal year, a 2% increase from fiscal year 19-20 projection.

**General Fund Requirements** increased 4.1% compared to fiscal year 2019-20 budget due to investing financial resources in positions, contracted services and trainings in support of the strategic plan priorities as well as budgeting reserve category at 18% of operating cost as the College attempts to stabilize its financial position after rapid declines in the last several years. Personnel costs remain the largest piece of our operations and increased 4.5% from last year.

Through academic restructuring, shifting of current funds, the College was able to fund several FT/PT positions to improve academic programming, advising, and testing as well as address compliance issues as identified by strategic priorities. In addition, the budget includes funding for two new athletic teams: women's soccer and e-sports launching in FY21.

Transfers Out reflect the transfers of resources to other funds for items such as debt service payments, insurance, contractual professional development for faculty and classified staff, and capital fund maintenance. There is a slight increase in total transfers for capital projects.

Operating contingency and reserves are budgeted at \$5.6 million. The College has a minimum reserve policy of 10% of operating costs including transfers with a target of maintaining 18%. The established budget meets the requirement of the policy and the direction of the Board of preserving the fund balance. An adequate fund balance is necessary to allow for emergency or unexpected events, provide cash for first quarter payroll and operations, support the college's overall financial position and bond rating, and to prevent the need for costly short-term borrowing.



---

## Other Funds

The **Grants and Contracts fund** includes a budget of \$6.8M for currently known Federal, State and Local grants and contracts that supports various programs. This fund is dependent on grants and contract awards that will be received during the fiscal year. With the existing trend of declining public resources, the College continues to actively explore and seek alternate sources of funding. The major source of revenue is from state sources (53% of the budget). The largest award is nearly \$1.9M for the seismic upgrade of the Whipple Fine Arts building with construction taking place in summer.

The **Administratively Restricted fund** increased slightly as a result of growth in Apprenticeship, Community Education programs and Nursing. Budget includes an allocation supporting the expansion of the truck driving program, community workforce and compliance training.

The **Financial Aid fund** accounts for student financial assistance. Federal and state student aid programs provide the majority of revenue in this fund.

The **Capital Project fund** proposes a budget of \$867,417 for capital projects, deferred maintenance, furnishings and equipment which is far below the identified need. The fund also includes funding for the pursuit of an Industrial Technology building construction on campus that will expand automotive, welding, engineering, forestry and computer science with fabrication/manufacturing programs. The Board of Education approved \$1.00 of tuition increase up to \$50,000 to support capital maintenance needs effective in FY18.

The **Debt Service fund** accounts for debt service activities related to the College's debt obligations. The College issued Full Faith and Credit Obligations, Series 2010 to finance construction of Danny Lang Teaching, Learning and Event Center. The College issued Full Faith and Credit Obligations, Series 2014 A and B to finance construction of the Bonnie J. Ford Health, Nursing and Science building. The College paid FFCO 2014 Series A in full during fiscal year 2020 to save interest costs. Budgeted expenses in the fund represent principal and interest payments due in FY21. The primary source of revenue for this fund is a transfer of \$1,243,196 from the General fund and a fee (Legacy fee) assessed on a per credit basis for remaining debt repayment of the Full Faith and Credit Obligations, Series 2014 B.

The **Insurance fund** operations are funded by transfer of resources from the general fund and any unspent ending fund balance from the previous year. Insurance fund accounts for self-funded unemployment insurance and early retirement health insurance provided to employees meeting specific service criteria requirements.

The **Enterprise fund** highlights operations of the Campus Store, Incubator Program, Special Events, and Wine Seminars & Wine Sales programs. The fund generates revenues by providing goods and services to students, staff and public. The food services have been absorbed into Campus Store operations. Therefore, Food Services fund has been eliminated for the FY21 and going forward. The Catering fund sustained a deficit in the ending fund balance. The College plans to cover the deficit in the next couple of years.

The **Internal Service fund** accounts for operations of the Motor Pool and Copiers funds that generate revenues by providing services on a cost reimbursement basis to College operating funds. Additionally, the fund accounts for PERS Reserves fund established in anticipation of PERS rate increases. Public employers in Oregon are bracing for significant increases to pension costs over the next biennia due to the Oregon Supreme Court's rejection of lawmakers' 2013 pension reforms, low investment returns, and changes in the system's economic

assumptions. The College prudently funded a PERS reserve account in 2010 in anticipation of rate increases and established a separate fund in 2017.

The **Agency fund** accounts for the activities of the student government (ASUCC) and student clubs. Primary sources of revenue consist of the club revenue generated by the students. The General fund supports operations of this fund by providing a \$35,000 transfer for ASUCC administration, Phi Theta Kappa and Skills USA travel. Expenditures recorded in this fund relate to student activities.

Accounting methods: This Budget Document is consistent with the budget laws of the State of Oregon and other applicable policies. The College uses the modified accrual method of accounting for budgeting. No changes in accounting method have been made. The budget expresses the basic and essential fiscal requirements of Umpqua Community College. The 2020-21 Budget Document is submitted herewith for your consideration and action.

The staff and I are ready to assist you in the important task of reviewing this document.

Respectfully,



Natalya Brown  
Chief Financial Officer

<b>TOTAL BUDGET: ALL FUNDS</b>	
General Fund	\$25,703,356
Special Revenue: Grants & Contracts	6,812,615
Special Revenue: Admin Restricted	6,077,533
Financial Aid Fund	10,511,899
Capital Projects Fund	867,417
Debt Service Fund	1,685,556
Insurance Fund	496,500
Enterprise Fund	1,788,336
Internal Service Fund	180,000
Agency Fund	110,457
<b>Total Appropriations All Funds</b>	<b>\$ 54,233,669</b>
Unappropriated and Reserve Amounts, All Funds	\$ 7,648,363
<b>Total Proposed Budget</b>	<b><u>\$ 61,882,032</u></b>

## Budget Message Addendum

June 2, 2020

The adopted budget was prepared pre-COVID-19 and does not include any financial impacts of the pandemic due to the timing of the budget development cycle.

The state anticipates to make a cut to FY 2020-21 in response to the economic decline in the state of Oregon. At the time of this writing, the mid-biennium cut is projected to reduce the Community College Support Fund (CCSF) by \$54 million, which is about \$2,260,641 for UCC's General Fund. The College will not know the exact amount of the cut until after June 30, 2020, the 2020-21 budget adoption deadline. The coronavirus began to significantly impact the College in spring 2020, with the Governor's Executive Orders prohibiting in-person instruction just before the start of Spring Term. Our spring enrollment is down 16.26% in registered credit hours relative to Spring 2019. The College has been developing a plan for budget reductions that will be put in place as Board-approved adjustments or internal control expenditure cuts during the fiscal year. Budget reductions will include both personnel (reduction in force, furloughs, restructuring, vacancy freezes) and non-personnel reduction measures (utility reductions, capital projects delays, travel ban, materials and services reductions).

## General Fund Significant Budget Modifications

As the College settles into restructuring, many budgets are combined or adjusted to increase operating efficiencies. Some budgets will have increased, decreased or no funding for FY21 as funds are allocated elsewhere in support of reorganization and strategic priorities.

### Combined Budgets:

COMMUNITY ED: Community Ed, Workforce & Community Education

EXTRA SECTIONS: Extra Sections A&S, Extra Sections CTE, full time faculty position with department yet to be determined (placeholder)

ACADEMIC SUPPORT: Instructional Equipment, Program Development

INSTITUTIONAL EFFECTIVENESS: Institutional Effectiveness, Institutional Research & Planning

ADVANCEMENT: Advancement, Communications & Marketing, Grant Development

LIABILITY INSURANCE: Liability Insurance, Property Insurance

SECURITY: Security, Director of Safety, Security & Custodians

<b>General Fund Requirements</b>				
<b>Instruction</b>				
Department	Fiscal Year 2019-2020 Adjusted Budget	Fiscal Year 2020-2021 Adopted Budget	% Change (+/-)	Explanation of changes in budget greater than 10%
Adult Basic Education	344,289	300,340	-13%	Some PT Classified covered by grant
Apprenticeship	97,199	123,061	27%	Increase to PT Faculty
Art	208,847	262,434	26%	FT position moved from Arts & Science budget
Automotive	286,393	295,534	3%	
Business	737,257	798,678	8%	
Community Ed	219,361	255,355	16%	Combined w/ Workforce & Community Ed, Provost Restructure
Communication Studies	114,674	119,155	4%	
Computer Info Systems	296,339	303,034	2%	
Criminal Justice	55,091	72,782	32%	Increase to PT Faculty
Dental Assisting	146,946	153,390	4%	
Early Childhood Ed	45,162	48,639	8%	
Education	-	8,558	100%	Split from Early Childhood Ed
EMT	178,364	256,720	44%	50% of new FT Faculty & increase to PT Faculty
Engineering	166,180	184,662	11%	Increase to PT Faculty
English	664,619	653,812	-2%	
Extra Sections	-	50,792	100%	Provost Restructure
Extra Sections A&S	26,440	-	-100%	Provost Restructure
Extra Sections CTE	20,915	-	-100%	Provost Restructure
Fire Science	49,415	71,336	44%	50% of new FT Faculty
Foreign Language	97,296	102,147	5%	
Forestry	35,099	72,291	106%	Grant ended, full instructional salary to GF
History	107,756	126,753	18%	FT instructor previously split w/ Social Science
Human Services	59,860	57,983	-3%	
Instructional Equipment	30,000	-	-100%	Provost Restructure
Instructional Stipends	303,262	345,559	14%	Increase to stipends
Job Corps	299,629	297,927	-1%	
Journalism	55,151	56,267	2%	

<b>General Fund Requirements</b>				
<b>Instruction</b>				
Department	Fiscal Year 2019-2020 Adjusted Budget	Fiscal Year 2020-2021 Adopted Budget	% Change (+/-)	Explanation of changes in budget greater than 10%
Learning Skills Center	143,323	162,811	14%	Increase to PT Faculty
Life Science	504,900	480,462	-5%	
Math	626,454	699,333	12%	Provost Restructure (New FT Faculty)
Music	166,232	176,509	6%	
Nursing	723,153	794,770	10%	New FT Faculty
Paralegal	124,025	141,785	14%	Increase to PT Faculty
Physical Ed	395,814	368,009	-7%	
Physical Science	378,889	373,718	-1%	
Program Development	20,000	-	-100%	Provost Restructure
Small Business Management	107,884	112,000	4%	
Social Science	367,268	332,565	-9%	
Theater	79,073	84,486	7%	
T-TEN	300,637	308,882	3%	
Tutoring	14,678	13,500	-8%	
UCC Leadership	2,000	-	-100%	Provost Restructure (program no longer running)
Viticulture and Enology	242,186	248,076	2%	
Welding	224,274	227,627	1%	
Total	9,066,334	9,541,742	5%	

<b>General Fund Requirements</b>				
<b>Instructional Support</b>				
Department	Fiscal Year 2019-2020 Adjusted Budget	Fiscal Year 2020-2021 Adopted Budget	% Change (+/-)	Explanation of changes in budget greater than 10%
Academic Development	157,478	177,706	13%	New PT Classified employee
Academic Support	-	25,800	100%	Provost Restructure
Adjunct Faculty Staff Develop.	2,000	4,000	100%	New contractual amount
Arts & Sciences	242,724	-	-100%	Provost Restructure
Assistant VP Academic Servic	90,611	211,314	133%	Provost Restructure
Career & Technical Education	229,791	-	-100%	Provost Restructure
College Transitions	54,089	53,177	-2%	
First Year Experience	-	750	100%	Provost Restructure
Institutional Effectiveness	146,963	298,644	103%	Combined w/ Instiitutional Research and new FT Classified
Library	402,030	436,936	9%	
Provost	185,924	293,066	58%	Provost Restructure
Sabbatical	-	23,190	100%	Includes potential requests
Workforce & Community Ed	19,235	-	-100%	Combined w/ Community Ed
	1,530,845	1,524,583	-0.41%	

<b>General Fund Requirements</b>				
<b>Student Services</b>				
Department	Fiscal Year 2019-2020 Adjusted Budget	Fiscal Year 2020-2021 Adopted Budget	% Change (+/-)	Explanation of changes in budget greater than 10%
Accessibility Services	131,756	122,124	-7%	
Academic Advising	416,892	372,407	-11%	FT Classified position to Life Coach
Baseball	153,288	156,942	2%	
Commencement	-	13,000	100%	Split from Registration & Records
Cross Country	10,350	10,350	0%	
Dean of Student Services	186,110	189,231	2%	
Diversity, Equity, Inclusion	3,000	3,000	0%	
E-Sports	-	25,927	100%	New sport
Enrollment Management	411,112	416,926	1%	
Financial Aid	466,156	457,590	-2%	
General Athletics	296,777	307,762	4%	
Life Coach	98,574	172,659	75%	FT Classified from Advising & PT Classified from Financial Aid
Men's Basketball	31,541	31,889	1%	
Men's Wrestling	39,327	39,327	0%	
Obstacle Course Racing	16,476	22,451	36%	Coach salary increase for compliance
Registration & Records	377,671	376,848	0%	
Testing	72,060	88,133	22%	Provost Restructure - added PT Classified
Track & Field	116,876	120,431	3%	
Women's Basketball	23,476	23,476	0%	
Women's Soccer	-	28,307	100%	New sport
Women's Volleyball	19,427	19,427	0%	
Women's Wrestling	38,627	39,327	2%	
	2,909,496	3,037,534	4%	



<b>General Fund Requirements</b>				
<b>College Support</b>				
Department	Fiscal Year 2019-2020 Adjusted Budget	Fiscal Year 2020-2021 Adopted Budget	% Change (+/-)	Explanation of changes in budget greater than 10%
Accounting & Finance	612,458	647,450	6%	
Administrative Planning	10,000	10,000	0%	
Administrative & Exempt Staff Dev	9,000	9,000	0%	
Advancement	234,672	744,418	217%	Combined w/ Communications & Marketing, Grants
Board of Education	9,600	12,600	31%	District elections in spring 2021
Campus Events	7,400	7,400	0%	
Campus Technology	30,531	25,000	-18%	2020 budget adjusted for project (from Info. Tech)
Chief Financial Officer	240,744	247,037	3%	
College Membership Dues	71,132	65,000	-9%	
Communications & Marketing	406,939	-	-100%	Combined w/ Advancement
Emergent Need Personnel	5,020	5,976	19%	Forecasted need
Employee Wellness	2,000	2,000	0%	
Events	88,163	84,343	-4%	
Grants	93,230	-	-100%	Combined w/ Advancement
Human Resources	389,746	399,011	2%	
Information Technology	1,253,102	1,241,204	-1%	
Institutional Research & Planning	87,693	-	-100%	Combined w/ Institutional Effectiveness
Legal and Auditing	123,500	123,500	0%	
Liability Insurance	70,000	210,797	201%	Combined w/ Property Insurance
Mail Room	66,366	62,330	-6%	
Payroll	129,366	131,057	1%	
Phones	112,000	112,000	0%	
President's Office	363,418	369,010	2%	
Purchasing	101,223	102,558	0.01	
Security	248,182	330,084	33%	Combined w/ Director of Safety, Security & Custodial
Student Insurance	35,000	36,000	3%	
Tuition Waivers - Staff	100,000	100,000	0%	
Budget Holding	78,525	-	-100%	No forecasted budget
	4,979,010	5,077,775	2%	

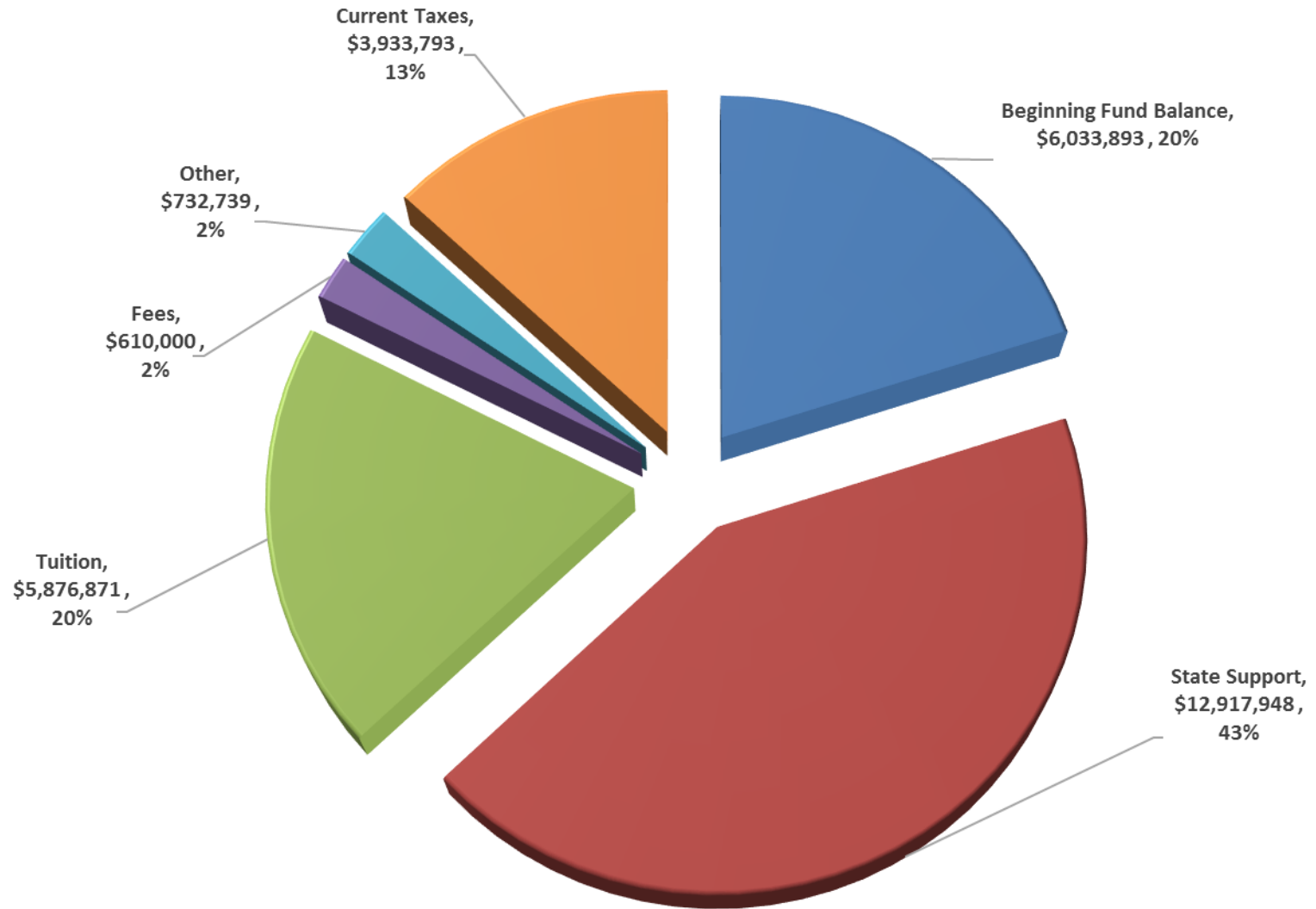
<b>General Fund Requirements</b>				
<b>Financial Aid</b>				
Department	Fiscal Year 2019-2020 Adjusted Budget	Fiscal Year 2020-2021 Adopted Budget	% Change (+/-)	Explanation of changes in budget greater than 10%
Tuition Waivers - Student	861,183	1,016,992	18%	New sports, increase in tuition rate
	861,183	1,016,992	18%	

<b>General Fund Requirements</b>				
<b>Plant &amp; Maintenance</b>				
Department	Fiscal Year 2019-2020 Adjusted Budget	Fiscal Year 2020-2021 Adopted Budget	% Change (+/-)	Explanation of changes in budget greater than 10%
Custodial Services	545,877	556,250	2%	
Director of Maintenance, Buildings & Grounds	197,486	217,263	10%	Labor adjustments
Director of Safety, Security & Custodians	71,446	-	-100%	Combined w/ Security
Maintenance of Buildings	415,916	416,992	0%	
Maintenance of Grounds	120,129	160,256	33%	PT Classified moved to FT
Property Insurance	121,000	-	-100%	Combined w/ Liability Insurance
Utilities and Rents	503,500	503,500	0%	
	1,975,354	1,854,261	-6%	

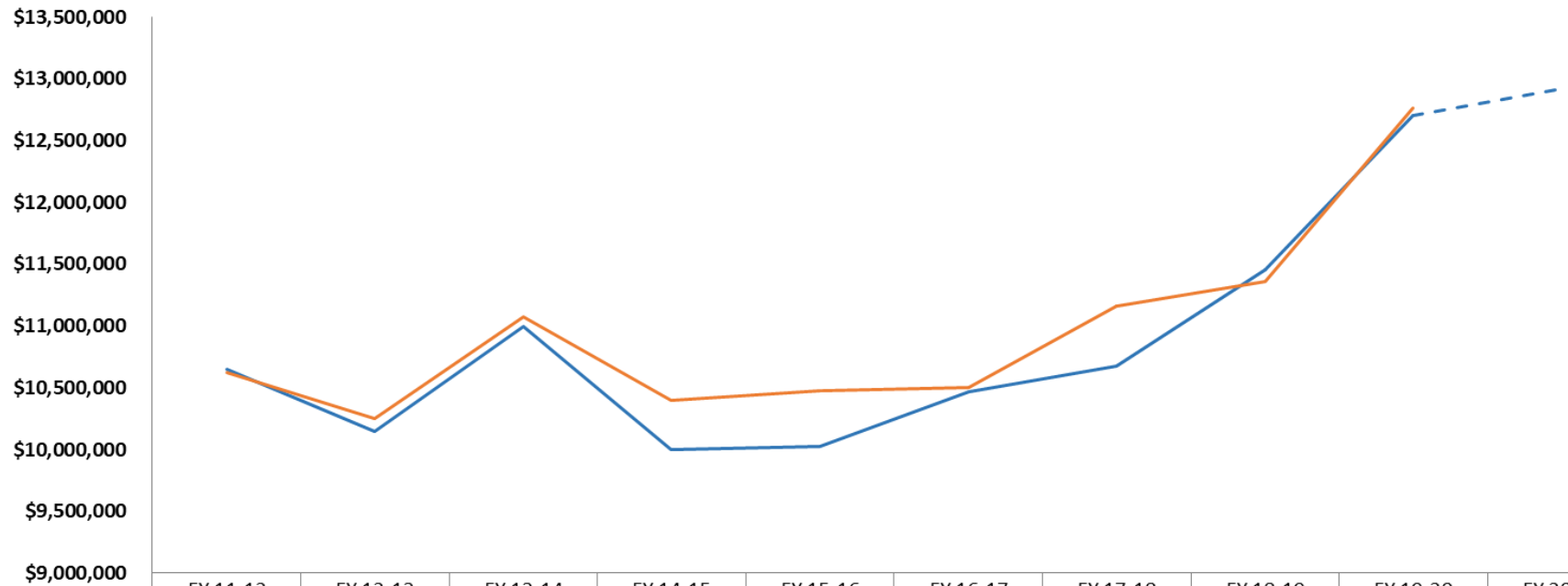
General Fund Resources

RESOURCE DESCRIPTION	Fiscal Year	Fiscal Year	Fiscal Year	Fiscal Year	Fiscal Year	Fiscal Year
	2017 - 2018 ACTUAL Amounts	2018 - 2019 ACTUAL Amounts	2019 - 2020 ADJUSTED Budget	2020 - 2021 PROPOSED Budget	2020 - 2021 APPROVED Budget	2020 - 2021 ADOPTED Budget
Beginning Fund Balance	3,257,871	4,028,956	4,807,182	6,033,893	6,033,893	6,033,893
REVENUES						
State Support	11,159,522	11,358,432	12,702,701	12,917,948	12,917,948	12,917,948
Tuition	5,921,289	6,120,134	6,520,244	5,876,871	5,876,871	5,876,871
Fees	225,177	497,995	585,000	610,000	610,000	610,000
Indirect Cost Revenue	187,470	227,697	150,000	175,000	175,000	175,000
Miscellaneous Income	83,258	83,261	60,000	127,739	127,739	127,739
Interest	110,045	200,544	156,000	185,000	185,000	185,000
Estimated Property Taxes Current	-	-	3,722,627	3,933,793	3,933,793	3,933,793
Taxes Collected in Year Levied	3,525,418	3,666,973	-	-	-	-
Prior Property Taxes	168,681	180,594	170,000	170,000	170,000	170,000
<b>TOTAL REVENUES</b>	<b>21,380,859</b>	<b>22,335,630</b>	<b>24,066,572</b>	<b>23,996,351</b>	<b>23,996,351</b>	<b>23,996,351</b>
Transfers In	-	20,727	-	75,000	75,000	75,000
<b>TOTAL RESOURCES</b>	<b>24,638,730</b>	<b>26,385,313</b>	<b>28,873,754</b>	<b>30,105,244</b>	<b>30,105,244</b>	<b>30,105,244</b>

General Fund Resources



General Fund Resources – State Support FY 2012 – 2021



	FY 11-12	FY 12-13	FY 13-14	FY 14-15	FY 15-16	FY 16-17	FY 17-18	FY 18-19	FY 19-20	FY 20-21
— Budgeted State Funding	\$10,647,656	\$10,149,754	\$11,000,000	\$10,000,000	\$10,025,523	\$10,468,821	\$10,671,246	\$11,454,365	\$12,702,701	\$12,917,948
— Actual State Funding	\$10,626,202	\$10,251,054	\$11,077,003	\$10,400,000	\$10,475,420	\$10,498,947	\$11,159,522	\$11,358,432	\$12,762,758	

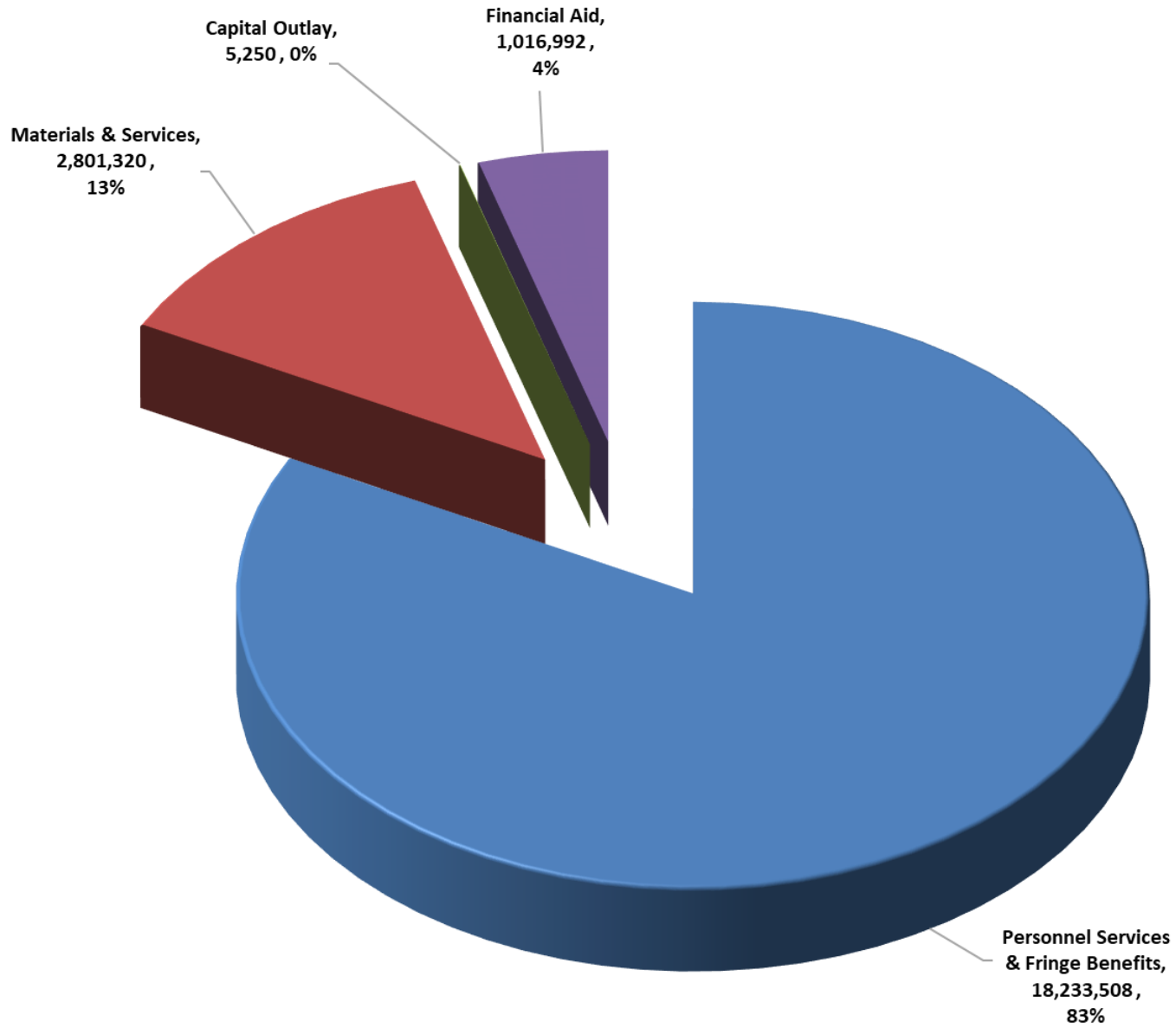
General Fund Requirements

	Fiscal Year 2017-2018 ACTUAL Amounts	Fiscal Year 2018-2019 ACTUAL Amounts	Fiscal Year 2019-2020 ADJUSTED Budget	Fiscal Year 2020-2021 PROPOSED Budget	Fiscal Year 2020-2021 APPROVED Budget	Fiscal Year 2020-2021 ADOPTED Budget
<b>REQUIREMENT DESCRIPTION</b>						
Personnel Services	10,901,633	11,136,237	12,226,132	12,690,889	12,690,889	12,686,790
Fringe Benefits	4,305,635	4,449,730	5,378,990	5,545,716	5,545,716	5,546,719
Materials & Services	2,540,861	2,399,384	2,834,917	2,799,820	2,799,820	2,801,320
Capital Outlay	14,312	36,048	21,000	5,250	5,250	5,250
Financial Aid - Tuition Waivers	626,705	681,012	861,183	1,016,992	1,016,992	1,016,992
<b>Total Operating</b>	<b>18,389,146</b>	<b>18,702,411</b>	<b>21,322,222</b>	<b>22,058,666</b>	<b>22,058,666</b>	<b>22,057,070</b>
<b>TRANSFERS OUT TO:</b>						
Enterprise Fund - Food Services/Catering	-	30,000	60,428	75,000	75,000	75,000
Insurance Fund - Early Retirement Reserve	300,000	250,000	175,000	175,000	175,000	175,000
Insurance Fund - Unemployment Compensation	87,520	120,000	120,000	138,000	138,000	138,000
Capital Fund	318,542	360,000	371,270	563,194	563,194	563,194
Admin. Rest. - Faculty Staff Development	42,592	46,851	51,536	56,690	56,690	56,690
Admin. Rest. - Flegel Center	-	-	275,000	-	-	-
Admin. Rest. - Ford Family Center	145,000	145,000	145,000	-	-	-
Admin. Rest. - Management Information Systems	-	-	-	45,000	45,000	45,000
Admin. Rest. - Staff Development (Non-Faculty)	38,906	42,797	47,077	51,784	51,784	51,784
Admin. Rest. - Strategic Fund	14,563	15,000	15,000	15,000	15,000	15,000
Debt Service - FFCO 2010, 2014	250,000	250,000	395,269	250,000	250,000	250,000
Debt Service - PERS	993,196	993,196	993,196	993,196	993,196	993,196
Agency Fund	30,309	33,288	35,000	35,000	35,000	35,000
<b>Total Transfers Out</b>	<b>2,220,628</b>	<b>2,286,132</b>	<b>2,683,776</b>	<b>2,397,864</b>	<b>2,397,864</b>	<b>2,397,864</b>
Operating Contingency	-	-	938,264	1,246,538	1,246,538	1,248,422
Reserve	-	-	3,929,492	4,402,175	4,402,175	4,401,888
<b>Total Contingency and Reserve</b>	<b>-</b>	<b>-</b>	<b>4,867,756</b>	<b>5,648,713</b>	<b>5,648,713</b>	<b>5,650,310</b>
<b>Ending Fund Balance</b>	<b>4,028,956</b>	<b>5,396,770</b>				
<b>TOTAL REQUIREMENTS</b>	<b>24,638,730</b>	<b>26,385,313</b>	<b>28,873,754</b>	<b>30,105,244</b>	<b>30,105,244</b>	<b>30,105,244</b>

General Fund  
Summary by Use

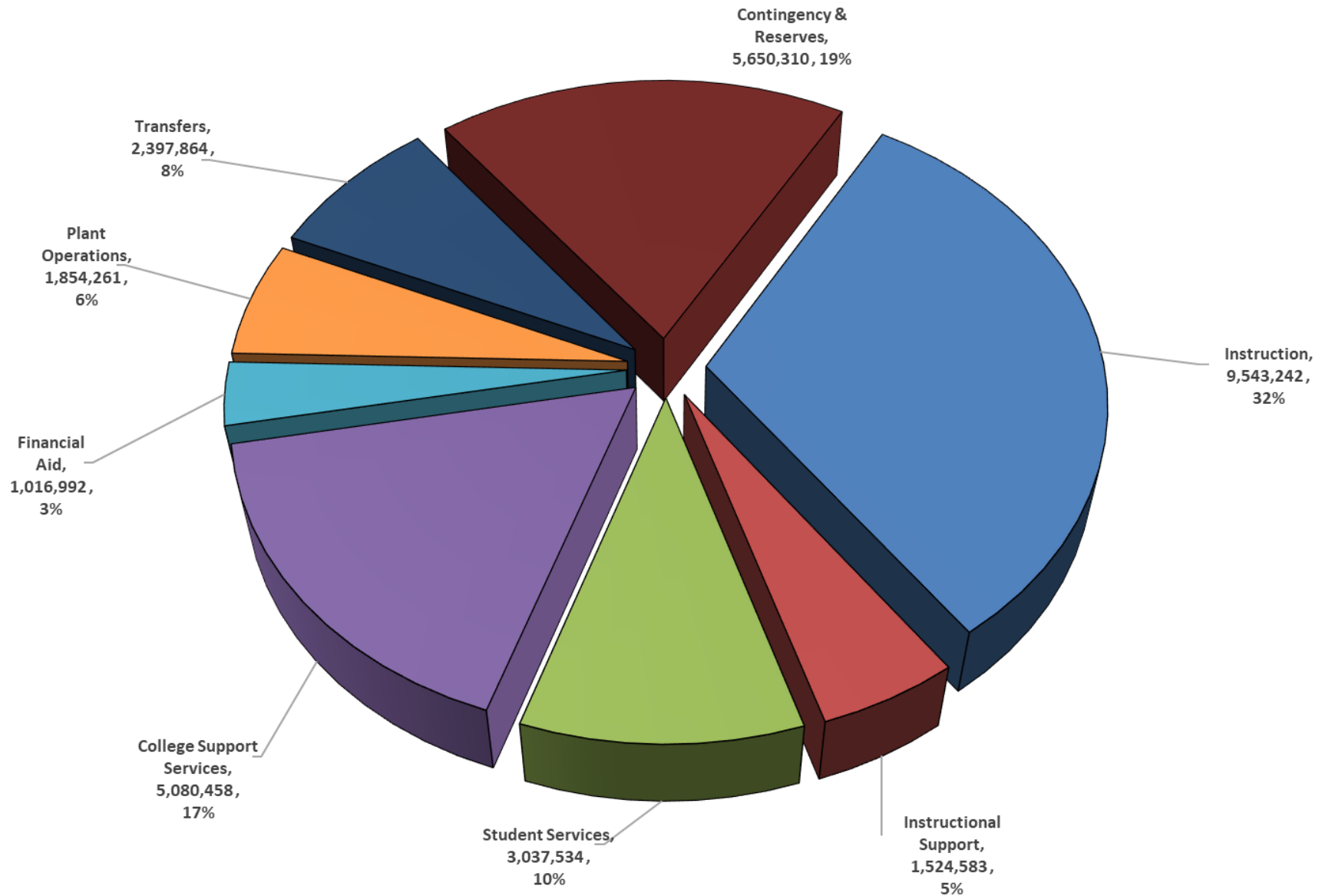
Account	Instruction	Inst. Support	Student Services	College Support Services	Financial Aid	Plant Operations	Transfers	Reserves	TOTAL
PERSONNEL SERVICES	6,778,336	944,175	1,787,506	2,512,833	-	663,940	-	-	12,686,790
BENEFIT EXPENSES	2,579,528	416,968	881,378	1,254,266	-	414,579	-	-	5,546,719
MATERIALS & SERVICES	180,129	163,440	368,650	1,313,359	-	775,742	-	-	2,801,320
FINANCIAL AID	-	-	-	-	1,016,992	-	-	-	1,016,992
CAPITAL OUTLAY	5,250	-	-	-	-	-	-	-	5,250
CONTINGENCY	-	-	-	-	-	-	-	1,248,422	1,248,422
TRANSFERS OUT	-	-	-	-	-	-	2,397,864	-	2,397,864
RESERVES	-	-	-	-	-	-	-	4,401,888	4,401,888
<b>TOTAL</b>	<b>9,543,242</b>	<b>1,524,583</b>	<b>3,037,534</b>	<b>5,080,458</b>	<b>1,016,992</b>	<b>1,854,261</b>	<b>2,397,864</b>	<b>5,650,310</b>	<b>30,105,244</b>
FTE	102.7	13.6	35.9	45.5	-	16.4	-	-	214.2

General Fund Direct Operation Requirements

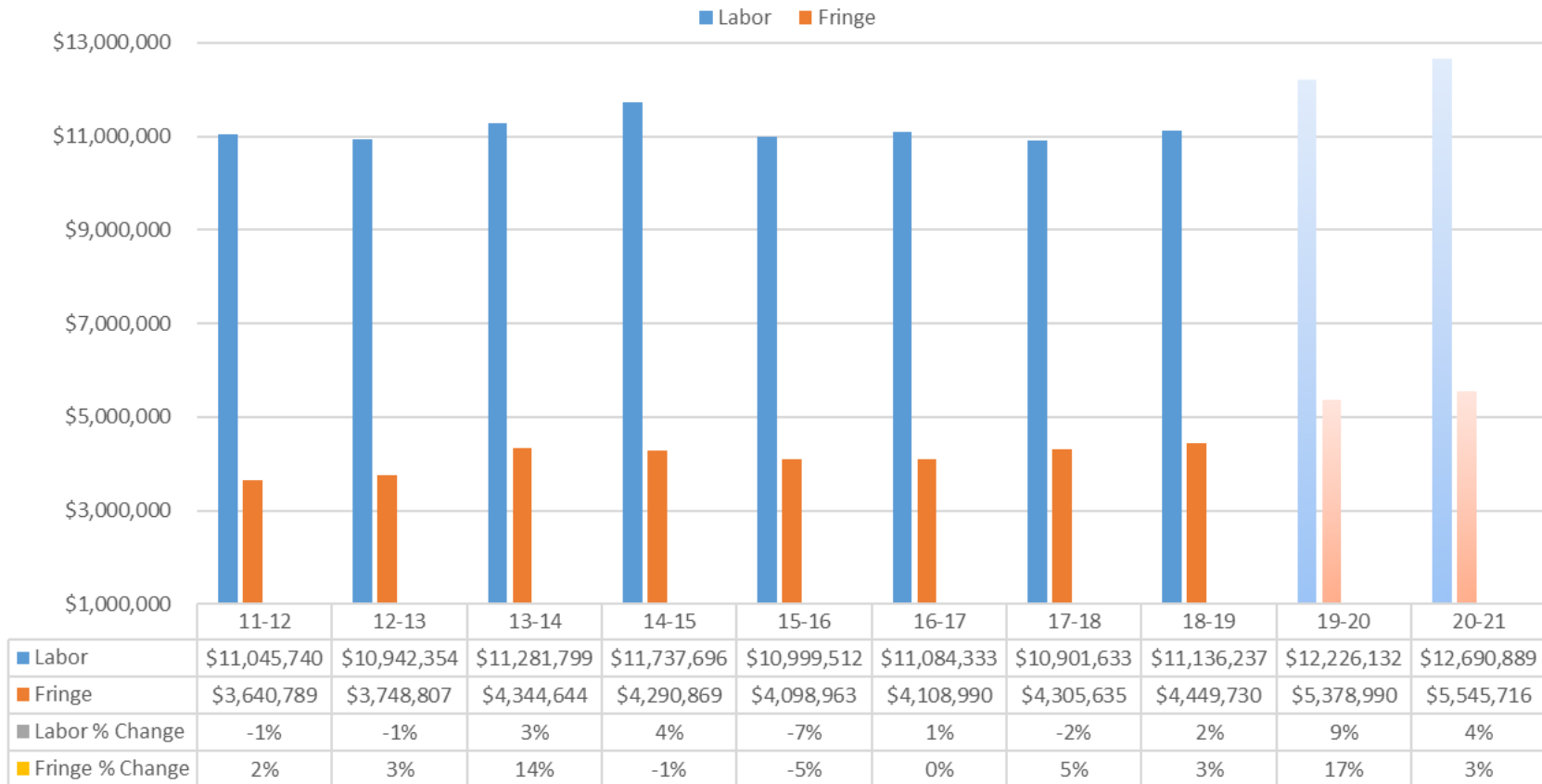




General Fund Direct Operations by Use



Labor and Fringe FY 2012 - 2021



Expenditures by Organization: Instruction

<b>INSTRUCTION</b>	Fiscal Year 2017 -2018 ACTUAL Amounts	Fiscal Year 2018 -2019 ACTUAL Amounts	Fiscal Year 2019 -2020 ADJUSTED Budget	Fiscal Year 2020 -2021 PROPOSED Budget	Fiscal Year 2020 -2021 APPROVED Budget	Fiscal Year 2020 -2021 ADOPTED Budget
<b>ADULT BASIC EDUCATION</b>						
Personnel Services	242,491	211,145	233,446	202,767	202,767	202,767
Fringe Benefits	102,041	83,396	100,843	87,573	87,573	87,573
Materials and Services	23,391	9,802	10,000	10,000	10,000	10,000
<b>Total Requirements</b>	<b>367,923</b>	<b>304,343</b>	<b>344,289</b>	<b>300,340</b>	<b>300,340</b>	<b>300,340</b>
<b>APPRENTICESHIP</b>						
Personnel Services	75,168	84,753	73,517	96,745	96,745	96,745
Fringe Benefits	17,421	19,267	23,682	26,316	26,316	26,316
<b>Total Requirements</b>	<b>92,589</b>	<b>104,021</b>	<b>97,199</b>	<b>123,061</b>	<b>123,061</b>	<b>123,061</b>
<b>ART</b>						
Personnel Services	158,747	144,478	153,841	182,854	182,854	182,854
Fringe Benefits	48,582	41,564	50,656	75,230	75,230	75,230
Materials and Services	4,172	4,755	4,350	4,350	4,350	4,350
<b>Total Requirements</b>	<b>211,501</b>	<b>190,797</b>	<b>208,847</b>	<b>262,434</b>	<b>262,434</b>	<b>262,434</b>
<b>AUTOMOTIVE</b>						
Personnel Services	375,195	383,811	183,408	190,793	190,793	190,793
Fringe Benefits	155,210	168,847	86,515	88,241	88,241	88,241
Materials and Services	4,723	9,902	13,470	16,500	16,500	16,500
Capital Outlay	5,402	4,137	3,000	-	-	-
<b>Total Requirements</b>	<b>540,531</b>	<b>566,697</b>	<b>286,393</b>	<b>295,534</b>	<b>295,534</b>	<b>295,534</b>
<b>BUSINESS</b>						
Personnel Services	533,168	551,810	554,489	615,651	615,651	615,651
Fringe Benefits	120,088	131,145	172,268	172,527	172,527	172,527
Materials and Services	3,660	5,761	10,500	10,500	10,500	10,500
<b>Total Requirements</b>	<b>656,916</b>	<b>688,716</b>	<b>737,257</b>	<b>798,678</b>	<b>798,678</b>	<b>798,678</b>

Expenditures by Organization: Instruction

<b>INSTRUCTION</b>	Fiscal Year 2017 -2018 ACTUAL Amounts	Fiscal Year 2018 -2019 ACTUAL Amounts	Fiscal Year 2019 -2020 ADJUSTED Budget	Fiscal Year 2020 -2021 PROPOSED Budget	Fiscal Year 2020 -2021 APPROVED Budget	Fiscal Year 2020 -2021 ADOPTED Budget
<b>COMMUNITY ED</b>						
Personnel Services	162,992	158,947	148,018	162,496	162,496	172,425
Fringe Benefits	50,209	48,930	52,843	58,368	58,368	60,930
Materials and Services	12,642	16,084	18,500	22,000	22,000	23,500
<b>Total Requirements</b>	<b>225,843</b>	<b>223,961</b>	<b>219,361</b>	<b>242,864</b>	<b>242,864</b>	<b>256,855</b>
<b>COMMUNICATION STUDIES</b>						
Personnel Services	99,632	64,527	82,076	85,324	85,324	85,324
Fringe Benefits	30,599	8,896	32,023	33,256	33,256	33,256
Materials and Services	766	261	575	575	575	575
<b>Total Requirements</b>	<b>130,997</b>	<b>73,683</b>	<b>114,674</b>	<b>119,155</b>	<b>119,155</b>	<b>119,155</b>
<b>COMPUTER INFO SYSTEMS</b>						
Personnel Services	193,536	199,861	212,614	216,987	216,987	216,987
Fringe Benefits	62,589	71,647	81,171	83,493	83,493	83,493
Materials and Services	4,648	1,856	2,554	2,554	2,554	2,554
<b>Total Requirements</b>	<b>260,773</b>	<b>273,364</b>	<b>296,339</b>	<b>303,034</b>	<b>303,034</b>	<b>303,034</b>
<b>CRIMINAL JUSTICE</b>						
Personnel Services	53,380	54,019	44,800	56,800	56,800	56,800
Fringe Benefits	9,998	10,842	8,741	14,432	14,432	14,432
Materials and Services	1,504	532	1,550	1,550	1,550	1,550
<b>Total Requirements</b>	<b>64,882</b>	<b>65,393</b>	<b>55,091</b>	<b>72,782</b>	<b>72,782</b>	<b>72,782</b>
<b>CULINARY ARTS</b>						
Personnel Services	6,341	-	-	-	-	-
Fringe Benefits	771	-	-	-	-	-
<b>Total Requirements</b>	<b>7,112</b>	<b>-</b>	<b>-</b>	<b>-</b>	<b>-</b>	<b>-</b>

Expenditures by Organization: Instruction

<b>INSTRUCTION</b>	Fiscal Year 2017 -2018 ACTUAL Amounts	Fiscal Year 2018 -2019 ACTUAL Amounts	Fiscal Year 2019 -2020 ADJUSTED Budget	Fiscal Year 2020 -2021 PROPOSED Budget	Fiscal Year 2020 -2021 APPROVED Budget	Fiscal Year 2020 -2021 ADOPTED Budget
<b>DENTAL ASSISTING</b>						
Personnel Services	83,574	105,140	108,723	114,032	114,032	114,032
Fringe Benefits	28,036	30,179	37,223	38,858	38,858	38,858
Materials and Services	2,919	365	1,000	500	500	500
<b>Total Requirements</b>	<b>114,529</b>	<b>135,684</b>	<b>146,946</b>	<b>153,390</b>	<b>153,390</b>	<b>153,390</b>
<b>EARLY CHILDHOOD ED</b>						
Personnel Services	-	-	36,450	39,611	39,611	39,611
Fringe Benefits	-	-	7,112	7,728	7,728	7,728
Materials and Services	-	-	1,600	1,300	1,300	1,300
<b>Total Requirements</b>	<b>-</b>	<b>-</b>	<b>45,162</b>	<b>48,639</b>	<b>48,639</b>	<b>48,639</b>
<b>EDUCATION</b>						
Personnel Services	44,871	42,632	-	6,911	6,911	6,911
Fringe Benefits	6,100	5,839	-	1,347	1,347	1,347
Materials and Services	827	1,728	-	300	300	300
<b>Total Requirements</b>	<b>51,798</b>	<b>50,199</b>	<b>-</b>	<b>8,558</b>	<b>8,558</b>	<b>8,558</b>
<b>E.M.T</b>						
Personnel Services	104,837	118,375	133,130	191,244	191,244	191,244
Fringe Benefits	31,886	34,862	41,984	62,226	62,226	62,226
Materials and Services	18,173	3,647	3,250	3,250	3,250	3,250
<b>Total Requirements</b>	<b>154,896</b>	<b>156,884</b>	<b>178,364</b>	<b>256,720</b>	<b>256,720</b>	<b>256,720</b>
<b>ENGINEERING</b>						
Personnel Services	113,188	125,832	113,656	128,202	128,202	128,202
Fringe Benefits	37,758	46,956	50,624	54,560	54,560	54,560
Materials and Services	4,126	3,694	1,900	1,900	1,900	1,900
<b>Total Requirements</b>	<b>155,072</b>	<b>176,481</b>	<b>166,180</b>	<b>184,662</b>	<b>184,662</b>	<b>184,662</b>

Expenditures by Organization: Instruction

<b>INSTRUCTION</b>	Fiscal Year 2017 -2018 ACTUAL Amounts	Fiscal Year 2018 -2019 ACTUAL Amounts	Fiscal Year 2019 -2020 ADJUSTED Budget	Fiscal Year 2020 -2021 PROPOSED Budget	Fiscal Year 2020 -2021 APPROVED Budget	Fiscal Year 2020 -2021 ADOPTED Budget
<b>ENGLISH</b>						
Personnel Services	431,075	440,466	476,007	464,294	464,294	464,294
Fringe Benefits	145,380	162,009	180,112	181,018	181,018	181,018
Materials and Services	6,113	4,173	8,500	8,500	8,500	8,500
<b>Total Requirements</b>	<b>582,568</b>	<b>606,648</b>	<b>664,619</b>	<b>653,812</b>	<b>653,812</b>	<b>653,812</b>
<b>EXTRA SECTIONS</b>						
Personnel Services	-	-	-	111,430	111,430	42,500
Fringe Benefits	-	-	-	37,178	37,178	8,292
<b>Total Requirements</b>	<b>-</b>	<b>-</b>	<b>-</b>	<b>148,608</b>	<b>148,608</b>	<b>50,792</b>
<b>EXTRA SECTIONS A&amp;S</b>						
Personnel Services	-	3,035	21,562	-	-	-
Fringe Benefits	-	502	4,878	-	-	-
Materials and Services	196	1,508	-	-	-	-
<b>Total Requirements</b>	<b>196</b>	<b>5,045</b>	<b>26,440</b>	<b>-</b>	<b>-</b>	<b>-</b>
<b>EXTRA SECTIONS CTE</b>						
Personnel Services	19,614	16,904	17,500	-	-	-
Fringe Benefits	3,404	2,956	3,415	-	-	-
Materials and Services	545	-	-	-	-	-
<b>Total Requirements</b>	<b>23,563</b>	<b>19,860</b>	<b>20,915</b>	<b>-</b>	<b>-</b>	<b>-</b>
<b>FIRE SCIENCE</b>						
Personnel Services	59,380	34,722	38,000	49,380	49,380	49,380
Fringe Benefits	8,992	6,960	7,415	19,206	19,206	19,206
Materials and Services	(1,021)	1,198	4,000	2,750	2,750	2,750
<b>Total Requirements</b>	<b>67,351</b>	<b>42,880</b>	<b>49,415</b>	<b>71,336</b>	<b>71,336</b>	<b>71,336</b>

Expenditures by Organization: Instruction

<b>INSTRUCTION</b>	Fiscal Year 2017 -2018 ACTUAL Amounts	Fiscal Year 2018 -2019 ACTUAL Amounts	Fiscal Year 2019 -2020 ADJUSTED Budget	Fiscal Year 2020 -2021 PROPOSED Budget	Fiscal Year 2020 -2021 APPROVED Budget	Fiscal Year 2020 -2021 ADOPTED Budget
<b>FOREIGN LANGUAGE</b>						
Personnel Services	59,674	63,910	67,723	71,281	71,281	71,281
Fringe Benefits	25,206	26,428	29,223	30,516	30,516	30,516
Materials and Services	318	340	350	350	350	350
<b>Total Requirements</b>	<b>85,198</b>	<b>90,678</b>	<b>97,296</b>	<b>102,147</b>	<b>102,147</b>	<b>102,147</b>
<b>FORESTRY</b>						
Personnel Services	-	-	23,323	58,304	58,304	58,304
Fringe Benefits	-	-	11,476	13,687	13,687	13,687
Materials and Services	-	-	300	300	300	300
<b>Total Requirements</b>	<b>-</b>	<b>-</b>	<b>35,099</b>	<b>72,291</b>	<b>72,291</b>	<b>72,291</b>
<b>HISTORY</b>						
Personnel Services	-	71,037	79,507	91,660	91,660	91,660
Fringe Benefits	-	27,320	27,649	34,493	34,493	34,493
Materials and Services	-	1,163	600	600	600	600
<b>Total Requirements</b>	<b>-</b>	<b>99,520</b>	<b>107,756</b>	<b>126,753</b>	<b>126,753</b>	<b>126,753</b>
<b>HOSPITALITY &amp; RESTAURANT MGMT</b>						
Materials and Services	12	-	-	-	-	-
<b>Total Requirements</b>	<b>12</b>	<b>-</b>	<b>-</b>	<b>-</b>	<b>-</b>	<b>-</b>
<b>HUMAN SERVICES</b>						
Personnel Services	73,208	44,020	46,949	45,320	45,320	45,320
Fringe Benefits	16,329	8,728	12,361	12,164	12,164	12,164
Materials and Services	163	160	550	500	500	500
<b>Total Requirements</b>	<b>89,700</b>	<b>52,908</b>	<b>59,860</b>	<b>57,983</b>	<b>57,983</b>	<b>57,983</b>

Expenditures by Organization: Instruction

<b>INSTRUCTION</b>	Fiscal Year 2017 -2018 ACTUAL Amounts	Fiscal Year 2018 -2019 ACTUAL Amounts	Fiscal Year 2019 -2020 ADJUSTED Budget	Fiscal Year 2020 -2021 PROPOSED Budget	Fiscal Year 2020 -2021 APPROVED Budget	Fiscal Year 2020 -2021 ADOPTED Budget
<b>INSTRUCTIONAL EQUIPMENT</b>						
Materials and Services	22,673	1,309	20,000	-	-	-
Capital Outlay	-	11,600	10,000	-	-	-
<b>Total Requirements</b>	<b>22,673</b>	<b>12,909</b>	<b>30,000</b>	<b>-</b>	<b>-</b>	<b>-</b>
<b>INSTRUCTIONAL STIPENDS</b>						
Personnel Services	-	174,639	250,897	284,367	284,367	284,367
Fringe Benefits	-	31,451	52,365	61,192	61,192	61,192
<b>Total Requirements</b>	<b>-</b>	<b>206,090</b>	<b>303,262</b>	<b>345,559</b>	<b>345,559</b>	<b>345,559</b>
<b>JOB CORPS</b>						
Personnel Services	185,946	194,198	211,639	209,189	209,189	209,189
Fringe Benefits	62,801	56,065	81,590	82,338	82,338	82,338
Materials and Services	7,228	4,140	6,400	6,400	6,400	6,400
<b>Total Requirements</b>	<b>255,975</b>	<b>254,403</b>	<b>299,629</b>	<b>297,927</b>	<b>297,927</b>	<b>297,927</b>
<b>JOURNALISM</b>						
Personnel Services	35,801	38,371	37,893	38,596	38,596	38,596
Fringe Benefits	12,950	13,722	14,758	15,171	15,171	15,171
Materials and Services	2,279	1,723	2,500	2,500	2,500	2,500
<b>Total Requirements</b>	<b>51,030</b>	<b>53,817</b>	<b>55,151</b>	<b>56,267</b>	<b>56,267</b>	<b>56,267</b>
<b>LEARNING SKILLS CENTER</b>						
Personnel Services	98,642	101,636	96,559	112,093	112,093	112,093
Fringe Benefits	38,776	43,374	45,564	49,518	49,518	49,518
Materials and Services	714	842	1,200	1,200	1,200	1,200
<b>Total Requirements</b>	<b>138,133</b>	<b>145,852</b>	<b>143,323</b>	<b>162,811</b>	<b>162,811</b>	<b>162,811</b>



Expenditures by Organization: Instruction

<b>INSTRUCTION</b>	Fiscal Year 2017 -2018 ACTUAL Amounts	Fiscal Year 2018 -2019 ACTUAL Amounts	Fiscal Year 2019 -2020 ADJUSTED Budget	Fiscal Year 2020 -2021 PROPOSED Budget	Fiscal Year 2020 -2021 APPROVED Budget	Fiscal Year 2020 -2021 ADOPTED Budget
<b>LIFE SCIENCE</b>						
Personnel Services	-	-	359,263	338,814	338,814	338,814
Fringe Benefits	-	-	142,137	138,148	138,148	138,148
Materials and Services	-	-	3,500	3,500	3,500	3,500
<b>Total Requirements</b>	-	-	504,900	480,462	480,462	480,462
<b>MATH</b>						
Personnel Services	429,246	420,352	442,192	434,081	434,081	486,743
Fringe Benefits	156,332	156,017	172,062	173,506	173,506	200,390
Materials and Services	6,612	4,849	12,200	12,200	12,200	12,200
<b>Total Requirements</b>	592,190	581,218	626,454	619,787	619,787	699,333
<b>MUSIC</b>						
Personnel Services	104,419	112,647	118,392	126,411	126,411	126,411
Fringe Benefits	37,449	35,300	43,740	45,998	45,998	45,998
Materials and Services	7,570	7,098	4,100	4,100	4,100	4,100
<b>Total Requirements</b>	149,437	155,045	166,232	176,509	176,509	176,509
<b>NURSING</b>						
Personnel Services	540,455	532,782	510,777	552,221	552,221	552,221
Fringe Benefits	168,571	192,336	212,376	242,549	242,549	242,549
<b>Total Requirements</b>	709,026	725,118	723,153	794,770	794,770	794,770
<b>PARALEGAL</b>						
Personnel Services	90,686	76,351	90,382	104,740	104,740	104,740
Fringe Benefits	30,022	29,054	33,643	37,045	37,045	37,045
<b>Total Requirements</b>	120,708	105,405	124,025	141,785	141,785	141,785

Expenditures by Organization: Instruction

<b>INSTRUCTION</b>	Fiscal Year 2017 -2018 ACTUAL Amounts	Fiscal Year 2018 -2019 ACTUAL Amounts	Fiscal Year 2019 -2020 ADJUSTED Budget	Fiscal Year 2020 -2021 PROPOSED Budget	Fiscal Year 2020 -2021 APPROVED Budget	Fiscal Year 2020 -2021 ADOPTED Budget
<b>PHYSICAL ED &amp; HEALTH</b>						
Personnel Services	313,615	321,634	274,544	249,654	249,654	249,654
Fringe Benefits	129,253	131,355	120,370	117,455	117,455	117,455
Materials and Services	1,153	2,082	900	900	900	900
<b>Total Requirements</b>	<b>444,022</b>	<b>455,071</b>	<b>395,814</b>	<b>368,009</b>	<b>368,009</b>	<b>368,009</b>
<b>PHYSICAL SCIENCE</b>						
Personnel Services	618,904	542,165	267,221	261,389	261,389	261,389
Fringe Benefits	212,375	195,193	108,168	108,829	108,829	108,829
Materials and Services	6,327	7,021	3,500	3,500	3,500	3,500
<b>Total Requirements</b>	<b>837,605</b>	<b>744,379</b>	<b>378,889</b>	<b>373,718</b>	<b>373,718</b>	<b>373,718</b>
<b>PRACTICAL NURSING</b>						
Personnel Services	43,946	2,162	-	-	-	-
Fringe Benefits	7,619	376	-	-	-	-
<b>Total Requirements</b>	<b>51,566</b>	<b>2,538</b>	<b>-</b>	<b>-</b>	<b>-</b>	<b>-</b>
<b>PROGRAM DEVELOPMENT</b>						
Personnel Services	2,194	-	4,000	-	-	-
Fringe Benefits	179	-	780	-	-	-
Materials and Services	28,109	9,523	15,220	-	-	-
<b>Total Requirements</b>	<b>30,483</b>	<b>9,523</b>	<b>20,000</b>	<b>-</b>	<b>-</b>	<b>-</b>
<b>SMALL BUSINESS MANAGEMENT</b>						
Personnel Services	69,484	65,490	75,276	77,980	77,980	77,980
Fringe Benefits	26,620	22,132	32,608	34,020	34,020	34,020
<b>Total Requirements</b>	<b>96,103</b>	<b>87,622</b>	<b>107,884</b>	<b>112,000</b>	<b>112,000</b>	<b>112,000</b>

Expenditures by Organization: Instruction

<b>INSTRUCTION</b>	Fiscal Year 2017 -2018 ACTUAL Amounts	Fiscal Year 2018 -2019 ACTUAL Amounts	Fiscal Year 2019 -2020 ADJUSTED Budget	Fiscal Year 2020 -2021 PROPOSED Budget	Fiscal Year 2020 -2021 APPROVED Budget	Fiscal Year 2020 -2021 ADOPTED Budget
<b>SOCIAL SCIENCE</b>						
Personnel Services	292,619	245,288	264,667	237,684	237,684	237,684
Fringe Benefits	98,502	85,936	100,601	92,881	92,881	92,881
Materials and Services	3,197	1,362	2,000	2,000	2,000	2,000
<b>Total Requirements</b>	<b>394,319</b>	<b>332,586</b>	<b>367,268</b>	<b>332,565</b>	<b>332,565</b>	<b>332,565</b>
<b>THEATER</b>						
Personnel Services	58,219	21,106	50,426	54,452	54,452	54,452
Fringe Benefits	24,554	8,347	25,847	27,234	27,234	27,234
Materials and Services	3,928	721	2,800	2,800	2,800	2,800
<b>Total Requirements</b>	<b>86,701</b>	<b>30,174</b>	<b>79,073</b>	<b>84,486</b>	<b>84,486</b>	<b>84,486</b>
<b>TTEN</b>						
Personnel Services	-	-	200,180	205,751	205,751	205,751
Fringe Benefits	-	-	88,157	90,831	90,831	90,831
Materials and Services	-	325	9,300	12,300	12,300	12,300
Capital Outlay	-	-	3,000	-	-	-
<b>Total Requirements</b>	<b>-</b>	<b>325</b>	<b>300,637</b>	<b>308,882</b>	<b>308,882</b>	<b>308,882</b>
<b>TUTORING</b>						
Personnel Services	6,526	5,682	10,742	11,441	11,441	11,441
Fringe Benefits	2,167	1,225	3,936	2,059	2,059	2,059
<b>Total Requirements</b>	<b>8,693</b>	<b>6,907</b>	<b>14,678</b>	<b>13,500</b>	<b>13,500</b>	<b>13,500</b>
<b>UCC LEADERSHIP</b>						
Materials and Services	3,500	464	2,000	-	-	-
<b>Total Requirements</b>	<b>3,500</b>	<b>464</b>	<b>2,000</b>	<b>-</b>	<b>-</b>	<b>-</b>

Expenditures by Organization: Instruction

<b>INSTRUCTION</b>	Fiscal Year 2017 -2018 ACTUAL Amounts	Fiscal Year 2018 -2019 ACTUAL Amounts	Fiscal Year 2019 -2020 ADJUSTED Budget	Fiscal Year 2020 -2021 PROPOSED Budget	Fiscal Year 2020 -2021 APPROVED Budget	Fiscal Year 2020 -2021 ADOPTED Budget
<b>VITICULTURE AND ENOLOGY</b>						
Personnel Services	121,603	113,138	139,880	143,971	143,971	143,971
Fringe Benefits	46,208	40,770	60,056	60,855	60,855	60,855
Materials and Services	15,046	18,318	37,250	38,000	38,000	38,000
Capital Outlay	-	6,943	5,000	5,250	5,250	5,250
<b>Total Requirements</b>	<b>182,857</b>	<b>179,169</b>	<b>242,186</b>	<b>248,076</b>	<b>248,076</b>	<b>248,076</b>
<b>WELDING</b>						
Personnel Services	123,976	129,087	157,988	159,755	159,755	159,755
Fringe Benefits	50,947	53,329	65,336	66,922	66,922	66,922
Materials and Services	2,811	944	950	950	950	950
<b>Total Requirements</b>	<b>177,734</b>	<b>183,361</b>	<b>224,274</b>	<b>227,627</b>	<b>227,627</b>	<b>227,627</b>
<b>WORKFORCE TRAINING CTR</b>						
Personnel Services	14,739	-	-	-	-	-
Fringe Benefits	2,490	-	-	-	-	-
Materials and Services	25,993	-	-	-	-	-
<b>Total Requirements</b>	<b>43,222</b>	<b>-</b>	<b>-</b>	<b>-</b>	<b>-</b>	<b>-</b>
<b>TOTAL INSTRUCTION</b>	<b>8,279,927</b>	<b>8,199,737</b>	<b>9,066,334</b>	<b>9,547,521</b>	<b>9,547,521</b>	<b>9,543,242</b>

Expenditures by Organization: Instructional Support

<b>INSTRUCTIONAL SUPPORT</b>	Fiscal Year 2017 -2018 ACTUAL Amounts	Fiscal Year 2018 -2019 ACTUAL Amounts	Fiscal Year 2019 -2020 ADJUSTED Budget	Fiscal Year 2020 -2021 PROPOSED Budget	Fiscal Year 2020 -2021 APPROVED Budget	Fiscal Year 2020 -2021 ADOPTED Budget
<b>ACADEMIC DEVELOPMENT</b>						
Personnel Services	106,656	38,160	102,937	119,740	119,740	119,740
Fringe Benefits	53,197	24,366	54,541	57,966	57,966	57,966
Materials and Services	2,333	-	-	-	-	-
<b>Total Requirements</b>	<b>162,186</b>	<b>62,526</b>	<b>157,478</b>	<b>177,706</b>	<b>177,706</b>	<b>177,706</b>
<b>ACADEMIC SUPPORT</b>						
Materials and Services	-	-	-	25,800	25,800	25,800
<b>Total Requirements</b>	<b>-</b>	<b>-</b>	<b>-</b>	<b>25,800</b>	<b>25,800</b>	<b>25,800</b>
<b>ACCREDITATION</b>						
Personnel Services	-	1,183	-	-	-	-
Fringe Benefits	-	204	-	-	-	-
Materials and Services	10,920	23,642	-	-	-	-
<b>Total Requirements</b>	<b>10,920</b>	<b>25,029</b>	<b>-</b>	<b>-</b>	<b>-</b>	<b>-</b>
<b>ADJUNCT FACULTY STAFF DEVELOPMENT</b>						
Materials and Services	500	1,097	2,000	4,000	4,000	4,000
<b>Total Requirements</b>	<b>500</b>	<b>1,097</b>	<b>2,000</b>	<b>4,000</b>	<b>4,000</b>	<b>4,000</b>
<b>ARTS &amp; SCIENCES</b>						
Personnel Services	158,787	145,855	156,042	-	-	-
Fringe Benefits	73,274	70,750	80,832	-	-	-
Materials and Services	4,594	4,278	5,850	-	-	-
<b>Total Requirements</b>	<b>236,655</b>	<b>220,883</b>	<b>242,724</b>	<b>-</b>	<b>-</b>	<b>-</b>

Expenditures by Organization: Instructional Support

<b>INSTRUCTIONAL SUPPORT</b>	Fiscal Year 2017 -2018 ACTUAL Amounts	Fiscal Year 2018 -2019 ACTUAL Amounts	Fiscal Year 2019 -2020 ADJUSTED Budget	Fiscal Year 2020 -2021 PROPOSED Budget	Fiscal Year 2020 -2021 APPROVED Budget	Fiscal Year 2020 -2021 ADOPTED Budget
<b>ASSISTANT VP ACADEMIC SERVICES</b>						
Personnel Services	-	-	65,099	145,584	145,584	145,584
Fringe Benefits	-	-	25,512	60,730	60,730	60,730
Materials and Services	-	-	-	5,000	5,000	5,000
<b>Total Requirements</b>	-	-	90,611	211,314	211,314	211,314
<b>CAREER &amp; TECHNICAL EDUCATION</b>						
Personnel Services	142,908	141,875	153,432	-	-	-
Fringe Benefits	55,143	54,214	61,409	-	-	-
Materials and Services	11,981	10,286	14,950	-	-	-
<b>Total Requirements</b>	210,032	206,375	229,791	-	-	-
<b>COLLEGE TRANSITIONS</b>						
Personnel Services	17,638	5,057	32,285	31,939	31,939	31,939
Fringe Benefits	2,470	1,474	18,804	18,238	18,238	18,238
Materials and Services	3,444	1,196	3,000	3,000	3,000	3,000
<b>Total Requirements</b>	23,553	7,727	54,089	53,177	53,177	53,177
<b>FACULTY RETREAT</b>						
Materials and Services	3,215	-	-	-	-	-
<b>Total Requirements</b>	3,215	-	-	-	-	-
<b>FIRST YEAR EXPERIENCE</b>						
Materials and Services	-	-	-	750	750	750
<b>Total Requirements</b>	-	-	-	750	750	750

Expenditures by Organization: Instructional Support

<b>INSTRUCTIONAL SUPPORT</b>	Fiscal Year 2017 -2018 ACTUAL Amounts	Fiscal Year 2018 -2019 ACTUAL Amounts	Fiscal Year 2019 -2020 ADJUSTED Budget	Fiscal Year 2020 -2021 PROPOSED Budget	Fiscal Year 2020 -2021 APPROVED Budget	Fiscal Year 2020 -2021 ADOPTED Budget
<b>INSTITUTIONAL EFFECTIVENESS</b>						
Personnel Services	58,427	68,813	72,961	173,072	173,072	173,072
Fringe Benefits	24,763	20,778	30,398	82,072	82,072	82,072
Materials and Services	14,606	10,940	43,604	43,500	43,500	43,500
<b>Total Requirements</b>	<b>97,796</b>	<b>100,531</b>	<b>146,963</b>	<b>298,644</b>	<b>298,644</b>	<b>298,644</b>
<b>LIBRARY</b>						
Personnel Services	224,296	214,501	212,099	239,812	239,812	239,812
Fringe Benefits	105,275	104,883	115,341	119,834	119,834	119,834
Materials and Services	61,020	73,565	74,590	77,290	77,290	77,290
<b>Total Requirements</b>	<b>390,590</b>	<b>392,949</b>	<b>402,030</b>	<b>436,936</b>	<b>436,936</b>	<b>436,936</b>
<b>PATHWAYS MATCH</b>						
Personnel Services	963	9,874	-	-	-	-
Fringe Benefits	209	3,601	-	-	-	-
<b>Total Requirements</b>	<b>1,172</b>	<b>13,475</b>	<b>-</b>	<b>-</b>	<b>-</b>	<b>-</b>
<b>PROVOST</b>						
Personnel Services	188,622	133,496	138,502	214,623	214,623	214,623
Fringe Benefits	55,825	37,699	43,322	74,343	74,343	74,343
Materials and Services	3,466	2,529	4,100	4,100	4,100	4,100
<b>Total Requirements</b>	<b>247,913</b>	<b>173,724</b>	<b>185,924</b>	<b>293,066</b>	<b>293,066</b>	<b>293,066</b>
<b>SABBATICAL</b>						
Personnel Services	4,272	10,332	-	19,405	19,405	19,405
Fringe Benefits	307	1,207	-	3,785	3,785	3,785
<b>Total Requirements</b>	<b>4,579</b>	<b>11,539</b>	<b>-</b>	<b>23,190</b>	<b>23,190</b>	<b>23,190</b>

Expenditures by Organization: Instructional Support

	Fiscal Year 2017 -2018 ACTUAL Amounts	Fiscal Year 2018 -2019 ACTUAL Amounts	Fiscal Year 2019 -2020 ADJUSTED Budget	Fiscal Year 2020 -2021 PROPOSED Budget	Fiscal Year 2020 -2021 APPROVED Budget	Fiscal Year 2020 -2021 ADOPTED Budget
<b>INSTRUCTIONAL SUPPORT</b>						
<b>WORKFORCE &amp; COMMUNITY EDUCATION</b>						
Personnel Services	8,955	17,021	16,311	-	-	-
Fringe Benefits	1,741	2,943	2,924	-	-	-
Materials and Services	3,605	80	-	-	-	-
<b>Total Requirements</b>	14,300	20,044	19,235	-	-	-
<b>TOTAL INST. SUPPORT</b>	1,403,412	1,235,900	1,530,845	1,524,583	1,524,583	1,524,583



## Expenditures by Organization: Student Services

	Fiscal Year 2017 -2018	Fiscal Year 2018 -2019	Fiscal Year 2019 -2020	Fiscal Year 2020 -2021	Fiscal Year 2020 -2021	Fiscal Year 2020 -2021
<b>STUDENT SERVICES</b>	ACTUAL	ACTUAL	ADJUSTED	PROPOSED	APPROVED	ADOPTED
	Amounts	Amounts	Budget	Budget	Budget	Budget
<b>ACCESSIBILITY SERVICES</b>						
Personnel Services	66,639	71,435	93,683	85,038	85,038	85,038
Fringe Benefits	26,043	27,231	33,623	32,536	32,536	32,536
Materials and Services	1,604	2,847	4,450	4,550	4,550	4,550
<b>Total Requirements</b>	94,287	101,512	131,756	122,124	122,124	122,124
<b>ACADEMIC ADVISING</b>						
Personnel Services	180,371	207,116	264,521	235,575	235,575	235,575
Fringe Benefits	86,100	105,752	144,871	129,332	129,332	129,332
Materials and Services	19,629	5,971	7,500	7,500	7,500	7,500
<b>Total Requirements</b>	286,100	318,839	416,892	372,407	372,407	372,407
<b>BASEBALL</b>						
Personnel Services	-	75,195	80,142	82,698	82,698	82,698
Fringe Benefits	-	27,852	31,646	32,744	32,744	32,744
Materials and Services	-	28,000	41,500	41,500	41,500	41,500
<b>Total Requirements</b>	-	131,047	153,288	156,942	156,942	156,942
<b>COMMENCEMENT</b>						
Materials and Services	-	-	-	13,000	13,000	13,000
<b>Total Requirements</b>	-	-	-	13,000	13,000	13,000
<b>CROSS COUNTRY</b>						
Personnel Services	5,000	-	-	-	-	-
Fringe Benefits	409	-	-	-	-	-
Materials and Services	7,624	10,316	10,350	10,350	10,350	10,350
<b>Total Requirements</b>	13,033	10,316	10,350	10,350	10,350	10,350

Expenditures by Organization: Student Services

	Fiscal Year 2017 -2018	Fiscal Year 2018 -2019	Fiscal Year 2019 -2020	Fiscal Year 2020 -2021	Fiscal Year 2020 -2021	Fiscal Year 2020 -2021
<b>STUDENT SERVICES</b>	ACTUAL	ACTUAL	ADJUSTED	PROPOSED	APPROVED	ADOPTED
	Amounts	Amounts	Budget	Budget	Budget	Budget
<b>DEAN OF STUDENT SERVICES</b>						
Personnel Services	136,931	115,187	120,711	122,942	122,942	122,942
Fringe Benefits	66,792	55,816	56,349	56,789	56,789	56,789
Materials and Services	2,622	6,661	9,050	9,500	9,500	9,500
<b>Total Requirements</b>	<b>206,346</b>	<b>177,664</b>	<b>186,110</b>	<b>189,231</b>	<b>189,231</b>	<b>189,231</b>
<b>DIVERSITY, EQUITY, AND INCLUSION</b>						
Materials and Services	-	2,756	3,000	3,000	3,000	3,000
<b>Total Requirements</b>	<b>-</b>	<b>2,756</b>	<b>3,000</b>	<b>3,000</b>	<b>3,000</b>	<b>3,000</b>
<b>E-SPORTS</b>						
Personnel Services	-	-	-	15,000	15,000	15,000
Fringe Benefits	-	-	-	2,927	2,927	2,927
Materials and Services	-	-	-	8,000	8,000	8,000
<b>Total Requirements</b>	<b>-</b>	<b>-</b>	<b>-</b>	<b>25,927</b>	<b>25,927</b>	<b>25,927</b>
<b>ENROLLMENT MANAGEMENT</b>						
Personnel Services	-	241,849	254,854	259,640	259,640	259,640
Fringe Benefits	-	120,156	135,258	136,286	136,286	136,286
Materials and Services	-	15,336	21,000	21,000	21,000	21,000
<b>Total Requirements</b>	<b>-</b>	<b>377,341</b>	<b>411,112</b>	<b>416,926</b>	<b>416,926</b>	<b>416,926</b>
<b>FINANCIAL AID</b>						
Personnel Services	249,054	260,188	278,897	272,221	272,221	272,221
Fringe Benefits	140,109	148,865	162,759	161,669	161,669	161,669
Materials and Services	19,293	19,696	24,500	23,700	23,700	23,700
<b>Total Requirements</b>	<b>408,456</b>	<b>428,749</b>	<b>466,156</b>	<b>457,590</b>	<b>457,590</b>	<b>457,590</b>

## Expenditures by Organization: Student Services

	Fiscal Year 2017 -2018	Fiscal Year 2018 -2019	Fiscal Year 2019 -2020	Fiscal Year 2020 -2021	Fiscal Year 2020 -2021	Fiscal Year 2020 -2021
<b>STUDENT SERVICES</b>	<b>ACTUAL</b>	<b>ACTUAL</b>	<b>ADJUSTED</b>	<b>PROPOSED</b>	<b>APPROVED</b>	<b>ADOPTED</b>
	Amounts	Amounts	Budget	Budget	Budget	Budget
<b>GENERAL ATHLETICS</b>						
Personnel Services	27,584	71,855	159,787	165,877	165,877	165,877
Fringe Benefits	5,830	21,266	67,340	72,235	72,235	72,235
Materials and Services	51,175	63,972	69,650	69,650	69,650	69,650
<b>Total Requirements</b>	<b>84,589</b>	<b>157,093</b>	<b>296,777</b>	<b>307,762</b>	<b>307,762</b>	<b>307,762</b>
<b>LIFE COACH</b>						
Personnel Services	-	-	63,991	110,568	110,568	110,568
Fringe Benefits	-	-	28,983	54,191	54,191	54,191
Materials and Services	-	-	5,600	7,900	7,900	7,900
<b>Total Requirements</b>	<b>-</b>	<b>-</b>	<b>98,574</b>	<b>172,659</b>	<b>172,659</b>	<b>172,659</b>
<b>MEN'S BASKETBALL</b>						
Personnel Services	10,086	10,311	10,547	10,792	10,792	10,792
Fringe Benefits	2,622	3,295	3,494	3,597	3,597	3,597
Materials and Services	16,663	16,966	17,500	17,500	17,500	17,500
<b>Total Requirements</b>	<b>29,370</b>	<b>30,572</b>	<b>31,541</b>	<b>31,889</b>	<b>31,889</b>	<b>31,889</b>
<b>MEN'S WRESTLING</b>						
Personnel Services	15,000	15,000	15,000	15,000	15,000	15,000
Fringe Benefits	2,122	2,101	2,927	2,927	2,927	2,927
Materials and Services	21,780	21,393	21,400	21,400	21,400	21,400
<b>Total Requirements</b>	<b>38,902</b>	<b>38,494</b>	<b>39,327</b>	<b>39,327</b>	<b>39,327</b>	<b>39,327</b>
<b>OBSTACLE COURSE RACING</b>						
Personnel Services	5,000	5,000	5,000	10,000	10,000	10,000
Fringe Benefits	409	405	976	1,951	1,951	1,951
Materials and Services	9,152	10,292	10,500	10,500	10,500	10,500
<b>Total Requirements</b>	<b>14,561</b>	<b>15,696</b>	<b>16,476</b>	<b>22,451</b>	<b>22,451</b>	<b>22,451</b>

Expenditures by Organization: Student Services

	Fiscal Year 2017 -2018	Fiscal Year 2018 -2019	Fiscal Year 2019 -2020	Fiscal Year 2020 -2021	Fiscal Year 2020 -2021	Fiscal Year 2020 -2021
<b>STUDENT SERVICES</b>	<b>ACTUAL</b>	<b>ACTUAL</b>	<b>ADJUSTED</b>	<b>PROPOSED</b>	<b>APPROVED</b>	<b>ADOPTED</b>
	Amounts	Amounts	Budget	Budget	Budget	Budget
<b>RECRUITMENT</b>						
Personnel Services	38,329	-	-	-	-	-
Fringe Benefits	18,898	-	-	-	-	-
Materials and Services	4,715	-	-	-	-	-
<b>Total Requirements</b>	<b>61,942</b>	<b>-</b>	<b>-</b>	<b>-</b>	<b>-</b>	<b>-</b>
<b>REGISTRATION &amp; RECORDS</b>						
Personnel Services	253,009	184,002	227,953	232,381	232,381	232,381
Fringe Benefits	109,963	91,741	127,102	127,967	127,967	127,967
Materials and Services	22,703	17,280	22,616	16,500	16,500	16,500
<b>Total Requirements</b>	<b>385,674</b>	<b>293,024</b>	<b>377,671</b>	<b>376,848</b>	<b>376,848</b>	<b>376,848</b>
<b>TESTING</b>						
Personnel Services	42	35,103	36,607	50,056	50,056	50,056
Fringe Benefits	3	21,158	23,753	26,377	26,377	26,377
Materials and Services	-	7,932	11,700	11,700	11,700	11,700
<b>Total Requirements</b>	<b>45</b>	<b>64,193</b>	<b>72,060</b>	<b>88,133</b>	<b>88,133</b>	<b>88,133</b>
<b>TRACK &amp; FIELD</b>						
Personnel Services	-	62,380	67,246	69,718	69,718	69,718
Fringe Benefits	-	22,806	29,130	30,213	30,213	30,213
Materials and Services	-	24,334	20,500	20,500	20,500	20,500
<b>Total Requirements</b>	<b>-</b>	<b>109,520</b>	<b>116,876</b>	<b>120,431</b>	<b>120,431</b>	<b>120,431</b>
<b>WOMEN'S BASKETBALL</b>						
Personnel Services	5,000	5,000	5,000	5,000	5,000	5,000
Fringe Benefits	854	849	976	976	976	976
Materials and Services	17,110	16,946	17,500	17,500	17,500	17,500
<b>Total Requirements</b>	<b>22,964</b>	<b>22,794</b>	<b>23,476</b>	<b>23,476</b>	<b>23,476</b>	<b>23,476</b>

Expenditures by Organization: Student Services

	Fiscal Year 2017 -2018 ACTUAL Amounts	Fiscal Year 2018 -2019 ACTUAL Amounts	Fiscal Year 2019 -2020 ADJUSTED Budget	Fiscal Year 2020 -2021 PROPOSED Budget	Fiscal Year 2020 -2021 APPROVED Budget	Fiscal Year 2020 -2021 ADOPTED Budget
<b>STUDENT SERVICES</b>						
<b>WOMEN'S SOCCER</b>						
Personnel Services	-	-	-	15,000	15,000	15,000
Fringe Benefits	-	-	-	2,807	2,807	2,807
Materials and Services	-	-	-	10,500	10,500	10,500
<b>Total Requirements</b>	-	-	-	28,307	28,307	28,307
<b>WOMEN'S VOLLEYBALL</b>						
Personnel Services	15,000	16,053	15,000	15,000	15,000	15,000
Fringe Benefits	2,124	2,299	2,927	2,927	2,927	2,927
Materials and Services	-	-	1,500	1,500	1,500	1,500
<b>Total Requirements</b>	17,124	18,352	19,427	19,427	19,427	19,427
<b>WOMEN'S WRESTLING</b>						
Personnel Services	12,500	15,000	15,000	15,000	15,000	15,000
Fringe Benefits	1,414	2,551	2,927	2,927	2,927	2,927
Materials and Services	23,455	20,571	20,700	21,400	21,400	21,400
<b>Total Requirements</b>	37,369	38,123	38,627	39,327	39,327	39,327
<b>TOTAL STUDENT SERVICES</b>						
	1,700,762	2,336,085	2,909,496	307,534.00	307,534.00	307,534.00

Expenditures by Organization: College Support Services

<b>COLLEGE SUPPORT SERVICES</b>	Fiscal Year 2017 -2018 ACTUAL Amounts	Fiscal Year 2018 -2019 ACTUAL Amounts	Fiscal Year 2019 -2020 ADJUSTED Budget	Fiscal Year 2020 -2021 PROPOSED Budget	Fiscal Year 2020 -2021 APPROVED Budget	Fiscal Year 2020 -2021 ADOPTED Budget
<b>ACCOUNTING &amp; FINANCE</b>						
Personnel Services	328,614	304,310	328,705	352,625	352,625	352,625
Fringe Benefits	174,858	155,687	176,954	181,025	181,025	181,025
Materials and Services	95,389	112,870	106,799	113,800	113,800	113,800
<b>Total Requirements</b>	<b>598,860</b>	<b>572,868</b>	<b>612,458</b>	<b>647,450</b>	<b>647,450</b>	<b>647,450</b>
<b>ADMINISTRATIVE PLANNING</b>						
Materials and Services	2,178	6,102	10,000	10,000	10,000	10,000
<b>Total Requirements</b>	<b>2,178</b>	<b>6,102</b>	<b>10,000</b>	<b>10,000</b>	<b>10,000</b>	<b>10,000</b>
<b>ADMINISTRATIVE &amp; EXEMPT STAFF DEVELOPMENT</b>						
Materials and Services	5,089	7,209	9,000	9,000	9,000	9,000
<b>Total Requirements</b>	<b>5,089</b>	<b>7,209</b>	<b>9,000</b>	<b>9,000</b>	<b>9,000</b>	<b>9,000</b>
<b>ADVANCEMENT</b>						
Personnel Services	156,498	117,857	158,547	414,222	414,222	416,462
Fringe Benefits	59,320	49,270	72,225	185,789	185,789	186,232
Materials and Services	8,400	8,400	3,900	144,407	144,407	144,407
<b>Total Requirements</b>	<b>224,219</b>	<b>175,527</b>	<b>234,672</b>	<b>744,418</b>	<b>744,418</b>	<b>747,101</b>
<b>BOARD OF EDUCATION</b>						
Materials and Services	9,688	12,435	9,600	12,600	12,600	12,600
<b>Total Requirements</b>	<b>9,688</b>	<b>12,435</b>	<b>9,600</b>	<b>12,600</b>	<b>12,600</b>	<b>12,600</b>
<b>CAMPUS EVENTS</b>						
Materials and Services	4,845	4,986	7,400	7,400	7,400	7,400
<b>Total Requirements</b>	<b>4,845</b>	<b>4,986</b>	<b>7,400</b>	<b>7,400</b>	<b>7,400</b>	<b>7,400</b>

Expenditures by Organization: College Support Services

<b>COLLEGE SUPPORT SERVICES</b>	Fiscal Year 2017 -2018 ACTUAL Amounts	Fiscal Year 2018 -2019 ACTUAL Amounts	Fiscal Year 2019 -2020 ADJUSTED Budget	Fiscal Year 2020 -2021 PROPOSED Budget	Fiscal Year 2020 -2021 APPROVED Budget	Fiscal Year 2020 -2021 ADOPTED Budget
<b>CAMPUS TECHNOLOGY</b>						
Materials and Services	13,775	18,683	30,531	25,000	25,000	25,000
<b>Total Requirements</b>	13,775	18,683	30,531	25,000	25,000	25,000
<b>CHIEF FINANCIAL OFFICER</b>						
Personnel Services	155,875	157,496	163,402	166,318	166,318	166,318
Fringe Benefits	41,172	56,414	64,242	64,819	64,819	64,819
Materials and Services	12,502	63,750	13,100	15,900	15,900	15,900
<b>Total Requirements</b>	209,549	277,660	240,744	247,037	247,037	247,037
<b>COLLEGE MEMBERSHIP DUES</b>						
Materials and Services	52,389	54,983	71,132	65,000	65,000	65,000
<b>Total Requirements</b>	52,389	54,983	71,132	65,000	65,000	65,000
<b>COMMUNICATIONS &amp; MARKETING</b>						
Personnel Services	158,995	179,950	188,222	-	-	-
Fringe Benefits	70,396	75,316	82,360	-	-	-
Materials and Services	141,721	127,791	136,357	-	-	-
<b>Total Requirements</b>	371,112	383,056	406,939	-	-	-
<b>EMERGENT NEED PERSONNEL</b>						
Personnel Services	4,159	11,401	4,200	5,000	5,000	5,000
Fringe Benefits	2,810	1,935	820	976	976	976
<b>Total Requirements</b>	6,969	13,335	5,020	5,976	5,976	5,976

## Expenditures by Organization: College Support Services

<b>COLLEGE SUPPORT SERVICES</b>	Fiscal Year 2017 -2018 ACTUAL Amounts	Fiscal Year 2018 -2019 ACTUAL Amounts	Fiscal Year 2019 -2020 ADJUSTED Budget	Fiscal Year 2020 -2021 PROPOSED Budget	Fiscal Year 2020 -2021 APPROVED Budget	Fiscal Year 2020 -2021 ADOPTED Budget
<b>EMPLOYEE WELLNESS</b>						
Materials and Services	-	775	2,000	2,000	2,000	2,000
<b>Total Requirements</b>	-	775	2,000	2,000	2,000	2,000
<b>EVENTS</b>						
Personnel Services	96,798	97,062	61,741	58,424	58,424	58,424
Fringe Benefits	50,028	45,725	26,422	25,919	25,919	25,919
<b>Total Requirements</b>	146,826	142,787	88,163	84,343	84,343	84,343
<b>GRANTS</b>						
Personnel Services	33,569	58,346	60,534	-	-	-
Fringe Benefits	14,680	24,833	27,947	-	-	-
Materials and Services	1,033	2,179	4,749	-	-	-
<b>Total Requirements</b>	49,282	85,358	93,230	-	-	-
<b>HUMAN RESOURCES</b>						
Personnel Services	181,179	204,407	208,388	215,935	215,935	215,935
Fringe Benefits	78,767	88,773	100,501	102,226	102,226	102,226
Materials and Services	70,902	65,017	80,857	80,850	80,850	80,850
<b>Total Requirements</b>	330,849	358,197	389,746	399,011	399,011	399,011
<b>INFORMATIONAL TECHNOLOGY</b>						
Personnel Services	596,895	612,332	682,424	673,908	673,908	673,908
Fringe Benefits	278,369	285,357	352,548	349,296	349,296	349,296
Materials and Services	220,793	157,034	218,130	218,000	218,000	218,000
<b>Total Requirements</b>	1,096,057	1,054,723	1,253,102	1,241,204	1,241,204	1,241,204



Expenditures by Organization: College Support Services

<b>COLLEGE SUPPORT SERVICES</b>	Fiscal Year 2017 -2018 ACTUAL Amounts	Fiscal Year 2018 -2019 ACTUAL Amounts	Fiscal Year 2019 -2020 ADJUSTED Budget	Fiscal Year 2020 -2021 PROPOSED Budget	Fiscal Year 2020 -2021 APPROVED Budget	Fiscal Year 2020 -2021 ADOPTED Budget
<b>INSTITUTIONAL RESEARCH &amp; PLANNING</b>						
Personnel Services	50,733	54,649	56,534	-	-	-
Fringe Benefits	19,188	24,182	27,159	-	-	-
Materials and Services	3,600	375	4,000	-	-	-
<b>Total Requirements</b>	<b>73,521</b>	<b>79,206</b>	<b>87,693</b>	<b>-</b>	<b>-</b>	<b>-</b>
<b>LEGAL AND AUDITING</b>						
Personnel Services	4,809	-	-	-	-	-
Fringe Benefits	821	-	-	-	-	-
Materials and Services	102,498	66,941	123,500	123,500	123,500	123,500
<b>Total Requirements</b>	<b>108,128</b>	<b>66,941</b>	<b>123,500</b>	<b>123,500</b>	<b>123,500</b>	<b>123,500</b>
<b>LIABILITY INSURANCE</b>						
Materials and Services	49,797	59,682	70,000	210,797	210,797	210,797
<b>Total Requirements</b>	<b>49,797</b>	<b>59,682</b>	<b>70,000</b>	<b>210,797</b>	<b>210,797</b>	<b>210,797</b>
<b>MAIL ROOM</b>						
Personnel Services	24,013	26,377	28,000	22,032	22,032	22,032
Fringe Benefits	2,667	2,716	2,366	4,298	4,298	4,298
Materials and Services	16,080	22,666	36,000	36,000	36,000	36,000
<b>Total Requirements</b>	<b>42,759</b>	<b>51,759</b>	<b>66,366</b>	<b>62,330</b>	<b>62,330</b>	<b>62,330</b>
<b>PAYROLL</b>						
Personnel Services	66,081	69,157	70,749	72,164	72,164	72,164
Fringe Benefits	25,727	34,060	38,117	38,393	38,393	38,393
Materials and Services	11,307	10,526	20,500	20,500	20,500	20,500
<b>Total Requirements</b>	<b>103,116</b>	<b>113,743</b>	<b>129,366</b>	<b>131,057</b>	<b>131,057</b>	<b>131,057</b>

Expenditures by Organization: College Support Services

<b>COLLEGE SUPPORT SERVICES</b>	Fiscal Year 2017 -2018 ACTUAL Amounts	Fiscal Year 2018 -2019 ACTUAL Amounts	Fiscal Year 2019 -2020 ADJUSTED Budget	Fiscal Year 2020 -2021 PROPOSED Budget	Fiscal Year 2020 -2021 APPROVED Budget	Fiscal Year 2020 -2021 ADOPTED Budget
<b>PHONES</b>						
Materials and Services	97,196	104,980	112,000	112,000	112,000	112,000
<b>Total Requirements</b>	97,196	104,980	112,000	112,000	112,000	112,000
<b>PRESIDENT'S OFFICE</b>						
Personnel Services	238,682	239,687	264,122	268,739	268,739	268,739
Fringe Benefits	71,664	72,494	87,796	88,771	88,771	88,771
Materials and Services	12,032	11,584	11,500	11,500	11,500	11,500
<b>Total Requirements</b>	322,378	323,765	363,418	369,010	369,010	369,010
<b>PURCHASING</b>						
Personnel Services	62,539	63,633	66,019	67,197	67,197	67,197
Fringe Benefits	25,175	25,569	29,029	29,261	29,261	29,261
Materials and Services	6,040	5,399	6,175	6,100	6,100	6,100
<b>Total Requirements</b>	93,754	94,600	101,223	102,558	102,558	102,558
<b>SECURITY</b>						
Personnel Services	135,705	155,830	135,435	194,029	194,029	194,029
Fringe Benefits	75,309	73,237	76,253	83,050	83,050	83,050
Materials and Services	35,015	32,084	36,494	53,005	53,005	53,005
<b>Total Requirements</b>	246,029	261,151	248,182	330,084	330,084	330,084
<b>STUDENT INSURANCE</b>						
Materials and Services	30,811	34,979	35,000	36,000	36,000	36,000
<b>Total Requirements</b>	30,811	34,979	35,000	36,000	36,000	36,000

Expenditures by Organization: College Support Services

<b>COLLEGE SUPPORT SERVICES</b>	Fiscal Year 2017 -2018 ACTUAL Amounts	Fiscal Year 2018 -2019 ACTUAL Amounts	Fiscal Year 2019 -2020 ADJUSTED Budget	Fiscal Year 2020 -2021 PROPOSED Budget	Fiscal Year 2020 -2021 APPROVED Budget	Fiscal Year 2020 -2021 ADOPTED Budget
<b>TUITION WAIVERS - STAFF</b>						
Fringe Benefits	88,628	74,570	100,000	100,000	100,000	100,000
<b>Total Requirements</b>	88,628	74,570	100,000	100,000	100,000	100,000
<b>BUDGET HOLDING</b>						
Materials and Services	-	-	78,525	-	-	-
<b>Total Requirements</b>	-	-	78,525	-	-	-
<b>TOTAL COLLEGE SUPPORT SERVICES</b>	4,377,803	4,434,057	4,979,010	5,077,775	5,077,775	5,080,458

Expenditures by Organization: Financial Aid

<b>FINANCIAL AID</b>	Fiscal Year 2017 -2018 ACTUAL Amounts	Fiscal Year 2018 -2019 ACTUAL Amounts	Fiscal Year 2019 -2020 ADJUSTED Budget	Fiscal Year 2020 -2021 PROPOSED Budget	Fiscal Year 2020 -2021 APPROVED Budget	Fiscal Year 2020 -2021 ADOPTED Budget
<b>TUITION WAIVERS - STUDENT</b>						
Materials and Services	20,520	-	-	-	-	-
Financial Aid - Tuition Waivers	626,705	681,012	861,183	1,016,992	1,016,992	1,016,992
<b>Total Requirements</b>	647,224	681,012	861,183	1,016,992	1,016,992	1,016,992
<b>TOTAL FINANCIAL AID</b>	647,224	681,012	861,183	1,016,992	1,016,992	1,016,992

## Expenditures by Organization: Plant Operations &amp; Maintenance

<b>PLANT OPERATIONS &amp; MAINTENANCE</b>	Fiscal Year 2017 -2018 ACTUAL Amounts	Fiscal Year 2018 -2019 ACTUAL Amounts	Fiscal Year 2019 -2020 ADJUSTED Budget	Fiscal Year 2020 -2021 PROPOSED Budget	Fiscal Year 2020 -2021 APPROVED Budget	Fiscal Year 2020 -2021 ADOPTED Budget
<b>CUSTODIAL SERVICES</b>						
Personnel Services	263,804	264,294	281,015	291,161	291,161	291,161
Fringe Benefits	176,563	178,889	196,862	195,389	195,389	195,389
Materials and Services	73,459	63,355	68,000	69,700	69,700	69,700
Capital Outlay	-	13,369	-	-	-	-
<b>Total Requirements</b>	<b>513,827</b>	<b>519,907</b>	<b>545,877</b>	<b>556,250</b>	<b>556,250</b>	<b>556,250</b>
<b>DIRECTOR OF MAINTENANCE, BUILDINGS &amp; GROUNDS</b>						
Personnel Services	117,704	120,300	124,483	139,631	139,631	139,631
Fringe Benefits	63,977	64,710	69,003	73,632	73,632	73,632
Materials and Services	6,682	4,297	4,000	4,000	4,000	4,000
<b>Total Requirements</b>	<b>188,362</b>	<b>189,307</b>	<b>197,486</b>	<b>217,263</b>	<b>217,263</b>	<b>217,263</b>
<b>DIRECTOR OF SAFETY, SECURITY &amp; CUSTODIANS</b>						
Personnel Services	55,021	15,284	44,050	-	-	-
Fringe Benefits	22,951	1,574	8,718	-	-	-
Materials and Services	15,323	17,931	18,678	-	-	-
Capital Outlay	2,486	-	-	-	-	-
<b>Total Requirements</b>	<b>95,781</b>	<b>34,789</b>	<b>71,446</b>	<b>-</b>	<b>-</b>	<b>-</b>
<b>MAINTENANCE OF BUILDINGS</b>						
Personnel Services	156,956	154,444	169,779	170,981	170,981	170,981
Fringe Benefits	88,558	82,430	100,337	100,211	100,211	100,211
Materials and Services	134,079	145,427	145,800	145,800	145,800	145,800
Capital Outlay	6,093	-	-	-	-	-
<b>Total Requirements</b>	<b>385,686</b>	<b>382,301</b>	<b>415,916</b>	<b>416,992</b>	<b>416,992</b>	<b>416,992</b>

Expenditures by Organization: Plant Operations & Maintenance

	Fiscal Year 2017 -2018	Fiscal Year 2018 -2019	Fiscal Year 2019 -2020	Fiscal Year 2020 -2021	Fiscal Year 2020 -2021	Fiscal Year 2020 -2021
<b>PLANT OPERATIONS &amp; MAINTENANCE</b>	ACTUAL	ACTUAL	ADJUSTED	PROPOSED	APPROVED	ADOPTED
	Amounts	Amounts	Budget	Budget	Budget	Budget
<b>MAINTENANCE OF GROUNDS</b>						
Personnel Services	40,845	36,429	42,488	62,167	62,167	62,167
Fringe Benefits	29,698	22,472	24,899	45,347	45,347	45,347
Materials and Services	45,523	47,847	52,742	52,742	52,742	52,742
Capital Outlay	329	-	-	-	-	-
<b>Total Requirements</b>	<b>116,395</b>	<b>106,748</b>	<b>120,129</b>	<b>160,256</b>	<b>160,256</b>	<b>160,256</b>
<b>PROPERTY INSURANCE</b>						
Materials and Services	115,074	111,412	121,000	-	-	-
<b>Total Requirements</b>	<b>115,074</b>	<b>111,412</b>	<b>121,000</b>	<b>-</b>	<b>-</b>	<b>-</b>
<b>UTILITIES AND RENTS</b>						
Materials and Services	564,893	471,156	503,500	503,500	503,500	503,500
<b>Total Requirements</b>	<b>564,893</b>	<b>471,156</b>	<b>503,500</b>	<b>503,500</b>	<b>503,500</b>	<b>503,500</b>
<b>OPERATIONS &amp; MAINTENANCE</b>	<b>1,980,017</b>	<b>1,815,620</b>	<b>1,975,354</b>	<b>1,854,261</b>	<b>1,854,261</b>	<b>1,854,261</b>

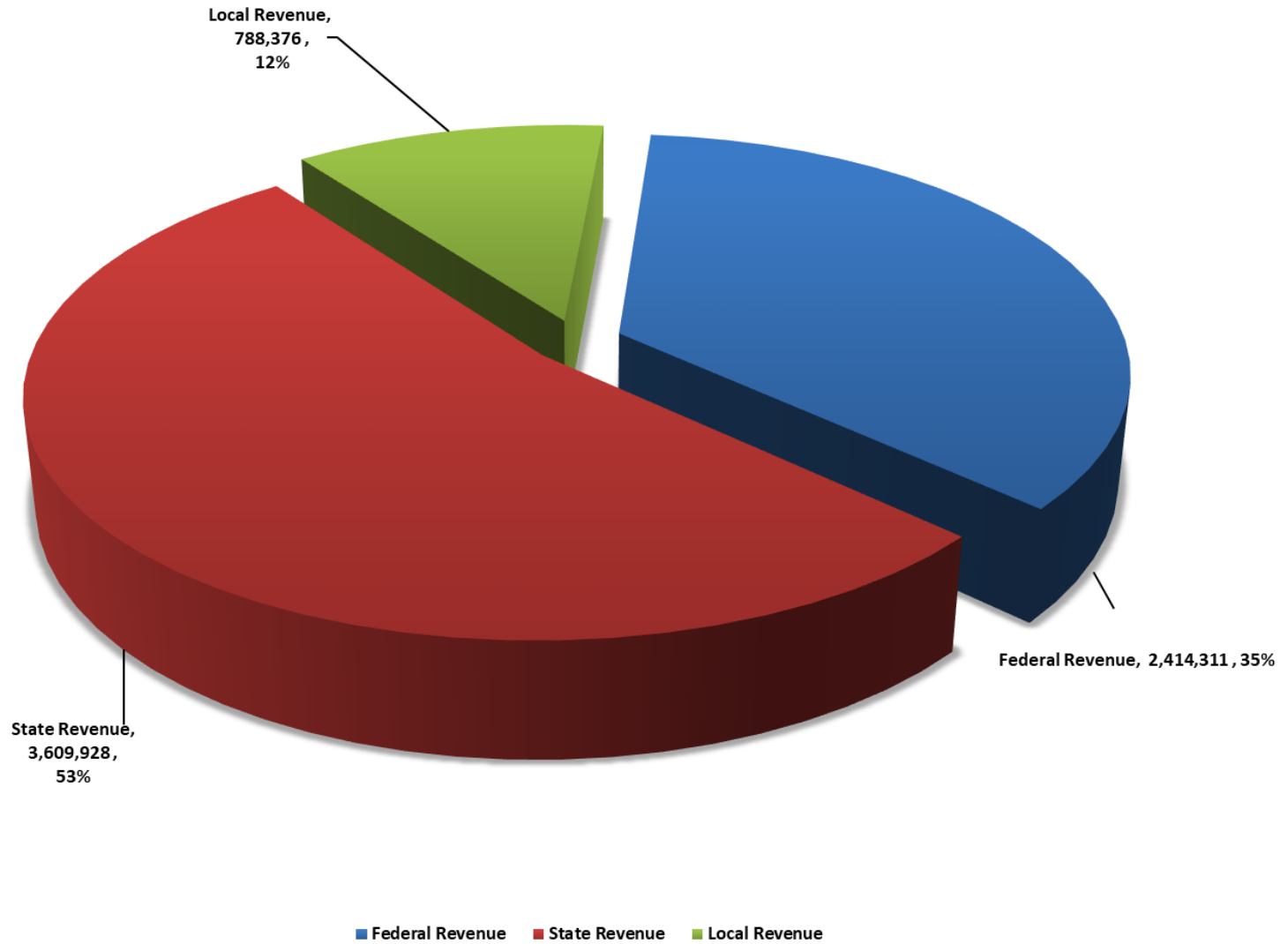
Page intentionally left blank

Special Revenue Fund: Grants and Contracts  
 Summary of Resources and Requirements

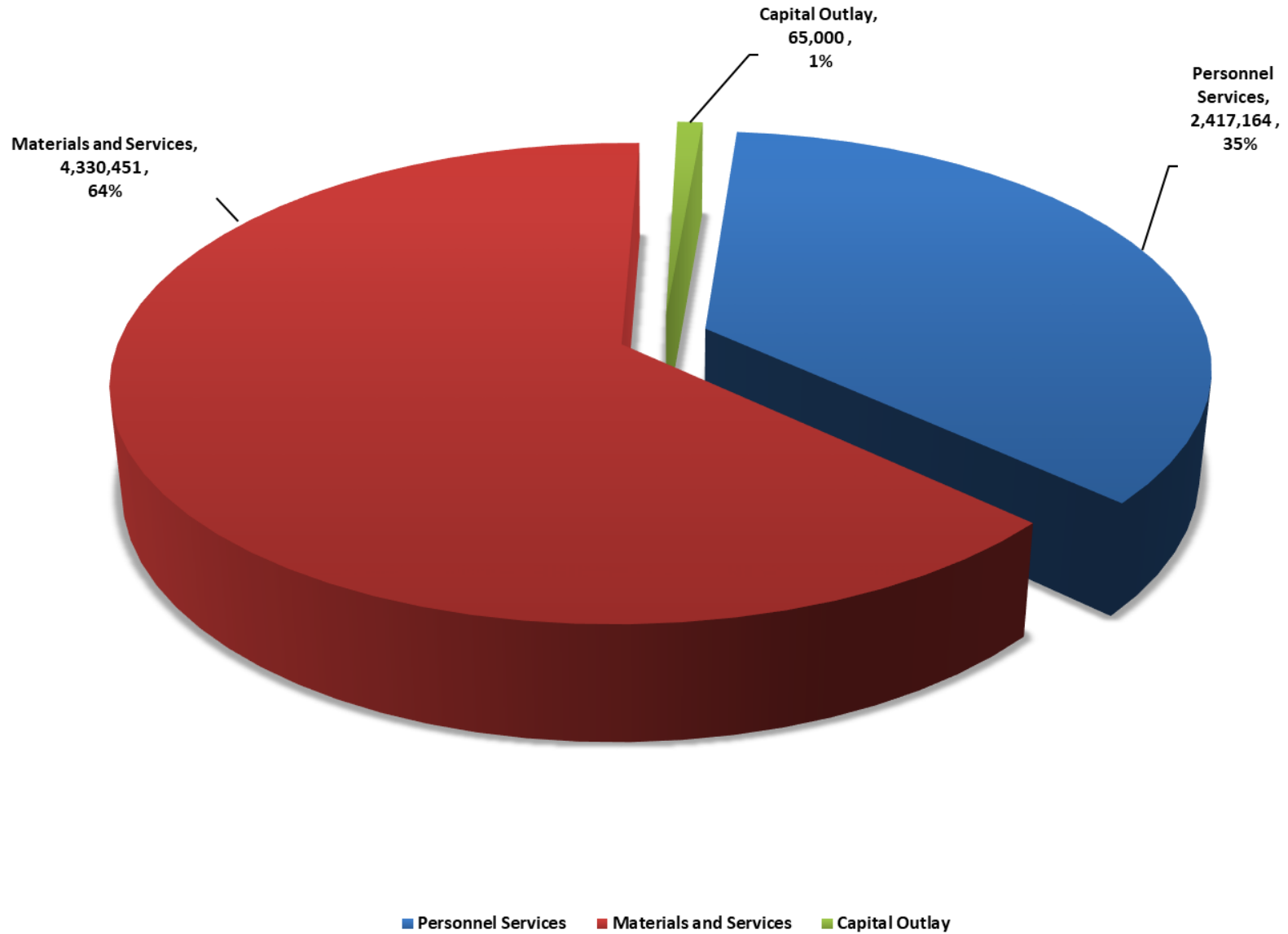
RESOURCES	Fiscal Year	Fiscal Year	Fiscal Year	Fiscal Year	Fiscal Year	Fiscal Year
	2017 - 2018	2018 - 2019	2019 - 2020	2020 - 2021	2020 - 2021	2020 - 2021
	ACTUAL	ACTUAL	ADJUSTED	PROPOSED	APPROVED	ADOPTED
	Amounts	Amounts	Budget	Budget	Budget	Budget
Beginning Fund Balance	24,528	27,939	-	-	-	-
Federal Revenue	2,057,450	1,945,652	2,414,042	2,407,626	2,407,626	2,414,311
State Revenue	685,845	1,149,247	3,913,239	3,583,878	3,583,878	3,609,928
Local Revenue	704,361	832,104	1,156,647	788,227	788,227	788,376
<b>TOTAL RESOURCES</b>	<b>3,472,184</b>	<b>3,954,942</b>	<b>7,483,928</b>	<b>6,779,731</b>	<b>6,779,731</b>	<b>6,812,615</b>
<b>REQUIREMENTS</b>						
Personnel Services	1,925,631	2,155,038	2,553,746	2,406,721	2,406,721	2,417,164
Materials and Services	1,459,610	1,649,969	4,598,746	4,308,010	4,308,010	4,330,451
Capital Outlay	59,004	123,166	138,205	65,000	65,000	65,000
Contingency	-	-	193,230	-	-	-
Sub-Total	3,444,246	3,928,173	7,483,928	6,779,731	6,779,731	6,812,615
Ending Fund Balance	27,939	26,769	-	-	-	-
<b>TOTAL REQUIREMENTS</b>	<b>3,472,184</b>	<b>3,954,942</b>	<b>7,483,928</b>	<b>6,779,731</b>	<b>6,779,731</b>	<b>6,812,615</b>



Special Revenue Fund: Grants and Contracts Resources



Special Revenue Fund: Grants and Contracts Requirements



Special Revenue Fund: Grants and Contracts  
Summary by Use

Account	Instruction	Instructional Support	Community Services	Student Services	College Support Services	TOTAL
PERSONNEL SERVICES	550,573	90,758	465,609	1,310,224	-	2,417,164
MATERIALS & SERVICES	468,667	509,747	462,185	805,585	2,084,267	4,330,451
CAPITAL EXPENDITURES	15,000	50,000	-	-	-	65,000
<b>TOTAL</b>	1,034,240	650,505	927,794	2,115,809	2,084,267	6,812,615
FTE	9.0	1.7	6.9	22.1	-	39.7

Grants and Contracts: Resources

RESOURCES	Fiscal Year	Fiscal Year	Fiscal Year	Fiscal Year	Fiscal Year	Fiscal Year
	2017 - 2018	2018 - 2019	2019 - 2020	2020 - 2021	2020 - 2021	2020 - 2021
	ACTUAL	ACTUAL	ADJUSTED	PROPOSED	APPROVED	ADOPTED
	Amounts	Amounts	Budget	Budget	Budget	Budget
ABS Professional Development	-	-	15,000	-	-	-
Access (Child Care Access grant)	65,413	14,522	-	-	-	-
Accountability	13,668	12,681	14,870	14,870	14,870	14,870
AEAP	33,246	93,838	-	-	-	-
Athletic Bridge Funding	35,330	7,977	3,728	-	-	-
Care Conn Emerg COVID19	-	-	10,000	-	-	-
Career Connected Learning	317	92,550	156,928	52,500	52,500	52,500
Career Pathways Grant	2,584	50,268	61,095	46,792	46,792	46,792
Carl Perkins	144,498	118,879	197,489	165,000	165,000	165,000
Childcare & Development Fund	-	10,310	318,079	-	-	-
Childcare Resource & Referral	127,075	238,788	178,776	533,938	533,938	533,938
Childcare Resource & Referral Start UP	47,201	-	-	-	-	-
Comprehensive	123,412	148,404	159,422	145,394	145,394	145,394
Cow Creek Forestry	-	616	14,434	15,000	15,000	15,000
Cow Creek GED	-	-	7,400	-	-	-
DCIDB Aluminum Welding	-	14,908	-	-	-	-
Declaration of Cooperation	7,535	14,120	32,500	23,625	23,625	23,625
Dental Clinic	-	-	15,000	-	-	-
Developmental Education	4,315	6,370	6,263	-	-	-
Douglas Comm Fund of OCF Manikins	3,500	-	-	-	-	-
Douglas County SB Match	12,000	-	-	-	-	-
Early Learning Professional Development	-	17,399	59,929	15,101	15,101	15,250
Educational Talent Search	241,488	329,152	348,262	321,738	321,738	321,738
Evergreen Business Capital	-	9,000	-	-	-	-
Films on Demand	-	-	137,906	116,537	116,537	116,537
Focused Childcare Network	9,408	97,147	96,625	33,203	33,203	33,203
Forestry	-	19,026	56,754	-	-	-

Grants and Contracts: Resources

RESOURCES	Fiscal Year	Fiscal Year	Fiscal Year	Fiscal Year	Fiscal Year	Fiscal Year
	2017 - 2018	2018 - 2019	2019 - 2020	2020 - 2021	2020 - 2021	2020 - 2021
	ACTUAL	ACTUAL	ADJUSTED	PROPOSED	APPROVED	ADOPTED
	Amounts	Amounts	Budget	Budget	Budget	Budget
Gear Up	-	-	-	71,953	71,953	71,953
Guided Pathways 2	-	1,691	23,309	7,000	7,000	7,000
Job Corps	348,893	315,488	364,764	322,434	322,434	322,434
JOBS	491,715	490,891	704,279	713,944	713,944	713,944
JOBS OFFSET	86,779	79,094	-	-	-	-
Jordan Cove Project	-	-	2,500	-	-	-
Kindergarten Partnership Innovation	1,630	1,712	-	-	-	-
Lead Learn Training	1,612	2,784	3,129	-	-	-
Lean Manufacturing	-	7,000	-	-	-	-
Lending Library	-	-	-	1,050	1,050	1,050
Lottery Grant	50,296	93,704	72,000	72,000	72,000	72,000
Mathematics & Young Child Project	2,027	-	-	-	-	-
OCF Dental Library	9,000	-	-	-	-	-
OCF EMS Mannequin	-	7,647	-	-	-	-
OCCDLA Support Staff Funding	63,851	69,231	-	-	-	-
OCCLA-Oregon Community College Library Assoc	146,948	-	-	-	-	-
OpenTextbook Workshop	1,359	3,509	-	3,394	3,394	3,394
Open World Program	-	7,106	7,100	-	-	-
Pathways to Opportunity	-	1,481	18,519	11,450	11,450	37,500
PreK Network	-	22,543	126,497	58,153	58,153	58,153
Preschool Promise	-	43,967	25,000	-	-	-
Program Improvement	11,399	10,717	10,404	10,744	10,744	10,744
Proto	6,173	1,827	-	-	-	-
Reach for the Stars	-	2,500	-	-	-	-
Regional Action Plan	-	7,500	-	-	-	-
Retail Management Grant	1,605	451	4,701	-	-	-
RMC Walmart Brighter Futures	100,657	114,276	33,000	33,000	33,000	33,000

Grants and Contracts: Resources

RESOURCES	Fiscal Year	Fiscal Year	Fiscal Year	Fiscal Year	Fiscal Year	Fiscal Year
	2017 - 2018	2018 - 2019	2019 - 2020	2020 - 2021	2020 - 2021	2020 - 2021
	ACTUAL	ACTUAL	ADJUSTED	PROPOSED	APPROVED	ADOPTED
	Amounts	Amounts	Budget	Budget	Budget	Budget
Rural Project - Glide	7,812	-	-	-	-	-
SBDC Federal	39,994	18,655	45,140	35,000	35,000	35,000
Seismic Rehabilitation WFA	-	-	1,867,730	1,867,730	1,867,730	1,867,730
SERV I Grant	11,890	-	-	-	-	-
Snap 50/50	-	-	12,000	22,697	22,697	22,697
Soar to Success	1,686	147,407	143,407	96,947	96,947	96,947
Special Revenue Program	-	-	875,464	1,250,000	1,250,000	1,250,000
Stem Beyond School	-	26,256	-	-	-	-
Stem Grant	53,152	-	-	-	-	-
Stem Hub Backbone Funding	79,375	132,112	175,475	-	-	-
Stem Hub Communications Advance	12,600	-	-	-	-	-
Stem Hub Summer Advance	42,292	-	47,784	-	-	-
Stem Innovations	-	47,309	80,000	-	-	-
Stem Innovation Summer Advance	-	-	78,487	-	-	-
Title III	487,493	272,021	-	-	-	-
Torque Certification	-	60,480	2,168	-	-	-
Transfer Opportunity Program	237,658	282,447	392,628	317,055	317,055	323,740
Travel Scholarships Childcare Conf	-	25,502	-	-	-	-
Upward Bound Program	268,396	274,033	315,375	309,801	309,801	309,801
US Engineering	747	9,739	40,000	10,865	10,865	10,865
US Forest Service	1,252	24,422	40,000	21,730	21,730	21,730
USDA Food Program	15,538	13,030	-	-	-	-
VOCA	-	29,910	54,086	54,086	54,086	54,086
Walmart JRWA SNAP	17,166	5,132	15,000	-	-	-
Walmart JRWA SNAP Extension	200	5,414	13,521	5,000	5,000	5,000
<b>TOTAL RESOURCES</b>	<b>3,472,184</b>	<b>3,954,941</b>	<b>7,483,928</b>	<b>6,779,731</b>	<b>6,779,731</b>	<b>6,812,615</b>

Grants and Contracts: Requirements

	Fiscal Year 2017 - 2018 ACTUAL Amounts	Fiscal Year 2018 - 2019 ACTUAL Amounts	Fiscal Year 2019 - 2020 ADJUSTED Budget	Fiscal Year 2020 - 2021 PROPOSED Budget	Fiscal Year 2020 - 2021 APPROVED Budget	Fiscal Year 2020 - 2021 ADOPTED Budget
<b>ABS PROFESSIONAL DEVELOPMENT</b>						
Personnel Services	-	-	9,560	-	-	-
Materials and Services	-	-	5,440	-	-	-
<b>Total Fund Requirements</b>	-	-	15,000	-	-	-
<b>ACCESS</b>						
Personnel Services	29,359	-	-	-	-	-
Materials and Services	36,055	14,522	-	-	-	-
<b>Total Fund Requirements</b>	65,413	14,522	-	-	-	-
<b>ACCOUNTABILITY</b>						
Personnel Services	11,739	10,779	11,870	12,810	12,810	12,810
Materials and Services	1,928	1,901	3,000	2,060	2,060	2,060
<b>Total Fund Requirements</b>	13,668	12,681	14,870	14,870	14,870	14,870
<b>AEAP (Anti-terrorism Emergency Asst. Prgm)</b>						
Personnel Services	33,246	64,005	-	-	-	-
Materials and Services	-	29,833	-	-	-	-
<b>Total Fund Requirements</b>	33,246	93,838	-	-	-	-
<b>ATHLETIC BRIDGE FUNDING</b>						
Personnel Services	35,330	4,250	-	-	-	-
Materials and Services	-	3,727	3,728	-	-	-
<b>Total Fund Requirements</b>	35,330	7,977	3,728	-	-	-
<b>CARE CONN EMERG COVID19</b>						
Materials and Services	-	-	10,000	-	-	-
<b>Total Fund Requirements</b>	-	-	10,000	-	-	-

Grants and Contracts: Requirements

	Fiscal Year 2017 - 2018 ACTUAL Amounts	Fiscal Year 2018 - 2019 ACTUAL Amounts	Fiscal Year 2019 - 2020 ADJUSTED Budget	Fiscal Year 2020 - 2021 PROPOSED Budget	Fiscal Year 2020 - 2021 APPROVED Budget	Fiscal Year 2020 - 2021 ADOPTED Budget
<b>CAREER CONNECTED LEARNING</b>						
Materials and Services	317	92,550	156,928	52,500	52,500	52,500
<b>Total Fund Requirements</b>	317	92,550	156,928	52,500	52,500	52,500
<b>CAREER PATHWAY GRANT</b>						
Personnel Services	1,207	43,047	24,678	31,844	31,844	31,844
Materials and Services	1,377	7,221	36,417	14,948	14,948	14,948
<b>Total Fund Requirements</b>	2,584	50,268	61,095	46,792	46,792	46,792
<b>CARL PERKINS</b>						
Materials and Services	86,893	53,444	59,284	115,000	115,000	115,000
Capital Expenses	57,605	65,434	138,205	50,000	50,000	50,000
<b>Total Fund Requirements</b>	144,498	118,879	197,489	165,000	165,000	165,000
<b>CHILDCARE &amp; DEVELOPMENT FUND</b>						
Personnel Services	-	-	223,625	-	-	-
Materials and Services	-	10,310	94,453	-	-	-
<b>Total Fund Requirements</b>	-	10,310	318,079	-	-	-
<b>CHILDCARE RESOURCE &amp; REFERRAL</b>						
Personnel Services	114,233	147,458	124,972	391,707	391,707	391,707
Materials and Services	12,842	91,331	53,804	142,231	142,231	142,231
<b>Total Fund Requirements</b>	127,075	238,788	178,776	533,938	533,938	533,938
<b>CHILDCARE RESOURCE &amp; REFERRAL STARTUP</b>						
Personnel Services	3,243	-	-	-	-	-
Materials and Services	43,958	-	-	-	-	-
<b>Total Fund Requirements</b>	47,201	-	-	-	-	-



Grants and Contracts: Requirements

	Fiscal Year 2017 - 2018 ACTUAL Amounts	Fiscal Year 2018 - 2019 ACTUAL Amounts	Fiscal Year 2019 - 2020 ADJUSTED Budget	Fiscal Year 2020 - 2021 PROPOSED Budget	Fiscal Year 2020 - 2021 APPROVED Budget	Fiscal Year 2020 - 2021 ADOPTED Budget
<b>COMPREHENSIVE</b>						
Personnel Services	113,167	133,043	139,638	129,880	129,880	129,880
Materials and Services	10,245	15,361	19,784	15,514	15,514	15,514
<b>Total Fund Requirements</b>	123,412	148,404	159,422	145,394	145,394	145,394
<b>COW CREEK FORESTRY</b>						
Materials and Services	-	261	14,434	-	-	-
Capital Expenses	-	355	-	15,000	15,000	15,000
<b>Total Fund Requirements</b>	-	616	14,434	15,000	15,000	15,000
<b>COW CREEK GED</b>						
Materials and Services	-	-	7,400	-	-	-
<b>Total Fund Requirements</b>	-	-	7,400	-	-	-
<b>DCIDB ALUMINUM WELDING</b>						
Materials and Services	-	14,908	-	-	-	-
<b>Total Fund Requirements</b>	-	14,908	-	-	-	-
<b>DECLARATION OF COOPERATION</b>						
Materials and Services	7,535	14,120	32,500	23,625	23,625	23,625
<b>Total Fund Requirements</b>	7,535	14,120	32,500	23,625	23,625	23,625
<b>DENTAL CLINIC</b>						
Materials and Services	-	-	15,000	-	-	-
<b>Total Fund Requirements</b>	-	-	15,000	-	-	-

Grants and Contracts: Requirements

	Fiscal Year 2017 - 2018 ACTUAL Amounts	Fiscal Year 2018 - 2019 ACTUAL Amounts	Fiscal Year 2019 - 2020 ADJUSTED Budget	Fiscal Year 2020 - 2021 PROPOSED Budget	Fiscal Year 2020 - 2021 APPROVED Budget	Fiscal Year 2020 - 2021 ADOPTED Budget
<b>DEVELOPMENTAL EDUCATION WORKGROUP</b>						
Personnel Services	4,310	6,370	6,263	-	-	-
Materials and Services	5	-	-	-	-	-
<b>Total Fund Requirements</b>	<b>4,315</b>	<b>6,370</b>	<b>6,263</b>	<b>-</b>	<b>-</b>	<b>-</b>
<b>DOUGLAS COMM FUND OF OCF MANIKINS</b>						
Materials and Services	3,500	-	-	-	-	-
<b>Total Fund Requirements</b>	<b>3,500</b>	<b>-</b>	<b>-</b>	<b>-</b>	<b>-</b>	<b>-</b>
<b>DOUGLAS COUNTY SB Match</b>						
Personnel Services	12,000	-	-	-	-	-
<b>Total Fund Requirements</b>	<b>12,000</b>	<b>-</b>	<b>-</b>	<b>-</b>	<b>-</b>	<b>-</b>
<b>EARLY LEARNING PROFESSIONAL DEVELOPMENT</b>						
Personnel Services	-	9,912	34,415	8,090	8,090	4,727
Materials and Services	-	7,487	25,514	7,011	7,011	10,523
<b>Total Fund Requirements</b>	<b>-</b>	<b>17,399</b>	<b>59,929</b>	<b>15,101</b>	<b>15,101</b>	<b>15,250</b>
<b>EDUCATIONAL TALENT SEARCH</b>						
Personnel Services	178,265	226,597	244,472	245,442	245,442	245,442
Materials and Services	63,223	102,555	103,790	76,296	76,296	76,296
<b>Total Fund Requirements</b>	<b>241,488</b>	<b>329,152</b>	<b>348,262</b>	<b>321,738</b>	<b>321,738</b>	<b>321,738</b>
<b>EVERGREEN BUSINESS CAPITAL</b>						
Personnel Services	-	2,440	-	-	-	-
Materials and Services	-	6,560	-	-	-	-
<b>Total Fund Requirements</b>	<b>-</b>	<b>9,000</b>	<b>-</b>	<b>-</b>	<b>-</b>	<b>-</b>

Grants and Contracts: Requirements

	Fiscal Year 2017 - 2018 ACTUAL Amounts	Fiscal Year 2018 - 2019 ACTUAL Amounts	Fiscal Year 2019 - 2020 ADJUSTED Budget	Fiscal Year 2020 - 2021 PROPOSED Budget	Fiscal Year 2020 - 2021 APPROVED Budget	Fiscal Year 2020 - 2021 ADOPTED Budget
<b>FILMS ON DEMAND</b>						
Materials and Services	-	-	137,906	116,537	116,537	116,537
<b>Total Fund Requirements</b>	-	-	137,906	116,537	116,537	116,537
<b>FOCUSED CHILDCARE NETWORK</b>						
Personnel Services	1,393	44,166	54,630	33,203	33,203	33,203
Materials and Services	8,015	52,981	41,995	-	-	-
<b>Total Fund Requirements</b>	9,408	97,147	96,625	33,203	33,203	33,203
<b>FORESTRY</b>						
Personnel Services	-	19,026	40,569	-	-	-
Materials and Services	-	-	16,185	-	-	-
<b>Total Fund Requirements</b>	-	19,026	56,754	-	-	-
<b>GEAR UP</b>						
Personnel Services	-	-	-	28,123	28,123	28,123
Materials and Services	-	-	-	43,830	43,830	43,830
<b>Total Fund Requirements</b>	-	-	-	71,953	71,953	71,953
<b>GUIDED PATHWAYS 2</b>						
Materials and Services	-	1,691	23,309	7,000	7,000	7,000
<b>Total Fund Requirements</b>	-	1,691	23,309	7,000	7,000	7,000
<b>JOB CORPS</b>						
Personnel Services	205,564	203,369	258,781	269,019	269,019	269,019
Materials and Services	143,329	112,119	105,983	53,415	53,415	53,415
<b>Total Fund Requirements</b>	348,893	315,488	364,764	322,434	322,434	322,434

Grants and Contracts: Requirements

	Fiscal Year 2017 - 2018 ACTUAL Amounts	Fiscal Year 2018 - 2019 ACTUAL Amounts	Fiscal Year 2019 - 2020 ADJUSTED Budget	Fiscal Year 2020 - 2021 PROPOSED Budget	Fiscal Year 2020 - 2021 APPROVED Budget	Fiscal Year 2020 - 2021 ADOPTED Budget
<b>JOBS</b>						
Personnel Services	401,786	381,905	604,779	586,903	586,903	586,903
Materials and Services	63,161	82,218	99,500	127,041	127,041	127,041
Ending Fund Balance	26,769	26,769	-	-	-	-
<b>Total Fund Requirements</b>	<b>491,715</b>	<b>490,891</b>	<b>704,279</b>	<b>713,944</b>	<b>713,944</b>	<b>713,944</b>
<b>JOBS OFFSET</b>						
Personnel Services	56,618	57,781	-	-	-	-
Materials and Services	30,162	21,313	-	-	-	-
<b>Total Fund Requirements</b>	<b>86,779</b>	<b>79,094</b>	<b>-</b>	<b>-</b>	<b>-</b>	<b>-</b>
<b>JORDAN COVE PROJECT</b>						
Materials and Services	-	-	2,500	-	-	-
<b>Total Fund Requirements</b>	<b>-</b>	<b>-</b>	<b>2,500</b>	<b>-</b>	<b>-</b>	<b>-</b>
<b>KINDERGARTEN PARTNERSHIP INNOVATION</b>						
Materials and Services	1,630	1,712	-	-	-	-
<b>Total Fund Requirements</b>	<b>1,630</b>	<b>1,712</b>	<b>-</b>	<b>-</b>	<b>-</b>	<b>-</b>
<b>LEAD LEARN TRAINING</b>						
Materials and Services	442	2,784	3,129	-	-	-
Ending Fund Balance	1,170	-	-	-	-	-
<b>Total Fund Requirements</b>	<b>1,612</b>	<b>2,784</b>	<b>3,129</b>	<b>-</b>	<b>-</b>	<b>-</b>
<b>LEAN MANUFACTURING</b>						
Personnel Services	-	6,722	-	-	-	-
Materials and Services	-	278	-	-	-	-
<b>Total Fund Requirements</b>	<b>-</b>	<b>7,000</b>	<b>-</b>	<b>-</b>	<b>-</b>	<b>-</b>

Grants and Contracts: Requirements

	Fiscal Year 2017 - 2018 ACTUAL Amounts	Fiscal Year 2018 - 2019 ACTUAL Amounts	Fiscal Year 2019 - 2020 ADJUSTED Budget	Fiscal Year 2020 - 2021 PROPOSED Budget	Fiscal Year 2020 - 2021 APPROVED Budget	Fiscal Year 2020 - 2021 ADOPTED Budget
<b>LENDING LIBRARY</b>						
Materials and Services	-	-	-	1,050	1,050	1,050
<b>Total Fund Requirements</b>	-	-	-	1,050	1,050	1,050
<b>LOTTERY GRANT</b>						
Personnel Services	33,104	70,846	40,687	59,384	59,384	59,384
Materials and Services	17,192	22,858	31,313	12,616	12,616	12,616
<b>Total Fund Requirements</b>	50,296	93,704	72,000	72,000	72,000	72,000
<b>MATHEMATICS &amp; YOUNG CHILD PROJECT</b>						
Personnel Services	2,027	-	-	-	-	-
<b>Total Fund Requirements</b>	2,027	-	-	-	-	-
<b>OCF DENTAL LIBRARY</b>						
Materials and Services	9,000	-	-	-	-	-
<b>Total Fund Requirements</b>	9,000	-	-	-	-	-
<b>OCF EMS MANNEQUIN</b>						
Materials and Services	-	7,647	-	-	-	-
<b>Total Fund Requirements</b>	-	7,647	-	-	-	-
<b>OCCDLA SUPPORT STAFF FUNDING</b>						
Personnel Services	56,151	59,575	-	-	-	-
Materials and Services	7,700	9,656	-	-	-	-
<b>Total Fund Requirements</b>	63,851	69,231	-	-	-	-

Grants and Contracts: Requirements

	Fiscal Year 2017 - 2018 ACTUAL Amounts	Fiscal Year 2018 - 2019 ACTUAL Amounts	Fiscal Year 2019 - 2020 ADJUSTED Budget	Fiscal Year 2020 - 2021 PROPOSED Budget	Fiscal Year 2020 - 2021 APPROVED Budget	Fiscal Year 2020 - 2021 ADOPTED Budget
<b>OREGON COLLEGE LIBRARY ASSOCIATION</b>						
Materials and Services	146,948	-	-	-	-	-
<b>Total Fund Requirements</b>	146,948	-	-	-	-	-
<b>OPEN TEXTBOOK WORKSHOP</b>						
Personnel Services	1,359	3,509	-	2,394	2,394	2,394
Materials and Services	-	-	-	1,000	1,000	1,000
<b>Total Fund Requirements</b>	1,359	3,509	-	3,394	3,394	3,394
<b>OPEN WORLD PROGRAM</b>						
Materials and Services	-	7,106	7,100	-	-	-
<b>Total Fund Requirements</b>	-	7,106	7,100	-	-	-
<b>PATHWAYS TO OPPORTUNITY</b>						
Personnel Services	-	-	14,040	8,450	8,450	24,500
Materials and Services	-	1,481	4,479	3,000	3,000	13,000
<b>Total Fund Requirements</b>	-	1,481	18,519	11,450	11,450	37,500
<b>PREK NETWORK</b>						
Personnel Services	-	13,145	95,449	40,699	40,699	40,699
Materials and Services	-	9,398	31,048	17,454	17,454	17,454
<b>Total Fund Requirements</b>	-	22,543	126,497	58,153	58,153	58,153
<b>PRESCHOOL PROMISE</b>						
Personnel Services	-	10,175	-	-	-	-
Materials and Services	-	33,792	25,000	-	-	-
<b>Total Fund Requirements</b>	-	43,967	25,000	-	-	-

## Grants and Contracts: Requirements

	Fiscal Year 2017 - 2018 ACTUAL Amounts	Fiscal Year 2018 - 2019 ACTUAL Amounts	Fiscal Year 2019 - 2020 ADJUSTED Budget	Fiscal Year 2020 - 2021 PROPOSED Budget	Fiscal Year 2020 - 2021 APPROVED Budget	Fiscal Year 2020 - 2021 ADOPTED Budget
<b>PROGRAM IMPROVEMENT</b>						
Personnel Services	5,399	7,528	6,404	8,140	8,140	8,140
Materials and Services	6,000	3,189	4,000	2,604	2,604	2,604
<b>Total Fund Requirements</b>	11,399	10,717	10,404	10,744	10,744	10,744
<b>PROTO</b>						
Personnel Services	2,496	1,255	-	-	-	-
Materials and Services	3,677	572	-	-	-	-
<b>Total Fund Requirements</b>	6,173	1,827	-	-	-	-
<b>REACH FOR THE STARS</b>						
Materials and Services	-	2,500	-	-	-	-
<b>Total Fund Requirements</b>	-	2,500	-	-	-	-
<b>REGIONAL ACTION PLAN</b>						
Materials and Services	-	7,500	-	-	-	-
<b>Total Fund Requirements</b>	-	7,500	-	-	-	-
<b>RETAIL MANAGEMENT GRANT</b>						
Personnel Services	320	-	-	-	-	-
Materials and Services	1,285	451	4,701	-	-	-
<b>Total Fund Requirements</b>	1,605	451	4,701	-	-	-
<b>RMC WALMART BRIGHTER FUTURES</b>						
Personnel Services	34,633	18,403	-	-	-	-
Materials and Services	66,024	95,872	33,000	33,000	33,000	33,000
<b>Total Fund Requirements</b>	100,657	114,276	33,000	33,000	33,000	33,000

Grants and Contracts: Requirements

	Fiscal Year 2017 - 2018 ACTUAL Amounts	Fiscal Year 2018 - 2019 ACTUAL Amounts	Fiscal Year 2019 - 2020 ADJUSTED Budget	Fiscal Year 2020 - 2021 PROPOSED Budget	Fiscal Year 2020 - 2021 APPROVED Budget	Fiscal Year 2020 - 2021 ADOPTED Budget
<b>RURAL PROJECT - GLIDE</b>						
Personnel Services	7,812	-	-	-	-	-
<b>Total Fund Requirements</b>	7,812	-	-	-	-	-
<b>SBDC FEDERAL</b>						
Personnel Services	39,994	18,655	45,140	35,000	35,000	35,000
<b>Total Fund Requirements</b>	39,994	18,655	45,140	35,000	35,000	35,000
<b>SEISMIC REHABILITATION WFA</b>						
Materials and Services	-	-	1,674,500	1,867,730	1,867,730	1,867,730
Contingency	-	-	193,230	-	-	-
<b>Total Fund Requirements</b>	-	-	1,867,730	1,867,730	1,867,730	1,867,730
<b>SERV GRANT</b>						
Materials and Services	11,890	-	-	-	-	-
<b>Total Fund Requirements</b>	11,890	-	-	-	-	-
<b>SNAP 50/50</b>						
Personnel Services	-	-	-	15,530	15,530	15,530
Materials and Services	-	-	12,000	7,167	7,167	7,167
<b>Total Fund Requirements</b>	-	-	12,000	22,697	22,697	22,697
<b>SOAR TO SUCCESS</b>						
Personnel Services	1,533	22,299	29,324	11,885	11,885	11,885
Materials and Services	153	125,108	114,083	85,062	85,062	85,062
<b>Total Fund Requirements</b>	1,686	147,407	143,407	96,947	96,947	96,947



Grants and Contracts: Requirements

	Fiscal Year 2017 - 2018 ACTUAL Amounts	Fiscal Year 2018 - 2019 ACTUAL Amounts	Fiscal Year 2019 - 2020 ADJUSTED Budget	Fiscal Year 2020 - 2021 PROPOSED Budget	Fiscal Year 2020 - 2021 APPROVED Budget	Fiscal Year 2020 - 2021 ADOPTED Budget
<b>SPECIAL REVENUE (Community Services)</b>						
Materials and Services	-	-	198,700	250,000	250,000	250,000
<b>Total Fund Requirements</b>	-	-	198,700	250,000	250,000	250,000
<b>SPECIAL REVENUE (Instruction)</b>						
Materials and Services	-	-	287,655	300,000	300,000	300,000
<b>Total Fund Requirements</b>	-	-	287,655	300,000	300,000	300,000
<b>SPECIAL REVENUE (Instruction Support)</b>						
Materials and Services	-	-	175,148	250,000	250,000	250,000
<b>Total Fund Requirements</b>	-	-	175,148	250,000	250,000	250,000
<b>SPECIAL REVENUE (Support Serv)</b>						
Materials and Services	-	-	100,000	100,000	100,000	100,000
<b>Total Fund Requirements</b>	-	-	100,000	100,000	100,000	100,000
<b>SPECIAL REVENUE (Student Serv)</b>						
Materials and Services	-	-	113,961	350,000	350,000	350,000
<b>Total Fund Requirements</b>	-	-	113,961	350,000	350,000	350,000
<b>STEM BEYOND SCHOOL</b>						
Personnel Services	-	24,689	-	-	-	-
Materials and Services	-	1,567	-	-	-	-
<b>Total Fund Requirements</b>	-	26,256	-	-	-	-

Grants and Contracts: Requirements

	Fiscal Year 2017 - 2018 ACTUAL Amounts	Fiscal Year 2018 - 2019 ACTUAL Amounts	Fiscal Year 2019 - 2020 ADJUSTED Budget	Fiscal Year 2020 - 2021 PROPOSED Budget	Fiscal Year 2020 - 2021 APPROVED Budget	Fiscal Year 2020 - 2021 ADOPTED Budget
<b>STEM HUB GRANT</b>						
Materials and Services	53,152	-	-	-	-	-
<b>Total Fund Requirements</b>	53,152	-	-	-	-	-
<b>STEM HUB BACKBONE FUNDING</b>						
Personnel Services	-	936	-	-	-	-
Materials and Services	79,375	131,176	175,475	-	-	-
<b>Total Fund Requirements</b>	79,375	132,112	175,475	-	-	-
<b>STEM HUB COMMUNICATION ADVANCE</b>						
Materials and Services	12,600	-	-	-	-	-
<b>Total Fund Requirements</b>	12,600	-	-	-	-	-
<b>STEM HUB SUMMER ADVANCE</b>						
Materials and Services	42,292	-	47,784	-	-	-
<b>Total Fund Requirements</b>	42,292	-	47,784	-	-	-
<b>STEM INNOVATIONS</b>						
Materials and Services	-	47,309	80,000	-	-	-
<b>Total Fund Requirements</b>	-	47,309	80,000	-	-	-
<b>STEM INNOVATION SUMMER ADVANCE</b>						
Materials and Services	-	-	78,487	-	-	-
<b>Total Fund Requirements</b>	-	-	78,487	-	-	-

Grants and Contracts: Requirements

	Fiscal Year 2017 - 2018 ACTUAL Amounts	Fiscal Year 2018 - 2019 ACTUAL Amounts	Fiscal Year 2019 - 2020 ADJUSTED Budget	Fiscal Year 2020 - 2021 PROPOSED Budget	Fiscal Year 2020 - 2021 APPROVED Budget	Fiscal Year 2020 - 2021 ADOPTED Budget
<b>TITLE III GRANT</b>						
Personnel Services	202,000	152,127	-	-	-	-
Materials and Services	284,094	119,545	-	-	-	-
Capital Expenses	1,399	349	-	-	-	-
<b>Total Fund Requirements</b>	<b>487,493</b>	<b>272,021</b>	<b>-</b>	<b>-</b>	<b>-</b>	<b>-</b>
<b>TORQUE CERTIFICATION</b>						
Materials and Services	-	3,452	2,168	-	-	-
Capital Expenses	-	57,028	-	-	-	-
<b>Total Fund Requirements</b>	<b>-</b>	<b>60,480</b>	<b>2,168</b>	<b>-</b>	<b>-</b>	<b>-</b>
<b>TRANSFER OPPORT PROGRAM</b>						
Personnel Services	190,540	202,633	266,254	254,671	254,671	252,427
Materials and Services	47,118	79,815	126,374	62,384	62,384	71,313
<b>Total Fund Requirements</b>	<b>237,658</b>	<b>282,447</b>	<b>392,628</b>	<b>317,055</b>	<b>317,055</b>	<b>323,740</b>
<b>TRAVEL SCHOLARSHIPS CHILDCARE CONF</b>						
Materials and Services	-	25,502	-	-	-	-
<b>Total Fund Requirements</b>	<b>-</b>	<b>25,502</b>	<b>-</b>	<b>-</b>	<b>-</b>	<b>-</b>
<b>UPWARD BOUND PROGRAM</b>						
Personnel Services	137,762	152,011	198,195	200,952	200,952	200,952
Materials and Services	130,635	122,022	117,179	108,849	108,849	108,849
<b>Total Fund Requirements</b>	<b>268,396</b>	<b>274,033</b>	<b>315,375</b>	<b>309,801</b>	<b>309,801</b>	<b>309,801</b>
<b>US ENGINEERING</b>						
Personnel Services	628	8,184	40,000	10,865	10,865	10,865
Materials and Services	119	1,555	-	-	-	-
<b>Total Fund Requirements</b>	<b>747</b>	<b>9,739</b>	<b>40,000</b>	<b>10,865</b>	<b>10,865</b>	<b>10,865</b>

Grants and Contracts: Requirements

	Fiscal Year 2017 - 2018 ACTUAL Amounts	Fiscal Year 2018 - 2019 ACTUAL Amounts	Fiscal Year 2019 - 2020 ADJUSTED Budget	Fiscal Year 2020 - 2021 PROPOSED Budget	Fiscal Year 2020 - 2021 APPROVED Budget	Fiscal Year 2020 - 2021 ADOPTED Budget
<b>US FOREST SERVICE</b>						
Personnel Services	1,052	20,523	40,000	21,730	21,730	21,730
Materials and Services	200	3,899	-	-	-	-
<b>Total Fund Requirements</b>	<b>1,252</b>	<b>24,422</b>	<b>40,000</b>	<b>21,730</b>	<b>21,730</b>	<b>21,730</b>
<b>USDA FOOD PROGRAM</b>						
Personnel Services	7,363	7,676	-	-	-	-
Materials and Services	8,175	5,354	-	-	-	-
<b>Total Fund Requirements</b>	<b>15,538</b>	<b>13,030</b>	<b>-</b>	<b>-</b>	<b>-</b>	<b>-</b>
<b>VOCA</b>						
Materials and Services	-	29,910	54,086	54,086	54,086	54,086
<b>Total Fund Requirements</b>	<b>-</b>	<b>29,910</b>	<b>54,086</b>	<b>54,086</b>	<b>54,086</b>	<b>54,086</b>
<b>WALMART JRWA SNAP</b>						
Materials and Services	17,166	5,132	15,000	-	-	-
<b>Total Fund Requirements</b>	<b>17,166</b>	<b>5,132</b>	<b>15,000</b>	<b>-</b>	<b>-</b>	<b>-</b>
<b>WALMART JRWA SNAP Extension</b>						
Materials and Services	200	5,414	13,521	5,000	5,000	5,000
<b>Total Fund Requirements</b>	<b>200</b>	<b>5,414</b>	<b>13,521</b>	<b>5,000</b>	<b>5,000</b>	<b>5,000</b>
<b>TOTAL REQUIREMENTS</b>	<b>3,472,184</b>	<b>3,954,942</b>	<b>7,483,928</b>	<b>6,779,731</b>	<b>6,779,731</b>	<b>6,812,615</b>

Page intentionally left blank

Special Revenue Fund: Administratively Restricted  
Summary of Resources and Requirements

RESOURCES	Fiscal Year	Fiscal Year	Fiscal Year	Fiscal Year	Fiscal Year	Fiscal Year
	2017 - 2018	2018 - 2019	2019 - 2020	2020 - 2021	2020 - 2021	2020 - 2021
	ACTUAL	ACTUAL	ADJUSTED	PROPOSED	APPROVED	ADOPTED
	Amounts	Amounts	Budget	Budget	Budget	Budget
Beginning Fund Balance	1,005,616	1,347,545	1,233,499	1,567,125	1,567,125	1,567,125
Local Revenue	2,942,115	3,245,326	3,889,050	4,341,834	4,341,834	4,341,834
Transfers In	241,061	269,648	536,613	168,574	168,574	168,574
<b>TOTAL RESOURCES</b>	<b>4,188,792</b>	<b>4,862,519</b>	<b>5,659,162</b>	<b>6,077,533</b>	<b>6,077,533</b>	<b>6,077,533</b>
<b>REQUIREMENTS</b>						
Personnel Services	1,422,838	1,532,257	1,900,497	1,811,700	1,811,700	1,811,700
Materials and Services	1,305,106	1,740,121	3,531,608	3,862,124	3,862,124	3,862,124
Capital Outlay	53,017	79,457	183,863	180,000	180,000	180,000
Transfers Out	60,285	50,949	18,195	91,000	91,000	91,000
Contingency	-	-	25,000	132,709	132,709	132,709
Sub-Total	2,841,247	3,402,783	5,659,162	6,077,533	6,077,533	6,077,533
Ending Fund Balance	1,347,545	1,459,736	-	-	-	-
<b>TOTAL REQUIREMENTS</b>	<b>4,188,792</b>	<b>4,862,519</b>	<b>5,659,162</b>	<b>6,077,533</b>	<b>6,077,533</b>	<b>6,077,533</b>

Special Revenue Fund: Administratively Restricted  
Summary by Use

<u>Account</u>	<b>Instructional</b>	<b>Community</b>	<b>Student</b>	<b>College</b>	<b>Transfers</b>	<b>Reserves</b>	<b>TOTAL</b>	
	<b>Support</b>	<b>Services</b>	<b>Services</b>	<b>Support</b>				
PERSONNEL SERVICES	1,195,839	299,456	58,814	160,451	97,140	-	-	1,811,700
MATERIALS & SERVICES	1,510,377	620,378	80,524	1,083,677	567,168	-	-	3,862,124
CAPITAL EXPENDITURES	180,000	-	-	-	-	-	-	180,000
TRANSFERS OUT	-	-	-	-	-	91,000	-	91,000
CONTINGENCY	-	-	-	-	-	-	132,709	132,709
<b>TOTAL</b>	2,886,216	919,834	139,338	1,244,128	664,308	91,000	132,709	6,077,533
FTE	14.0	5.1	2.5	3.4	1.8	-	-	26.9

Administratively Restricted: Resources

RESOURCES	Fiscal Year	Fiscal Year	Fiscal Year	Fiscal Year	Fiscal Year	Fiscal Year
	2017 - 2018	2018 - 2019	2019 - 2020	2020 - 2021	2020 - 2021	2020 - 2021
	ACTUAL	ACTUAL	ADJUSTED	PROPOSED	APPROVED	ADOPTED
	Amounts	Amounts	Budget	Budget	Budget	Budget
Adult Basic Skills	36,320	35,038	21,486	12,000	12,000	12,000
Apprenticeship Fees	31,519	37,290	31,902	33,000	33,000	33,000
Apprenticeship Coordinator	146,442	183,064	176,500	202,122	202,122	202,122
Art Fees	12,870	13,118	11,300	15,000	15,000	15,000
Athletic Concessions	44,634	53,156	36,500	89,500	89,500	89,500
Athletic Housing	-	121,640	150,000	120,000	120,000	120,000
Athletic Vending Machines	3,788	4,001	2,500	2,500	2,500	2,500
Automotive	(3,714)	(14,244)	11,759	11,510	11,510	11,510
Baseball Fees	-	7,130	10,500	10,000	10,000	10,000
Business Education	5,247	7,477	5,500	7,700	7,700	7,700
Business and Workforce Dev	71,442	65,606	50,000	90,000	90,000	90,000
Childcare Resource & Referral	17,895	20,643	6,000	29,338	29,338	29,338
Civil Engineering	14,000	15,542	12,500	16,892	16,892	16,892
Community Ed	274,141	283,481	245,000	297,185	297,185	297,185
Community Ed Conferences	29,594	71,581	16,500	85,500	85,500	85,500
Computer Information Systems	-	10,206	13,000	15,000	15,000	15,000
Conference on Aging	11,117	14,584	13,700	13,000	13,000	13,000
Construction 09	(102,006)	(98,756)	-	-	-	-
CPR Program	134,880	145,671	117,976	130,000	130,000	130,000
Criminal Justice	30,459	35,651	38,500	31,400	31,400	31,400
Cross Country	400	1,010	2,000	2,000	2,000	2,000
Culinary Arts	6,245	6,245	6,245	-	-	-
Curriculum Dev Dist Ed	145,072	170,332	65,000	3,096	3,096	3,096
DC Healthcare Career Pathways	6,011	794	-	-	-	-
Dental Assistant	46,538	66,947	67,860	79,179	79,179	79,179
Distance Ed	97,503	91,619	246,200	277,985	277,985	277,985
Driver's Ed	120,492	132,586	122,500	140,000	140,000	140,000



Administratively Restricted: Resources

RESOURCES	Fiscal Year	Fiscal Year	Fiscal Year	Fiscal Year	Fiscal Year	Fiscal Year
	2017 - 2018	2018 - 2019	2019 - 2020	2020 - 2021	2020 - 2021	2020 - 2021
	ACTUAL	ACTUAL	ADJUSTED	PROPOSED	APPROVED	ADOPTED
	Amounts	Amounts	Budget	Budget	Budget	Budget
E-Sports	-	-	-	3,500	3,500	3,500
EMT	73,646	121,602	100,000	104,000	104,000	104,000
Engineering	-	9,438	8,625	7,000	7,000	7,000
English Theater	415	3,474	9,000	9,250	9,250	9,250
Faculty Staff Development	64,937	73,186	51,536	86,960	86,960	86,960
Fire Science Fees	25,191	15,735	28,000	26,000	26,000	26,000
Fitness Center	16,630	15,078	15,682	15,722	15,722	15,722
Flegel Center	-	-	403,250	410,400	410,400	410,400
Ford Family Center	272,663	222,038	348,433	-	-	-
Forestry	-	-	2,875	5,000	5,000	5,000
Foundation Funded Emp	46,468	48,004	76,844	97,140	97,140	97,140
Great Teachers	812	-	-	-	-	-
Health & Human Performance	28,034	21,341	19,750	14,500	14,500	14,500
International	40,727	40,727	-	-	-	-
Library Book Sales	10,422	10,911	4,000	9,100	9,100	9,100
Life Science Fees	-	82	32,500	35,000	35,000	35,000
Management Information System	277,093	346,773	292,000	395,000	395,000	395,000
Men's Basketball Camp	25,085	24,738	15,500	16,500	16,500	16,500
Men's Wrestling	1,600	11,601	10,000	5,000	5,000	5,000
Music Lessons	49,295	18,526	41,651	12,600	12,600	12,600
Music - Vocal & Instrumental	30,829	18,140	30,500	18,900	18,900	18,900
Non Credit Online Registration	16,274	22,841	19,000	19,000	19,000	19,000
Nursing Fees	125,536	150,199	158,926	207,675	207,675	207,675
Nursing Instructional Fee	-	-	141,534	249,600	249,600	249,600
Obstacle Course Racing	2,565	2,603	1,100	1,500	1,500	1,500
Oregon Diversity Institute	(50)	-	-	-	-	-
Oregon Musical Theatre Festival	(35,781)	(34,209)	-	-	-	-

**Administratively Restricted: Resources**

<b>RESOURCES</b>	Fiscal Year	Fiscal Year	Fiscal Year	Fiscal Year	Fiscal Year	Fiscal Year
	2017 - 2018	2018 - 2019	2019 - 2020	2020 - 2021	2020 - 2021	2020 - 2021
	ACTUAL	ACTUAL	ADJUSTED	PROPOSED	APPROVED	ADOPTED
	Amounts	Amounts	Budget	Budget	Budget	Budget
Outdoor Recreation	(14,545)	(23,603)	-	-	-	-
Paralegal Online Fees	11,524	12,775	12,665	12,500	12,500	12,500
Parking Fees	13,621	14,646	14,196	15,000	15,000	15,000
Physical Science Fees	83,587	64,346	34,500	32,500	32,500	32,500
Pool Operations	98,406	109,774	66,000	60,000	60,000	60,000
Practical Nursing	26,334	26,334	26,334	-	-	-
Recruitment & Retention	-	20,000	9,300	8,928	8,928	8,928
Retail Management	46,101	99,048	121,000	162,052	162,052	162,052
SAIF	10,798	29,501	29,501	26,384	26,384	26,384
SBDC Program	84,303	84,187	58,000	80,000	80,000	80,000
SBDC - UBC	64,122	71,864	26,611	-	-	-
Special Events	55,715	-	-	-	-	-
Staff Development	50,175	75,133	47,077	81,784	81,784	81,784
Strategic Fund	14,563	29,563	30,000	45,000	45,000	45,000
Student Activity Fee	150,215	174,937	125,000	135,000	135,000	135,000
Student Activity Fee Mainstream	2,755	7,364	9,155	11,000	11,000	11,000
Student Life	112,268	116,181	120,000	118,000	118,000	118,000
Student Newspaper	12,258	10,611	3,800	6,800	6,800	6,800
Student Success Initiatives	122,814	141,892	50,000	80,000	80,000	80,000
Student Success Fee (SD)	103,745	101,511	101,000	96,000	96,000	96,000
Student Success Fee	70,249	95,078	95,507	117,943	117,943	117,943
Student Technology Fees	350,603	399,480	350,000	330,000	330,000	330,000
T-TEN Fees	-	924	13,500	20,710	20,710	20,710
T-TEN Housing	19,701	1,321	51,011	68,500	68,500	68,500
Tech Fee TITLE II	3,114	3,869	1,350	5,200	5,200	5,200
Theater Arts	26,439	10,177	25,000	9,000	9,000	9,000
Track & Field Fees	-	1,325	2,450	3,000	3,000	3,000

Administratively Restricted: Resources

RESOURCES	Fiscal Year	Fiscal Year	Fiscal Year	Fiscal Year	Fiscal Year	Fiscal Year
	2017 - 2018	2018 - 2019	2019 - 2020	2020 - 2021	2020 - 2021	2020 - 2021
	ACTUAL	ACTUAL	ADJUSTED	PROPOSED	APPROVED	ADOPTED
	Amounts	Amounts	Budget	Budget	Budget	Budget
Truck Driving	248,034	366,747	302,500	360,774	360,774	360,774
Umpqua Transit Bus Passes	12,100	11,200	25,000	25,000	25,000	25,000
Veteran's Program	3,135	4,702	1,800	1,800	1,800	1,800
Viticulture and Enology	7,793	8,693	9,000	11,500	11,500	11,500
Volleyball Camp	15,122	16,578	14,500	14,000	14,000	14,000
Volleyball Fees	6,825	14,877	17,000	17,000	17,000	17,000
Welding	31,134	49,694	64,150	56,000	56,000	56,000
Wildland Firefighting	24,128	31,558	22,000	27,000	27,000	27,000
Wine Revenue	37,635	20,307	3,000	-	-	-
Wine Seminars	16	16	-	-	-	-
Women's Basketball Camp	29,742	31,953	32,000	24,000	24,000	24,000
Women's Soccer	-	-	-	3,000	3,000	3,000
Women's Wrestling	980	3,721	1,200	2,000	2,000	2,000
Auxilliary Revenue Program	-	-	550,000	550,000	550,000	550,000
<b>TOTAL RESOURCES</b>	<b>4,188,792</b>	<b>4,862,519</b>	<b>5,756,741</b>	<b>6,080,629</b>	<b>6,080,629</b>	<b>6,080,629</b>

Administratively Restricted: Requirements

	Fiscal Year 2017 - 2018 ACTUAL Amounts	Fiscal Year 2018 - 2019 ACTUAL Amounts	Fiscal Year 2019 - 2020 ADJUSTED Budget	Fiscal Year 2020 - 2021 PROPOSED Budget	Fiscal Year 2020 - 2021 APPROVED Budget	Fiscal Year 2020 - 2021 ADOPTED Budget
<b>ADULT BASIC SKILLS</b>						
Personnel Services	107	-	3,586	-	-	-
Materials and Services	1,744	13,244	17,900	12,000	12,000	12,000
Ending Fund Balance	34,469	21,795	-	-	-	-
<b>Total Fund Requirements</b>	<b>36,320</b>	<b>35,038</b>	<b>21,486</b>	<b>12,000</b>	<b>12,000</b>	<b>12,000</b>
<b>APPRENTICESHIP FEES</b>						
Materials and Services	7,354	3,473	31,902	33,000	33,000	33,000
Ending Fund Balance	24,165	33,817	-	-	-	-
<b>Total Fund Requirements</b>	<b>31,519</b>	<b>37,290</b>	<b>31,902</b>	<b>33,000</b>	<b>33,000</b>	<b>33,000</b>
<b>APPRENTICESHIP COORDINATOR</b>						
Personnel Services	37,918	47,252	52,288	50,949	50,949	50,949
Materials and Services	8,269	57,275	75,000	76,173	76,173	76,173
Capital Outlay	12,096	529	49,212	75,000	75,000	75,000
Ending Fund Balance	88,159	78,009	-	-	-	-
<b>Total Fund Requirements</b>	<b>146,442</b>	<b>183,064</b>	<b>176,500</b>	<b>202,122</b>	<b>202,122</b>	<b>202,122</b>
<b>ART FEES</b>						
Materials and Services	9,606	13,646	11,300	15,000	15,000	15,000
Ending Fund Balance	3,264	(528)	-	-	-	-
<b>Total Fund Requirements</b>	<b>12,870</b>	<b>13,118</b>	<b>11,300</b>	<b>15,000</b>	<b>15,000</b>	<b>15,000</b>
<b>ATHLETIC CONCESSIONS</b>						
Personnel Services	877	-	7,050	10,845	10,845	10,845
Materials and Services	14,099	27,892	29,450	78,655	78,655	78,655
Ending Fund Balance	29,658	25,264	-	-	-	-
<b>Total Fund Requirements</b>	<b>44,634</b>	<b>53,156</b>	<b>36,500</b>	<b>89,500</b>	<b>89,500</b>	<b>89,500</b>

Administratively Restricted: Requirements

	Fiscal Year 2017 - 2018 ACTUAL Amounts	Fiscal Year 2018 - 2019 ACTUAL Amounts	Fiscal Year 2019 - 2020 ADJUSTED Budget	Fiscal Year 2020 - 2021 PROPOSED Budget	Fiscal Year 2020 - 2021 APPROVED Budget	Fiscal Year 2020 - 2021 ADOPTED Budget
<b>ATHLETIC HOUSING</b>						
Materials and Services	-	116,597	150,000	120,000	120,000	120,000
Ending Fund Balance	-	5,043	-	-	-	-
<b>Total Fund Requirements</b>	-	121,640	150,000	120,000	120,000	120,000
<b>ATHLETIC VENDING MACHINES</b>						
Materials and Services	1,562	2,489	2,500	2,500	2,500	2,500
Ending Fund Balance	2,226	1,512	-	-	-	-
<b>Total Fund Requirements</b>	3,788	4,001	2,500	2,500	2,500	2,500
<b>AUTOMOTIVE</b>						
Materials and Services	18,975	22,310	11,759	11,510	11,510	11,510
Ending Fund Balance	(22,689)	(36,555)	-	-	-	-
<b>Total Fund Requirements</b>	(3,714)	(14,244)	11,759	11,510	11,510	11,510
<b>BASEBALL FEES</b>						
Materials and Services	-	2,232	10,500	10,000	10,000	10,000
Ending Fund Balance	-	4,898	-	-	-	-
<b>Total Fund Requirements</b>	-	7,130	10,500	10,000	10,000	10,000
<b>BUSINESS EDUCATION</b>						
Materials and Services	-	200	5,500	7,700	7,700	7,700
Ending Fund Balance	5,247	7,277	-	-	-	-
<b>Total Fund Requirements</b>	5,247	7,477	5,500	7,700	7,700	7,700
<b>BUSINESS &amp; WORKFORCE DEV</b>						
Personnel Services	2,742	23,114	19,739	33,521	33,521	33,521
Materials and Services	38,523	11,029	30,261	56,479	56,479	56,479
Ending Fund Balance	30,176	31,463	-	-	-	-
<b>Total Fund Requirements</b>	71,442	65,606	50,000	90,000	90,000	90,000

Administratively Restricted: Requirements

	Fiscal Year 2017 - 2018 ACTUAL Amounts	Fiscal Year 2018 - 2019 ACTUAL Amounts	Fiscal Year 2019 - 2020 ADJUSTED Budget	Fiscal Year 2020 - 2021 PROPOSED Budget	Fiscal Year 2020 - 2021 APPROVED Budget	Fiscal Year 2020 - 2021 ADOPTED Budget
<b>CHILDCARE RESOURCE &amp; REFERRAL</b>						
Materials and Services	13,639	1,524	6,000	29,338	29,338	29,338
Ending Fund Balance	4,257	19,119	-	-	-	-
<b>Total Fund Requirements</b>	<b>17,895</b>	<b>20,643</b>	<b>6,000</b>	<b>29,338</b>	<b>29,338</b>	<b>29,338</b>
<b>CIVIL ENGINEERING</b>						
Personnel Services	309	-	2,281	11,141	11,141	11,141
Materials and Services	6,598	3,650	10,219	5,751	5,751	5,751
Ending Fund Balance	7,093	11,892	-	-	-	-
<b>Total Fund Requirements</b>	<b>14,000</b>	<b>15,542</b>	<b>12,500</b>	<b>16,892</b>	<b>16,892</b>	<b>16,892</b>
<b>COMMUNITY ED</b>						
Personnel Services	157,185	148,765	165,703	182,216	182,216	182,216
Materials and Services	60,865	87,326	79,297	114,969	114,969	114,969
Ending Fund Balance	56,092	47,390	-	-	-	-
<b>Total Fund Requirements</b>	<b>274,141</b>	<b>283,481</b>	<b>245,000</b>	<b>297,185</b>	<b>297,185</b>	<b>297,185</b>
<b>COMMUNITY ED CONFERENCES</b>						
Personnel Services	6,383	2,953	2,400	3,705	3,705	3,705
Materials and Services	27,089	61,184	14,100	81,795	81,795	81,795
Ending Fund Balance	(3,878)	7,444	-	-	-	-
<b>Total Fund Requirements</b>	<b>29,594</b>	<b>71,581</b>	<b>16,500</b>	<b>85,500</b>	<b>85,500</b>	<b>85,500</b>
<b>COMPUTER INFORMATION SYSTEMS</b>						
Materials and Services	-	720	13,000	15,000	15,000	15,000
Ending Fund Balance	-	9,486	-	-	-	-
<b>Total Fund Requirements</b>	<b>-</b>	<b>10,206</b>	<b>13,000</b>	<b>15,000</b>	<b>15,000</b>	<b>15,000</b>

Administratively Restricted: Requirements

	Fiscal Year 2017 - 2018 ACTUAL Amounts	Fiscal Year 2018 - 2019 ACTUAL Amounts	Fiscal Year 2019 - 2020 ADJUSTED Budget	Fiscal Year 2020 - 2021 PROPOSED Budget	Fiscal Year 2020 - 2021 APPROVED Budget	Fiscal Year 2020 - 2021 ADOPTED Budget
<b>CONFERENCE ON AGING</b>						
Personnel Services	3,223	4,845	4,801	5,239	5,239	5,239
Materials and Services	2,826	5,977	8,899	7,761	7,761	7,761
Ending Fund Balance	5,069	3,762	-	-	-	-
<b>Total Fund Requirements</b>	<b>11,117</b>	<b>14,584</b>	<b>13,700</b>	<b>13,000</b>	<b>13,000</b>	<b>13,000</b>
<b>CONSTRUCTION 09</b>						
Ending Fund Balance	(102,006)	(98,756)	-	-	-	-
<b>Total Fund Requirements</b>	<b>(102,006)</b>	<b>(98,756)</b>	<b>-</b>	<b>-</b>	<b>-</b>	<b>-</b>
<b>CPR PROGRAM</b>						
Personnel Services	53,174	62,280	50,095	56,000	56,000	56,000
Materials and Services	41,785	57,026	67,881	74,000	74,000	74,000
Ending Fund Balance	39,921	26,365	-	-	-	-
<b>Total Fund Requirements</b>	<b>134,880</b>	<b>145,671</b>	<b>117,976</b>	<b>130,000</b>	<b>130,000</b>	<b>130,000</b>
<b>CRIMINAL JUSTICE</b>						
Materials and Services	2,686	14,099	6,500	6,400	6,400	6,400
Capital Outlay	-	-	32,000	25,000	25,000	25,000
Ending Fund Balance	27,773	21,552	-	-	-	-
<b>Total Fund Requirements</b>	<b>30,459</b>	<b>35,651</b>	<b>38,500</b>	<b>31,400</b>	<b>31,400</b>	<b>31,400</b>
<b>CROSS COUNTRY</b>						
Materials and Services	175	114	2,000	2,000	2,000	2,000
Ending Fund Balance	225	896	-	-	-	-
<b>Total Fund Requirements</b>	<b>400</b>	<b>1,010</b>	<b>2,000</b>	<b>2,000</b>	<b>2,000</b>	<b>2,000</b>

Administratively Restricted: Requirements

	Fiscal Year 2017 - 2018 ACTUAL Amounts	Fiscal Year 2018 - 2019 ACTUAL Amounts	Fiscal Year 2019 - 2020 ADJUSTED Budget	Fiscal Year 2020 - 2021 PROPOSED Budget	Fiscal Year 2020 - 2021 APPROVED Budget	Fiscal Year 2020 - 2021 ADOPTED Budget
<b>CULINARY ARTS</b>						
Materials and Services	-	428	-	-	-	-
Intrafund Transfer Out	-	-	6,245	-	-	-
Ending Fund Balance	6,245	5,817	-	-	-	-
<b>Total Fund Requirements</b>	6,245	6,245	6,245	-	-	-
<b>CURRICULUM DEV DIST</b>						
Personnel Services	68,337	91,860	-	-	-	-
Materials and Services	3,125	10,556	-	-	-	-
Intrafund Transfer Out	-	-	65,000	3,096	3,096	3,096
Ending Fund Balance	73,610	67,917	-	-	-	-
<b>Total Fund Requirements</b>	145,072	170,332	65,000	3,096	3,096	3,096
<b>DC HEALTHCARE CAREER PATHWAYS</b>						
Personnel Services	5,724	794	-	-	-	-
Materials and Services	287	-	-	-	-	-
<b>Total Fund Requirements</b>	6,011	794	-	-	-	-
<b>DENTAL ASSISTANT</b>						
Personnel Services	21,409	15,770	-	-	-	-
Materials and Services	22,898	28,410	35,815	54,179	54,179	54,179
Capital Outlay	-	-	7,045	-	-	-
Contingency	-	-	25,000	25,000	25,000	25,000
Ending Fund Balance	2,230	22,767	-	-	-	-
<b>Total Fund Requirements</b>	46,538	66,947	67,860	79,179	79,179	79,179



Administratively Restricted: Requirements

	Fiscal Year 2017 - 2018 ACTUAL Amounts	Fiscal Year 2018 - 2019 ACTUAL Amounts	Fiscal Year 2019 - 2020 ADJUSTED Budget	Fiscal Year 2020 - 2021 PROPOSED Budget	Fiscal Year 2020 - 2021 APPROVED Budget	Fiscal Year 2020 - 2021 ADOPTED Budget
<b>DISTANCE ED</b>						
Personnel Services	100,020	81,593	212,988	194,281	194,281	194,281
Materials and Services	3,683	9,604	33,212	50,000	50,000	50,000
Contingency	-	-	-	33,704	33,704	33,704
Ending Fund Balance	(6,200)	422	-	-	-	-
<b>Total Fund Requirements</b>	<b>97,503</b>	<b>91,619</b>	<b>246,200</b>	<b>277,985</b>	<b>277,985</b>	<b>277,985</b>
<b>DRIVER'S ED</b>						
Personnel Services	64,993	65,835	91,406	92,118	92,118	92,118
Materials and Services	11,412	14,093	7,489	47,882	47,882	47,882
Capital Outlay	15,165	-	23,606	-	-	-
Ending Fund Balance	28,922	52,658	-	-	-	-
<b>Total Fund Requirements</b>	<b>120,492</b>	<b>132,586</b>	<b>122,500</b>	<b>140,000</b>	<b>140,000</b>	<b>140,000</b>
<b>E-SPORTS</b>						
Materials and Services	-	-	-	3,500	3,500	3,500
<b>Total Fund Requirements</b>	<b>-</b>	<b>-</b>	<b>-</b>	<b>3,500</b>	<b>3,500</b>	<b>3,500</b>
<b>EMT</b>						
Personnel Services	41,097	52,744	-	-	-	-
Materials and Services	37,692	58,602	70,000	74,000	74,000	74,000
Capital Outlay	-	-	30,000	30,000	30,000	30,000
Ending Fund Balance	(5,143)	10,255	-	-	-	-
<b>Total Fund Requirements</b>	<b>73,646</b>	<b>121,602</b>	<b>100,000</b>	<b>104,000</b>	<b>104,000</b>	<b>104,000</b>
<b>ENGINEERING</b>						
Materials and Services	-	11,437	8,625	7,000	7,000	7,000
Ending Fund Balance	-	(1,999)	-	-	-	-
<b>Total Fund Requirements</b>	<b>-</b>	<b>9,438</b>	<b>8,625</b>	<b>7,000</b>	<b>7,000</b>	<b>7,000</b>

Administratively Restricted: Requirements

	Fiscal Year 2017 - 2018 ACTUAL Amounts	Fiscal Year 2018 - 2019 ACTUAL Amounts	Fiscal Year 2019 - 2020 ADJUSTED Budget	Fiscal Year 2020 - 2021 PROPOSED Budget	Fiscal Year 2020 - 2021 APPROVED Budget	Fiscal Year 2020 - 2021 ADOPTED Budget
<b>ENGLISH THEATER</b>						
Materials and Services	2,238	3,455	9,000	9,250	9,250	9,250
Ending Fund Balance	(1,824)	19	-	-	-	-
<b>Total Fund Requirements</b>	415	3,474	9,000	9,250	9,250	9,250
<b>FACULTY DEVELOPMENT</b>						
Materials and Services	38,602	37,919	51,536	86,960	86,960	86,960
Ending Fund Balance	26,335	35,266	-	-	-	-
<b>Total Fund Requirements</b>	64,937	73,186	51,536	86,960	86,960	86,960
<b>FIRE SCIENCE FEES</b>						
Personnel Services	2,022	8	-	-	-	-
Materials and Services	13,851	202	28,000	26,000	26,000	26,000
Ending Fund Balance	9,318	15,525	-	-	-	-
<b>Total Fund Requirements</b>	25,191	15,735	28,000	26,000	26,000	26,000
<b>FITNESS CENTER</b>						
Personnel Services	13,024	15,761	14,282	14,722	14,722	14,722
Materials and Services	3,859	580	1,400	1,000	1,000	1,000
Capital Outlay	172	-	-	-	-	-
Ending Fund Balance	(425)	(1,263)	-	-	-	-
<b>Total Fund Requirements</b>	16,630	15,078	15,682	15,722	15,722	15,722
<b>FLEGEL CENTER</b>						
Materials and Services	-	-	403,250	335,400	335,400	335,400
Transfers Out	-	-	-	75,000	75,000	75,000
<b>Total Fund Requirements</b>	-	-	403,250	410,400	410,400	410,400

Administratively Restricted: Requirements

	Fiscal Year 2017 - 2018 ACTUAL Amounts	Fiscal Year 2018 - 2019 ACTUAL Amounts	Fiscal Year 2019 - 2020 ADJUSTED Budget	Fiscal Year 2020 - 2021 PROPOSED Budget	Fiscal Year 2020 - 2021 APPROVED Budget	Fiscal Year 2020 - 2021 ADOPTED Budget
<b>FORD FAMILY CENTER</b>						
Personnel Services	320,695	313,128	338,002	-	-	-
Materials and Services	16,266	8,414	10,431	-	-	-
Ending Fund Balance	(64,298)	(99,504)	-	-	-	-
<b>Total Fund Requirements</b>	<b>272,663</b>	<b>222,038</b>	<b>348,433</b>	<b>-</b>	<b>-</b>	<b>-</b>
<b>FORESTRY</b>						
Materials and Services	-	-	2,875	5,000	5,000	5,000
<b>Total Fund Requirements</b>	<b>-</b>	<b>-</b>	<b>2,875</b>	<b>5,000</b>	<b>5,000</b>	<b>5,000</b>
<b>FOUNDATION FUNDED EMP</b>						
Personnel Services	46,587	48,004	76,844	97,140	97,140	97,140
Ending Fund Balance	(120)	-	-	-	-	-
<b>Total Fund Requirements</b>	<b>46,468</b>	<b>48,004</b>	<b>76,844</b>	<b>97,140</b>	<b>97,140</b>	<b>97,140</b>
<b>GREAT TEACHERS</b>						
Materials and Services	812	-	-	-	-	-
<b>Total Fund Requirements</b>	<b>812</b>	<b>-</b>	<b>-</b>	<b>-</b>	<b>-</b>	<b>-</b>
<b>HEALTH &amp; HUMAN PERFORMANCE</b>						
Personnel Services	125	1,996	-	-	-	-
Materials and Services	13,481	18,660	19,750	14,500	14,500	14,500
Capital Outlay	9,042	-	-	-	-	-
Ending Fund Balance	5,387	685	-	-	-	-
<b>Total Fund Requirements</b>	<b>28,034</b>	<b>21,341</b>	<b>19,750</b>	<b>14,500</b>	<b>14,500</b>	<b>14,500</b>

Administratively Restricted: Requirements

	Fiscal Year 2017 - 2018 ACTUAL Amounts	Fiscal Year 2018 - 2019 ACTUAL Amounts	Fiscal Year 2019 - 2020 ADJUSTED Budget	Fiscal Year 2020 - 2021 PROPOSED Budget	Fiscal Year 2020 - 2021 APPROVED Budget	Fiscal Year 2020 - 2021 ADOPTED Budget
<b>INTERNATIONAL</b>						
Transfers Out	-	40,727	-	-	-	-
Ending Fund Balance	40,727	-	-	-	-	-
<b>Total Fund Requirements</b>	40,727	40,727	-	-	-	-
<b>LIBRARY BOOK SALES</b>						
Personnel Services	2,818	-	-	-	-	-
Materials and Services	2,014	1,552	3,805	9,100	9,100	9,100
Transfers Out	-	-	195	-	-	-
Ending Fund Balance	5,590	9,359	-	-	-	-
<b>Total Fund Requirements</b>	10,422	10,911	4,000	9,100	9,100	9,100
<b>LIFE SCIENCE FEES</b>						
Materials and Services	-	-	32,500	35,000	35,000	35,000
Ending Fund Balance	-	82	-	-	-	-
<b>Total Fund Requirements</b>	-	82	32,500	35,000	35,000	35,000
<b>MANAGEMENT INFO SYSTEM</b>						
Materials and Services	194,217	225,703	292,000	339,000	339,000	339,000
Contingency	-	-	-	56,000	56,000	56,000
Ending Fund Balance	82,876	121,069	-	-	-	-
<b>Total Fund Requirements</b>	277,093	346,773	292,000	395,000	395,000	395,000
<b>MEN'S BASKETBALL CAMP</b>						
Personnel Services	3,340	7,951	2,368	4,557	4,557	4,557
Materials and Services	12,144	10,933	13,132	11,943	11,943	11,943
Ending Fund Balance	9,601	6,042	-	-	-	-
<b>Total Fund Requirements</b>	25,085	24,926	15,500	16,500	16,500	16,500

## Administratively Restricted: Requirements

	Fiscal Year 2017 - 2018 ACTUAL Amounts	Fiscal Year 2018 - 2019 ACTUAL Amounts	Fiscal Year 2019 - 2020 ADJUSTED Budget	Fiscal Year 2020 - 2021 PROPOSED Budget	Fiscal Year 2020 - 2021 APPROVED Budget	Fiscal Year 2020 - 2021 ADOPTED Budget
<b>MEN'S WRESTLING</b>						
Materials and Services	226	5,518	10,000	5,000	5,000	5,000
Ending Fund Balance	1,374	6,082	-	-	-	-
<b>Total Fund Requirements</b>	<b>1,600</b>	<b>11,601</b>	<b>10,000</b>	<b>5,000</b>	<b>5,000</b>	<b>5,000</b>
<b>MUSIC LESSONS</b>						
Personnel Services	37,926	22,423	36,451	10,836	10,836	10,836
Materials and Services	2,926	14	5,200	1,764	1,764	1,764
Ending Fund Balance	8,443	(3,911)	-	-	-	-
<b>Total Fund Requirements</b>	<b>49,295</b>	<b>18,526</b>	<b>41,651</b>	<b>12,600</b>	<b>12,600</b>	<b>12,600</b>
<b>MUSIC - VOCAL &amp; INSTRUMENTAL</b>						
Personnel Services	876	-	-	-	-	-
Materials and Services	28,742	4,321	30,500	18,900	18,900	18,900
Ending Fund Balance	1,211	13,819	-	-	-	-
<b>Total Fund Requirements</b>	<b>30,829</b>	<b>18,140</b>	<b>30,500</b>	<b>18,900</b>	<b>18,900</b>	<b>18,900</b>
<b>NON-CREDIT ON-LINE REGISTRATION</b>						
Materials and Services	5,000	8,850	19,000	19,000	19,000	19,000
Ending Fund Balance	11,274	13,991	-	-	-	-
<b>Total Fund Requirements</b>	<b>16,274</b>	<b>22,841</b>	<b>19,000</b>	<b>19,000</b>	<b>19,000</b>	<b>19,000</b>
<b>NURSING FEES</b>						
Personnel Services	-	1,425	-	-	-	-
Materials and Services	80,906	77,898	128,926	157,675	157,675	157,675
Capital Outlay	-	-	30,000	50,000	50,000	50,000
Ending Fund Balance	44,630	70,875	-	-	-	-
<b>Total Fund Requirements</b>	<b>125,536</b>	<b>150,199</b>	<b>158,926</b>	<b>207,675</b>	<b>207,675</b>	<b>207,675</b>

Administratively Restricted: Requirements

	Fiscal Year 2017 - 2018 ACTUAL Amounts	Fiscal Year 2018 - 2019 ACTUAL Amounts	Fiscal Year 2019 - 2020 ADJUSTED Budget	Fiscal Year 2020 - 2021 PROPOSED Budget	Fiscal Year 2020 - 2021 APPROVED Budget	Fiscal Year 2020 - 2021 ADOPTED Budget
<b>NURSING INSTRUCTIONAL FEE</b>						
Personnel Services	-	-	141,534	249,600	249,600	249,600
<b>Total Fund Requirements</b>	-	-	141,534	249,600	249,600	249,600
<b>OBSTACLE COURSE RACING</b>						
Materials and Services	1,235	3,005	1,100	1,500	1,500	1,500
Ending Fund Balance	1,330	(403)	-	-	-	-
<b>Total Fund Requirements</b>	2,565	2,603	1,100	1,500	1,500	1,500
<b>OREGON DIVERSITY INSTITUTE</b>						
Ending Fund Balance	(50)	-	-	-	-	-
<b>Total Fund Requirements</b>	(50)	-	-	-	-	-
<b>OREGON MUSICAL THEATRE FESTIVAL</b>						
Ending Fund Balance	(35,781)	(34,209)	-	-	-	-
<b>Total Fund Requirements</b>	(35,781)	(34,209)	-	-	-	-
<b>OUTDOOR RECREATION</b>						
Personnel Services	8,607	-	-	-	-	-
Materials and Services	451	-	-	-	-	-
Ending Fund Balance	(23,603)	(23,603)	-	-	-	-
<b>Total Fund Requirements</b>	(14,545)	(23,603)	-	-	-	-
<b>PARALEGAL ONLINE FEES</b>						
Personnel Services	-	-	7,769	10,758	10,758	10,758
Materials and Services	189	155	4,896	1,742	1,742	1,742
Ending Fund Balance	11,335	12,620	-	-	-	-
<b>Total Fund Requirements</b>	11,524	12,775	12,665	12,500	12,500	12,500

## Administratively Restricted: Requirements

	Fiscal Year 2017 - 2018 ACTUAL Amounts	Fiscal Year 2018 - 2019 ACTUAL Amounts	Fiscal Year 2019 - 2020 ADJUSTED Budget	Fiscal Year 2020 - 2021 PROPOSED Budget	Fiscal Year 2020 - 2021 APPROVED Budget	Fiscal Year 2020 - 2021 ADOPTED Budget
<b>PARKING FEES</b>						
Materials and Services	-	-	14,196	15,000	15,000	15,000
Ending Fund Balance	13,621	14,646	-	-	-	-
<b>Total Fund Requirements</b>	13,621	14,646	14,196	15,000	15,000	15,000
<b>PHYSICAL SCIENCE FEES</b>						
Personnel Services	352	-	-	-	-	-
Materials and Services	42,720	18,555	29,500	32,500	32,500	32,500
Capital Outlay	-	-	5,000	-	-	-
Ending Fund Balance	40,515	45,791	-	-	-	-
<b>Total Fund Requirements</b>	83,587	64,346	34,500	32,500	32,500	32,500
<b>POOL OPERATIONS</b>						
Personnel Services	48,837	52,471	54,510	58,814	58,814	58,814
Materials and Services	1,975	11,453	11,490	1,186	1,186	1,186
Ending Fund Balance	47,594	45,850	-	-	-	-
<b>Total Fund Requirements</b>	98,406	109,774	66,000	60,000	60,000	60,000
<b>PRACTICAL NURSING</b>						
Materials and Services	-	121	-	-	-	-
Intrafund Transfer Out	-	-	26,334	-	-	-
Ending Fund Balance	26,334	26,213	-	-	-	-
<b>Total Fund Requirements</b>	26,334	26,334	26,334	-	-	-
<b>RECRUITMENT &amp; RETENTION</b>						
Personnel Services	-	6,805	-	-	-	-
Materials and Services	-	3,909	9,300	8,928	8,928	8,928
Ending Fund Balance	-	9,286	-	-	-	-
<b>Total Fund Requirements</b>	-	20,000	9,300	8,928	8,928	8,928

## Administratively Restricted: Requirements

	Fiscal Year 2017 - 2018 ACTUAL Amounts	Fiscal Year 2018 - 2019 ACTUAL Amounts	Fiscal Year 2019 - 2020 ADJUSTED Budget	Fiscal Year 2020 - 2021 PROPOSED Budget	Fiscal Year 2020 - 2021 APPROVED Budget	Fiscal Year 2020 - 2021 ADOPTED Budget
<b>RETAIL MANAGEMENT</b>						
Personnel Services	-	15,473	111,753	148,352	148,352	148,352
Materials and Services	-	344	9,247	13,700	13,700	13,700
Ending Fund Balance	46,101	83,230	-	-	-	-
<b>Total Fund Requirements</b>	46,101	99,048	121,000	162,052	162,052	162,052
<b>SAIF</b>						
Materials and Services	-	250	29,501	26,384	26,384	26,384
Ending Fund Balance	10,798	29,251	-	-	-	-
<b>Total Fund Requirements</b>	10,798	29,501	29,501	26,384	26,384	26,384
<b>SBDC PROGRAM</b>						
Personnel Services	17,092	13,396	49,039	50,279	50,279	50,279
Materials and Services	27,169	29,838	8,961	29,721	29,721	29,721
Ending Fund Balance	40,043	40,954	-	-	-	-
<b>Total Fund Requirements</b>	84,303	84,187	58,000	80,000	80,000	80,000
<b>SBDC-UBC</b>						
Personnel Services	50,794	50,165	26,611	-	-	-
Ending Fund Balance	13,328	21,699	-	-	-	-
<b>Total Fund Requirements</b>	64,122	71,864	26,611	-	-	-
<b>SPECIAL EVENTS</b>						
Transfers Out	55,715	-	-	-	-	-
<b>Total Fund Requirements</b>	55,715	-	-	-	-	-
<b>STAFF DEVELOPMENT</b>						
Materials and Services	17,839	28,108	47,077	81,784	81,784	81,784
Ending Fund Balance	32,336	47,025	-	-	-	-
<b>Total Fund Requirements</b>	50,175	75,133	47,077	81,784	81,784	81,784



Administratively Restricted: Requirements

	Fiscal Year 2017 - 2018 ACTUAL Amounts	Fiscal Year 2018 - 2019 ACTUAL Amounts	Fiscal Year 2019 - 2020 ADJUSTED Budget	Fiscal Year 2020 - 2021 PROPOSED Budget	Fiscal Year 2020 - 2021 APPROVED Budget	Fiscal Year 2020 - 2021 ADOPTED Budget
<b>STRATEGIC FUND</b>						
Materials and Services	-	-	30,000	45,000	45,000	45,000
Ending Fund Balance	14,563	29,563	-	-	-	-
<b>Total Fund Requirements</b>	14,563	29,563	30,000	45,000	45,000	45,000
<b>STUDENT ACTIVITY FEE</b>						
Personnel Services	130	-	-	-	-	-
Materials and Services	49,635	74,503	110,000	119,000	119,000	119,000
Transfers Out	4,570	5,205	15,000	16,000	16,000	16,000
Ending Fund Balance	95,880	95,229	-	-	-	-
<b>Total Fund Requirements</b>	150,215	174,937	125,000	135,000	135,000	135,000
<b>STUDENT ACTIVITY FEE MAINSTREAM</b>						
Materials and Services	-	1,893	9,155	11,000	11,000	11,000
Ending Fund Balance	2,755	5,472	-	-	-	-
<b>Total Fund Requirements</b>	2,755	7,364	9,155	11,000	11,000	11,000
<b>STUDENT LIFE</b>						
Personnel Services	95,048	96,359	102,744	104,292	104,292	104,292
Materials and Services	-	-	17,256	13,708	13,708	13,708
Ending Fund Balance	17,220	19,821	-	-	-	-
<b>Total Fund Requirements</b>	112,268	116,181	120,000	118,000	118,000	118,000
<b>STUDENT NEWSPAPER</b>						
Materials and Services	2,163	856	3,800	6,800	6,800	6,800
Ending Fund Balance	10,095	9,755	-	-	-	-
<b>Total Fund Requirements</b>	12,258	10,611	3,800	6,800	6,800	6,800

Administratively Restricted: Requirements

	Fiscal Year 2017 - 2018 ACTUAL Amounts	Fiscal Year 2018 - 2019 ACTUAL Amounts	Fiscal Year 2019 - 2020 ADJUSTED Budget	Fiscal Year 2020 - 2021 PROPOSED Budget	Fiscal Year 2020 - 2021 APPROVED Budget	Fiscal Year 2020 - 2021 ADOPTED Budget
<b>STUDENT SUCCESS INITIATIVES</b>						
Materials and Services	-	19,913	50,000	80,000	80,000	80,000
Capital Outlay	-	29,728	-	-	-	-
Ending Fund Balance	122,814	92,252	-	-	-	-
<b>Total Fund Requirements</b>	<b>122,814</b>	<b>141,892</b>	<b>50,000</b>	<b>80,000</b>	<b>80,000</b>	<b>80,000</b>
<b>STUDENT SUCCESS FEE (SD)</b>						
Personnel Services	35,542	41,359	52,644	45,314	45,314	45,314
Materials and Services	32,652	31,647	48,356	50,686	50,686	50,686
Ending Fund Balance	35,551	28,504	-	-	-	-
<b>Total Fund Requirements</b>	<b>103,745</b>	<b>101,511</b>	<b>101,000</b>	<b>96,000</b>	<b>96,000</b>	<b>96,000</b>
<b>STUDENT SUCCESS FEE (Tutoring)</b>						
Personnel Services	36,353	71,126	90,707	105,175	105,175	105,175
Materials and Services	5,169	5,270	4,800	12,768	12,768	12,768
Ending Fund Balance	28,727	18,683	-	-	-	-
<b>Total Fund Requirements</b>	<b>70,249</b>	<b>95,078</b>	<b>95,507</b>	<b>117,943</b>	<b>117,943</b>	<b>117,943</b>
<b>STUDENT TECHNOLOGY FEES</b>						
Materials and Services	182,039	236,048	350,000	330,000	330,000	330,000
Ending Fund Balance	168,564	163,432	-	-	-	-
<b>Total Fund Requirements</b>	<b>350,603</b>	<b>399,480</b>	<b>350,000</b>	<b>330,000</b>	<b>330,000</b>	<b>330,000</b>
<b>T-TEN HOUSING</b>						
Materials and Services	33,480	18,940	51,011	68,500	68,500	68,500
Ending Fund Balance	(13,779)	(17,619)	-	-	-	-
<b>Total Fund Requirements</b>	<b>19,701</b>	<b>1,321</b>	<b>51,011</b>	<b>68,500</b>	<b>68,500</b>	<b>68,500</b>

## Administratively Restricted: Requirements

	Fiscal Year 2017 - 2018 ACTUAL Amounts	Fiscal Year 2018 - 2019 ACTUAL Amounts	Fiscal Year 2019 - 2020 ADJUSTED Budget	Fiscal Year 2020 - 2021 PROPOSED Budget	Fiscal Year 2020 - 2021 APPROVED Budget	Fiscal Year 2020 - 2021 ADOPTED Budget
<b>T-TEN FEES</b>						
Materials and Services	-	-	13,500	20,710	20,710	20,710
Ending Fund Balance	-	924	-	-	-	-
<b>Total Fund Requirements</b>	-	924	13,500	20,710	20,710	20,710
<b>TECH FEE TITLE II</b>						
Materials and Services	209	690	1,350	3,050	3,050	3,050
Contingency	-	-	-	2,150	2,150	2,150
Ending Fund Balance	2,905	3,179	-	-	-	-
<b>Total Fund Requirements</b>	3,114	3,869	1,350	5,200	5,200	5,200
<b>THEATER ARTS</b>						
Personnel Services	2,343	-	-	-	-	-
Materials and Services	14,472	2,758	25,000	9,000	9,000	9,000
Ending Fund Balance	9,624	7,419	-	-	-	-
<b>Total Fund Requirements</b>	26,439	10,177	25,000	9,000	9,000	9,000
<b>TRACK &amp; FIELD FEES</b>						
Materials and Services	-	298	2,450	3,000	3,000	3,000
Ending Fund Balance	-	1,027	-	-	-	-
<b>Total Fund Requirements</b>	-	1,325	2,450	3,000	3,000	3,000
<b>TRUCK DRIVING</b>						
Personnel Services	135,040	173,812	169,985	259,054	259,054	259,054
Materials and Services	52,080	91,597	132,515	101,720	101,720	101,720
Capital Outlay	16,543	49,200	-	-	-	-
Ending Fund Balance	44,371	52,138	-	-	-	-
<b>Total Fund Requirements</b>	248,034	366,747	302,500	360,774	360,774	360,774

## Administratively Restricted: Requirements

	Fiscal Year 2017 - 2018 ACTUAL Amounts	Fiscal Year 2018 - 2019 ACTUAL Amounts	Fiscal Year 2019 - 2020 ADJUSTED Budget	Fiscal Year 2020 - 2021 PROPOSED Budget	Fiscal Year 2020 - 2021 APPROVED Budget	Fiscal Year 2020 - 2021 ADOPTED Budget
<b>UMPQUA TRANSIT BUS PASSES</b>						
Materials and Services	12,100	11,200	25,000	25,000	25,000	25,000
<b>Total Fund Requirements</b>	12,100	11,200	25,000	25,000	25,000	25,000
<b>VETERAN'S PROGRAM</b>						
Materials and Services	1,016	1,602	1,800	1,800	1,800	1,800
Ending Fund Balance	2,119	3,100	-	-	-	-
<b>Total Fund Requirements</b>	3,135	4,702	1,800	1,800	1,800	1,800
<b>VITICULTURE &amp; ENOLOGY</b>						
Materials and Services	4,430	2,656	9,000	11,500	11,500	11,500
Ending Fund Balance	3,364	6,037	-	-	-	-
<b>Total Fund Requirements</b>	7,793	8,693	9,000	11,500	11,500	11,500
<b>VOLLEYBALL CAMP</b>						
Personnel Services	-	1,755	1,793	3,825	3,825	3,825
Materials and Services	9,558	2,497	12,707	10,175	10,175	10,175
Ending Fund Balance	5,564	12,327	-	-	-	-
<b>Total Fund Requirements</b>	15,122	16,578	14,500	14,000	14,000	14,000
<b>VOLLEYBALL FEES</b>						
Personnel Services	-	151	-	-	-	-
Materials and Services	7,779	15,478	17,000	17,000	17,000	17,000
Ending Fund Balance	(954)	(751)	-	-	-	-
<b>Total Fund Requirements</b>	6,825	14,877	17,000	17,000	17,000	17,000

## Administratively Restricted: Requirements

	Fiscal Year 2017 - 2018 ACTUAL Amounts	Fiscal Year 2018 - 2019 ACTUAL Amounts	Fiscal Year 2019 - 2020 ADJUSTED Budget	Fiscal Year 2020 - 2021 PROPOSED Budget	Fiscal Year 2020 - 2021 APPROVED Budget	Fiscal Year 2020 - 2021 ADOPTED Budget
<b>WELDING</b>						
Materials and Services	23,367	36,612	64,150	40,145	40,145	40,145
Contingency	-	-	-	15,855	15,855	15,855
Ending Fund Balance	7,767	13,083	-	-	-	-
<b>Total Fund Requirements</b>	<b>31,134</b>	<b>49,694</b>	<b>64,150</b>	<b>56,000</b>	<b>56,000</b>	<b>56,000</b>
<b>WILDLAND FIREFIGHTING</b>						
Personnel Services	1,440	378	11,124	8,967	8,967	8,967
Materials and Services	4,290	12,861	10,876	18,033	18,033	18,033
Ending Fund Balance	18,398	18,130	-	-	-	-
<b>Total Fund Requirements</b>	<b>24,128</b>	<b>31,370</b>	<b>22,000</b>	<b>27,000</b>	<b>27,000</b>	<b>27,000</b>
<b>WINE REVENUE</b>						
Personnel Services	350	506	-	-	-	-
Materials and Services	16,978	14,800	-	-	-	-
Transfers Out	-	5,000	3,000	-	-	-
Ending Fund Balance	20,307	-	-	-	-	-
<b>Total Fund Requirements</b>	<b>37,635</b>	<b>20,307</b>	<b>3,000</b>	<b>-</b>	<b>-</b>	<b>-</b>
<b>WINE SEMINARS</b>						
Transfers Out	-	16	-	-	-	-
Ending Fund Balance	16	-	-	-	-	-
<b>Total Fund Requirements</b>	<b>16</b>	<b>16</b>	<b>-</b>	<b>-</b>	<b>-</b>	<b>-</b>
<b>WOMEN'S BASKETBALL CAMP</b>						
Materials and Services	11,760	19,390	25,000	24,000	24,000	24,000
Capital Outlay	-	-	7,000	-	-	-
Ending Fund Balance	17,982	12,563	-	-	-	-
<b>Total Fund Requirements</b>	<b>29,742</b>	<b>31,953</b>	<b>32,000</b>	<b>24,000</b>	<b>24,000</b>	<b>24,000</b>

Administratively Restricted: Requirements

	Fiscal Year 2017 - 2018 ACTUAL Amounts	Fiscal Year 2018 - 2019 ACTUAL Amounts	Fiscal Year 2019 - 2020 ADJUSTED Budget	Fiscal Year 2020 - 2021 PROPOSED Budget	Fiscal Year 2020 - 2021 APPROVED Budget	Fiscal Year 2020 - 2021 ADOPTED Budget
<b>WOMEN'S SOCCER</b>						
Materials and Services	-	-	-	3,000	3,000	3,000
<b>Total Fund Requirements</b>	-	-	-	3,000	3,000	3,000
<b>WOMEN'S WRESTLING</b>						
Materials and Services	175	3,721	1,200	2,000	2,000	2,000
Ending Fund Balance	805	-	-	-	-	-
<b>Total Fund Requirements</b>	980	3,721	1,200	2,000	2,000	2,000
<b>AUXILLIARY REVENUE PROGRAM</b>						
Materials and Services	-	-	550,000	550,000	550,000	550,000
<b>Total Fund Requirements</b>	-	-	550,000	550,000	550,000	550,000
<b>TOTAL REQUIREMENTS</b>	4,188,792	4,862,518	5,756,741	6,080,629	6,080,629	6,080,629

Page intentionally left blank

Financial Aid Fund  
Summary of Resources and Requirements

RESOURCES	Fiscal Year	Fiscal Year	Fiscal Year	Fiscal Year	Fiscal Year	Fiscal Year
	2017 - 2018	2018 - 2019	2019 - 2020	2020 - 2021	2020 - 2021	2020 - 2021
	ACTUAL	ACTUAL	ADJUSTED	PROPOSED	APPROVED	ADOPTED
	Amounts	Amounts	Budget	Budget	Budget	Budget
Federal Revenue	6,530,677	6,744,217	8,388,118	6,945,399	6,945,399	6,945,399
State Revenue	1,621,731	1,563,980	2,171,500	1,566,500	1,566,500	1,566,500
Local Revenue	812,304	808,602	2,000,000	2,000,000	2,000,000	2,000,000
<b>TOTAL RESOURCES</b>	<b>8,964,712</b>	<b>9,116,799</b>	<b>12,559,618</b>	<b>10,511,899</b>	<b>10,511,899</b>	<b>10,511,899</b>
<b>REQUIREMENTS</b>						
Personnel Services	94,545	88,194	107,047	107,047	107,047	107,047
Materials & Services	5,325	6,480	-	-	-	-
Financial Aid	8,864,842	9,022,125	12,452,571	10,404,852	10,404,852	10,404,852
<b>TOTAL REQUIREMENTS</b>	<b>8,964,712</b>	<b>9,116,799</b>	<b>12,559,618</b>	<b>10,511,899</b>	<b>10,511,899</b>	<b>10,511,899</b>



Financial Aid Fund  
Summary by Use

<i>Account</i>	<b>Financial Aid</b>	<b>Total</b>
PERSONNEL SERVICES	107,047	107,047
FINANCIAL AID	10,404,852	10,404,852
<b>TOTAL</b>	10,511,899	10,511,899
FTE	4.90	4.90

## Financial Aid Fund Resources

<b>RESOURCES</b>	Fiscal Year 2017 - 2018 ACTUAL Amounts	Fiscal Year 2018 - 2019 ACTUAL Amounts	Fiscal Year 2019 - 2020 ADJUSTED Budget	Fiscal Year 2020 - 2021 PROPOSED Budget	Fiscal Year 2020 - 2021 APPROVED Budget	Fiscal Year 2020 - 2021 ADOPTED Budget
<b>CHAFFEE GRANT</b>						
State Revenue	21,669	15,002	20,000	15,000	15,000	15,000
<b>Total Fund Resources</b>	<b>21,669</b>	<b>15,002</b>	<b>20,000</b>	<b>15,000</b>	<b>15,000</b>	<b>15,000</b>
<b>DIRECT LOAN</b>						
Federal Revenue	2,218,804	2,294,372	2,700,000	2,500,000	2,500,000	2,500,000
<b>Total Fund Resources</b>	<b>2,218,804</b>	<b>2,294,372</b>	<b>2,700,000</b>	<b>2,500,000</b>	<b>2,500,000</b>	<b>2,500,000</b>
<b>FEDERAL WORK STUDY</b>						
Federal Revenue	105,992	107,047	107,047	107,047	107,047	107,047
Local Revenue	880	887	-	-	-	-
<b>Total Fund Resources</b>	<b>106,872</b>	<b>107,934</b>	<b>107,047</b>	<b>107,047</b>	<b>107,047</b>	<b>107,047</b>
<b>FSEOG</b>						
Federal Revenue	77,276	77,276	77,276	77,276	77,276	77,276
Transfers	12,327	19,740	-	-	-	-
<b>Total Fund Resources</b>	<b>89,603</b>	<b>97,016</b>	<b>77,276</b>	<b>77,276</b>	<b>77,276</b>	<b>77,276</b>
<b>IRAQ &amp; AFGHANISTAN SERVICE GRANT</b>						
Federal Revenue	-	3,795	3,795	5,829	5,829	5,829
<b>Total Fund Resources</b>	<b>-</b>	<b>3,795</b>	<b>3,795</b>	<b>5,829</b>	<b>5,829</b>	<b>5,829</b>
<b>OREGON OPPORTUNITY GRANT</b>						
State Revenue	1,118,625	973,920	1,400,000	975,000	975,000	975,000
<b>Total Fund Resources</b>	<b>1,118,625</b>	<b>973,920</b>	<b>1,400,000</b>	<b>975,000</b>	<b>975,000</b>	<b>975,000</b>

Financial Aid Fund Resources

<b>RESOURCES</b>	Fiscal Year 2017 - 2018 ACTUAL Amounts	Fiscal Year 2018 - 2019 ACTUAL Amounts	Fiscal Year 2019 - 2020 ADJUSTED Budget	Fiscal Year 2020 - 2021 PROPOSED Budget	Fiscal Year 2020 - 2021 APPROVED Budget	Fiscal Year 2020 - 2021 ADOPTED Budget
<b>OREGON PROMISE</b>						
State Revenue	481,437	575,058	750,000	575,000	575,000	575,000
<b>Total Fund Resources</b>	481,437	575,058	750,000	575,000	575,000	575,000
<b>PELL GRANT</b>						
Federal Revenue	4,128,605	4,261,727	5,500,000	4,255,247	4,255,247	4,255,247
<b>Total Fund Resources</b>	4,128,605	4,261,727	5,500,000	4,255,247	4,255,247	4,255,247
<b>SCHOLARSHIPS</b>						
Local Revenue	811,424	807,715	2,000,000	2,000,000	2,000,000	2,000,000
<b>Total Fund Resources</b>	811,424	807,715	2,000,000	2,000,000	2,000,000	2,000,000
<b>STATE TUITION ASSISTANCE</b>						
State Revenue	-	-	1,500	1,500	1,500	1,500
<b>Total Fund Resources</b>	-	-	1,500	1,500	1,500	1,500
<b>TOTAL RESOURCES</b>	8,977,039	9,136,539	12,559,618	10,511,899	10,511,899	10,511,899

## Financial Aid Fund Requirements

<b>REQUIREMENTS</b>	Fiscal Year 2017 - 2018 ACTUAL Amounts	Fiscal Year 2018 - 2019 ACTUAL Amounts	Fiscal Year 2019 - 2020 ADJUSTED Budget	Fiscal Year 2020 - 2021 PROPOSED Budget	Fiscal Year 2020 - 2021 APPROVED Budget	Fiscal Year 2020 - 2021 ADOPTED Budget
<b>CHAFFEE GRANT</b>						
Financial Aid	21,669	15,002	20,000	15,000	15,000	15,000
<b>Total Fund Requirements</b>	21,669	15,002	20,000	15,000	15,000	15,000
<b>DIRECT LOAN</b>						
Financial Aid	2,218,804	2,294,372	2,700,000	2,500,000	2,500,000	2,500,000
<b>Total Fund Requirements</b>	2,218,804	2,294,372	2,700,000	2,500,000	2,500,000	2,500,000
<b>FEDERAL WORK STUDY</b>						
Personnel Services	94,545	88,194	107,047	107,047	107,047	107,047
Transfers	12,327	19,740	-	-	-	-
<b>Total Fund Requirements</b>	106,872	107,934	107,047	107,047	107,047	107,047
<b>FSEOG</b>						
Financial Aid	89,603	97,016	77,276	77,276	77,276	77,276
<b>Total Fund Requirements</b>	89,603	97,016	77,276	77,276	77,276	77,276
<b>IRAQ &amp; AFGHANISTAN SERVICE GRANT</b>						
Financial Aid	-	3,795	3,795	5,829	5,829	5,829
<b>Total Fund Requirements</b>	-	3,795	3,795	5,829	5,829	5,829
<b>OREGON OPPORTUNITY GRANT</b>						
Financial Aid	1,118,625	973,920	1,400,000	975,000	975,000	975,000
<b>Total Fund Requirements</b>	1,118,625	973,920	1,400,000	975,000	975,000	975,000

Financial Aid Fund Requirements

<b>REQUIREMENTS</b>	Fiscal Year 2017 - 2018 ACTUAL Amounts	Fiscal Year 2018 - 2019 ACTUAL Amounts	Fiscal Year 2019 - 2020 ADJUSTED Budget	Fiscal Year 2020 - 2021 PROPOSED Budget	Fiscal Year 2020 - 2021 APPROVED Budget	Fiscal Year 2020 - 2021 ADOPTED Budget
<b>OREGON PROMISE</b>						
Financial Aid	481,437	575,058	750,000	575,000	575,000	575,000
<b>Total Fund Requirements</b>	<b>481,437</b>	<b>575,058</b>	<b>750,000</b>	<b>575,000</b>	<b>575,000</b>	<b>575,000</b>
<b>PELL GRANT</b>						
Materials & Services	5,325	6,480	-	-	-	-
Financial Aid	4,123,280	4,255,247	5,500,000	4,255,247	4,255,247	4,255,247
<b>Total Fund Requirements</b>	<b>4,128,605</b>	<b>4,261,727</b>	<b>5,500,000</b>	<b>4,255,247</b>	<b>4,255,247</b>	<b>4,255,247</b>
<b>SCHOLARSHIPS</b>						
Financial Aid	811,424	807,715	2,000,000	2,000,000	2,000,000	2,000,000
<b>Total Fund Requirements</b>	<b>811,424</b>	<b>807,715</b>	<b>2,000,000</b>	<b>2,000,000</b>	<b>2,000,000</b>	<b>2,000,000</b>
<b>STATE TUITION ASSISTANCE</b>						
Financial Aid	-	-	1,500	1,500	1,500	1,500
<b>Total Fund Requirements</b>	<b>-</b>	<b>-</b>	<b>1,500</b>	<b>1,500</b>	<b>1,500</b>	<b>1,500</b>
<b>TOTAL REQUIREMENTS</b>	<b>8,977,039</b>	<b>9,136,539</b>	<b>12,559,618</b>	<b>10,511,899</b>	<b>10,511,899</b>	<b>10,511,899</b>

Capital Projects Fund  
Summary of Resources and Requirements

<b>RESOURCES</b>	Fiscal Year	Fiscal Year	Fiscal Year	Fiscal Year	Fiscal Year	Fiscal Year
	2017 - 2018	2018 - 2019	2019 - 2020	2020 - 2021	2020 - 2021	2020 - 2021
	ACTUAL	ACTUAL	ADJUSTED	PROPOSED	APPROVED	ADOPTED
	Amounts	Amounts	Budget	Budget	Budget	Budget
Beginning Fund Balance	235,529	344,056	280,133	287,223	287,223	287,223
Interest	33,779	-	-	-	-	-
State Grant	3,765,164	-	-	-	-	-
Local Revenue	12,267	12,415	-	17,000	17,000	17,000
Transfers In	318,542	390,813	371,270	563,194	563,194	563,194
<b>TOTAL RESOURCES</b>	<b>4,365,280</b>	<b>747,284</b>	<b>651,403</b>	<b>867,417</b>	<b>867,417</b>	<b>867,417</b>
<b>REQUIREMENTS</b>						
Personnel Services	6,690	-	-	-	-	-
Materials and Services	535,480	288,469	455,403	767,417	767,417	767,417
Capital Outlay	3,479,054	168,855	126,000	100,000	100,000	100,000
Transfers	-	30,813	-	-	-	-
Contingency	-	-	70,000	-	-	-
Sub-Total	4,021,224	488,136	651,403	867,417	867,417	867,417
Ending Fund Balance	344,056	259,148	-	-	-	-
<b>TOTAL REQUIREMENTS</b>	<b>4,365,280</b>	<b>747,284</b>	<b>651,403</b>	<b>867,417</b>	<b>867,417</b>	<b>867,417</b>

Capital Projects Fund  
Summary by Use

Account	Facilities Acquisition/ Construction	TOTAL
MATERIALS & SERVICES	767,417	767,417
CAPITAL OUTLAY	100,000	100,000
<b>TOTAL</b>	<b>867,417</b>	<b>867,417</b>
FTE	-	-

Capital Projects Fund  
Resources and Requirements by Fund

	Fiscal Year 2017 - 2018 ACTUAL Amounts	Fiscal Year 2018 - 2019 ACTUAL Amounts	Fiscal Year 2019 - 2020 ADJUSTED Budget	Fiscal Year 2020 - 2021 PROPOSED Budget	Fiscal Year 2020 - 2021 APPROVED Budget	Fiscal Year 2020 - 2021 ADOPTED Budget
<b>RESOURCES</b>						
<b>CAPITAL PROJECTS</b>						
Beginning Fund Balance	(34,703)	(688)	6,265	70,000	70,000	70,000
Local Revenue	-	6,519	-	-	-	-
Transfers In	170,000	160,000	321,270	343,194	343,194	343,194
<b>Total Fund Resources</b>	<b>135,297</b>	<b>165,831</b>	<b>327,535</b>	<b>413,194</b>	<b>413,194</b>	<b>413,194</b>
<b>REQUIREMENTS</b>						
<b>CAPITAL PROJECTS</b>						
Materials and Services	120,708	70,012	241,535	313,194	313,194	313,194
Capital Outlay	15,277	94,540	16,000	100,000	100,000	100,000
Contingency	-	-	70,000	-	-	-
Ending Fund Balance	(688)	1,280	-	-	-	-
<b>Total Fund Requirements</b>	<b>135,297</b>	<b>165,831</b>	<b>327,535</b>	<b>413,194</b>	<b>413,194</b>	<b>413,194</b>



Capital Projects Fund  
Resources and Requirements by Fund

	Fiscal Year 2017 - 2018 ACTUAL Amounts	Fiscal Year 2018 - 2019 ACTUAL Amounts	Fiscal Year 2019 - 2020 ADJUSTED Budget	Fiscal Year 2020 - 2021 PROPOSED Budget	Fiscal Year 2020 - 2021 APPROVED Budget	Fiscal Year 2020 - 2021 ADOPTED Budget
<b>RESOURCES</b>						
<b>DEFERRED MAINT</b>						
Beginning Fund Balance	140,793	119,101	160,000	164,000	164,000	164,000
Local Revenue	9,320	5,092	-	17,000	17,000	17,000
Transfers In	48,542	230,813	50,000	50,000	50,000	50,000
<b>Total Fund Resources</b>	<b>198,655</b>	<b>355,006</b>	<b>210,000</b>	<b>231,000</b>	<b>231,000</b>	<b>231,000</b>
<b>REQUIREMENTS</b>						
<b>DEFERRED MAINT</b>						
Materials and Services	78,920	197,377	100,000	231,000	231,000	231,000
Capital Outlay	634	3,688	110,000	-	-	-
Ending Fund Balance	119,101	153,941	-	-	-	-
<b>Total Fund Requirements</b>	<b>198,655</b>	<b>355,006</b>	<b>210,000</b>	<b>231,000</b>	<b>231,000</b>	<b>231,000</b>

Capital Projects Fund  
Resources and Requirements by Fund

<b>RESOURCES</b>	Fiscal Year 2017 - 2018 ACTUAL Amounts	Fiscal Year 2018 - 2019 ACTUAL Amounts	Fiscal Year 2019 - 2020 ADJUSTED Budget	Fiscal Year 2020 - 2021 PROPOSED Budget	Fiscal Year 2020 - 2021 APPROVED Budget	Fiscal Year 2020 - 2021 ADOPTED Budget
<b>FURNISHINGS &amp; EQUIPMENT</b>						
Beginning Fund Balance	80,558	80,558	10,735	5,000	5,000	5,000
Local Revenue	-	804	-	-	-	-
Transfers	-	-	-	20,000	20,000	20,000
<b>Total Fund Resources</b>	<b>80,558</b>	<b>81,362</b>	<b>10,735</b>	<b>25,000</b>	<b>25,000</b>	<b>25,000</b>
 <b>REQUIREMENTS</b>						
<b>FURNISHINGS &amp; EQUIPMENT</b>						
Materials and Services	-	-	10,735	25,000	25,000	25,000
Capital Outlay	-	70,627	-	-	-	-
Ending Fund Balance	80,558	10,735	-	-	-	-
<b>Total Fund Requirements</b>	<b>80,558</b>	<b>81,362</b>	<b>10,735</b>	<b>25,000</b>	<b>25,000</b>	<b>25,000</b>

Capital Projects Fund  
Resources and Requirements by Fund

RESOURCES	Fiscal Year	Fiscal Year	Fiscal Year	Fiscal Year	Fiscal Year	Fiscal Year
	2017 - 2018	2018 - 2019	2019 - 2020	2020 - 2021	2020 - 2021	2020 - 2021
	ACTUAL	ACTUAL	ADJUSTED	PROPOSED	APPROVED	ADOPTED
	Amounts	Amounts	Budget	Budget	Budget	Budget
<b>HEALTH, NURSING &amp; SCIENCE BLDG</b>						
Beginning Fund Balance	25,747	5,487	-	-	-	-
Local Revenue	2,947	-	-	-	-	-
<b>Total Fund Resources</b>	<b>28,694</b>	<b>5,487</b>	<b>-</b>	<b>-</b>	<b>-</b>	<b>-</b>
<b>REQUIREMENTS</b>						
<b>HEALTH, NURSING &amp; SCIENCE BLDG</b>						
Materials and Services	18,207	246	-	-	-	-
Capital Outlay	5,000	-	-	-	-	-
Transfers Out	-	5,241	-	-	-	-
Ending Fund Balance	5,487	-	-	-	-	-
<b>Total Fund Requirements</b>	<b>28,694</b>	<b>5,487</b>	<b>-</b>	<b>-</b>	<b>-</b>	<b>-</b>

Capital Projects Fund  
Resources and Requirements by Fund

<b>RESOURCES</b>	Fiscal Year 2017 - 2018 ACTUAL Amounts	Fiscal Year 2018 - 2019 ACTUAL Amounts	Fiscal Year 2019 - 2020 ADJUSTED Budget	Fiscal Year 2020 - 2021 PROPOSED Budget	Fiscal Year 2020 - 2021 APPROVED Budget	Fiscal Year 2020 - 2021 ADOPTED Budget
<b>INDUSTRIAL TECHNOLOGY</b>						
Beginning Fund Balance	-	100,000	90,000	35,090	35,090	35,090
Transfers In	100,000	-	-	150,000	150,000	150,000
<b>Total Fund Resources</b>	<b>100,000</b>	<b>100,000</b>	<b>90,000</b>	<b>185,090</b>	<b>185,090</b>	<b>185,090</b>
<b>REQUIREMENTS</b>						
<b>INDUSTRIAL TECHNOLOGY</b>						
Materials and Services	-	19,941	90,000	185,090	185,090	185,090
Ending Fund Balance	100,000	80,059	-	-	-	-
<b>Total Fund Requirements</b>	<b>100,000</b>	<b>100,000</b>	<b>90,000</b>	<b>185,090</b>	<b>185,090</b>	<b>185,090</b>

Capital Projects Fund  
Resources and Requirements by Fund

<b>RESOURCES</b>	Fiscal Year 2017 - 2018 ACTUAL Amounts	Fiscal Year 2018 - 2019 ACTUAL Amounts	Fiscal Year 2019 - 2020 ADJUSTED Budget	Fiscal Year 2020 - 2021 PROPOSED Budget	Fiscal Year 2020 - 2021 APPROVED Budget	Fiscal Year 2020 - 2021 ADOPTED Budget
<b>POOL REPAIR</b>						
Beginning Fund Balance	23,133	13,133	13,133	13,133	13,133	13,133
<b>Total Fund Resources</b>	<b>23,133</b>	<b>13,133</b>	<b>13,133</b>	<b>13,133</b>	<b>13,133</b>	<b>13,133</b>
 <b>REQUIREMENTS</b>						
<b>POOL REPAIR</b>						
Materials and Services	10,000	-	13,133	13,133	13,133	13,133
Ending Fund Balance	13,133	13,133	-	-	-	-
<b>Total Fund Requirements</b>	<b>23,133</b>	<b>13,133</b>	<b>13,133</b>	<b>13,133</b>	<b>13,133</b>	<b>13,133</b>

Capital Projects Fund  
Resources and Requirements by Fund

RESOURCES	Fiscal Year	Fiscal Year	Fiscal Year	Fiscal Year	Fiscal Year	Fiscal Year
	2017 - 2018	2018 - 2019	2019 - 2020	2020 - 2021	2020 - 2021	2020 - 2021
	ACTUAL	ACTUAL	ADJUSTED	PROPOSED	APPROVED	ADOPTED
	Amounts	Amounts	Budget	Budget	Budget	Budget
<b>TAP<sup>H</sup>OYT<sup>H</sup>A HALL</b>						
Beginning Fund Balance	-	26,465	-	-	-	-
State Grant	3,765,164	-	-	-	-	-
Interest	33,779	-	-	-	-	-
<b>Total Fund Resources</b>	<b>3,798,943</b>	<b>26,465</b>	<b>-</b>	<b>-</b>	<b>-</b>	<b>-</b>
<b>REQUIREMENTS</b>						
<b>TAP<sup>H</sup>OYT<sup>H</sup>A HALL</b>						
Personnel Services	6,690	-	-	-	-	-
Materials and Services	307,645	893	-	-	-	-
Capital Outlay	3,458,143	-	-	-	-	-
Transfers	-	25,572	-	-	-	-
Ending Fund Balance	26,465	-	-	-	-	-
<b>Total Fund Requirements</b>	<b>3,798,943</b>	<b>26,465</b>	<b>-</b>	<b>-</b>	<b>-</b>	<b>-</b>

Page Intentionally Left Blank

## Debt Service Fund Summary of Resources and Requirements

RESOURCES	Fiscal Year	Fiscal Year	Fiscal Year	Fiscal Year	Fiscal Year	Fiscal Year
	2017 -2018	2018 -2019	2019 - 2020	2020 - 2021	2020 - 2021	2020 - 2021
	ACTUAL	ACTUAL	ADJUSTED	PROPOSED	APPROVED	ADOPTED
	Amounts	Amounts	Budget	Budget	Budget	Budget
Beginning Fund Balance	7,726,781	7,773,773	7,705,986	2,499,298	2,499,298	2,499,298
Fees	563,568	557,260	564,781	533,537	533,537	533,537
Interest	14,578	26,971	9,000	-	-	-
Transfers In	1,243,196	1,243,196	1,388,465	1,243,196	1,243,196	1,243,196
<b>TOTAL RESOURCES</b>	<b>9,548,124</b>	<b>9,601,200</b>	<b>9,668,232</b>	<b>4,276,031</b>	<b>4,276,031</b>	<b>4,276,031</b>
<b>REQUIREMENTS</b>						
<b>2010 Full Faith and Credit Obligations</b>						
Materials & Services	1,100	1,100	3,000	3,000	3,000	3,000
Principle (Issued Sept 2010)	145,000	145,000	150,000	155,000	155,000	155,000
Interest (Payments 12/1, 6/1)	176,124	170,199	164,949	158,601	158,601	158,601
<b>Total Fund Requirements</b>	<b>322,224</b>	<b>316,299</b>	<b>317,949</b>	<b>316,601</b>	<b>316,601</b>	<b>316,601</b>
<b>2014 Full Faith and Credit Obligations</b>						
Materials & Services	5,066	600	14,000	3,000	3,000	3,000
Principle (Issued Dec 2014)	110,000	110,000	5,615,000	115,000	115,000	115,000
Interest (Payments 12/1, 6/1)	303,315	302,313	300,350	78,050	78,050	78,050
<b>Total Fund Requirements</b>	<b>418,381</b>	<b>412,913</b>	<b>5,929,350</b>	<b>196,050</b>	<b>196,050</b>	<b>196,050</b>
<b>Pension Bonds Payable</b>						
Materials & Services	1,611	1,620	3,000	3,000	3,000	3,000
Principle (Issued Feb 2004)	500,000	570,000	650,000	730,000	730,000	730,000
Interest (Payments 12/30, 6/30)	532,136	506,129	475,265	439,905	439,905	439,905
<b>Total Fund Requirements</b>	<b>1,033,747</b>	<b>1,077,749</b>	<b>1,128,265</b>	<b>1,172,905</b>	<b>1,172,905</b>	<b>1,172,905</b>
<b>SUB -TOTAL</b>	<b>1,774,351</b>	<b>1,806,961</b>	<b>7,375,564</b>	<b>1,685,556</b>	<b>1,685,556</b>	<b>1,685,556</b>
Unappropriated End. Fund Balance	-	-	2,292,668	2,590,475	2,590,475	2,590,475
Ending Fund Balance	7,773,773	7,794,239	-	-	-	-
<b>TOTAL REQUIREMENTS</b>	<b>9,548,124</b>	<b>9,601,200</b>	<b>9,668,232</b>	<b>4,276,031</b>	<b>4,276,031</b>	<b>4,276,031</b>



Debt Service Fund  
Summary by Use

Account	Debt Service	Unappropriated Ending Fund Balance	TOTAL
DEBT SERVICE	1,685,556	-	1,685,556
UNAPPROPRIATED ENDING FUND BALANCE	-	2,590,475	2,590,475
<b>TOTAL</b>	1,685,556	2,590,475	4,276,031
FTE	-	-	-

Insurance Fund  
Summary of Resources and Requirements

RESOURCES	Fiscal Year	Fiscal Year	Fiscal Year	Fiscal Year	Fiscal Year	Fiscal Year
	2017 - 2018	2018 - 2019	2019 - 2020	2020 - 2021	2020 - 2021	2020 - 2021
	ACTUAL	ACTUAL	ADJUSTED	PROPOSED	APPROVED	ADOPTED
	Amounts	Amounts	Budget	Budget	Budget	Budget
Beginning Fund Balance	144,177	93,938	157,633	183,500	183,500	183,500
Transfers In	387,520	370,000	295,000	313,000	313,000	313,000
<b>TOTAL RESOURCES</b>	<b>531,697</b>	<b>463,938</b>	<b>452,633</b>	<b>496,500</b>	<b>496,500</b>	<b>496,500</b>
<b>REQUIREMENTS</b>						
<b>Unemployment</b>						
Personnel Services	183,921	62,715	170,000	198,000	198,000	198,000
Materials & Services	1,535	-	-	-	-	-
Ending Fund Balance	2,656	59,941	-	-	-	-
<b>Total Fund Requirements</b>	<b>188,112</b>	<b>122,656</b>	<b>170,000</b>	<b>198,000</b>	<b>198,000</b>	<b>198,000</b>
<b>Retiree</b>						
Personnel Services	252,303	222,413	200,000	175,000	175,000	175,000
Contingency	-	-	82,633	123,500	123,500	123,500
Ending Fund Balance	91,282	118,869	-	-	-	-
<b>Total Fund Requirements</b>	<b>343,585</b>	<b>341,282</b>	<b>282,633</b>	<b>298,500</b>	<b>298,500</b>	<b>298,500</b>
<b>TOTAL REQUIREMENTS</b>	<b>531,697</b>	<b>463,938</b>	<b>452,633</b>	<b>496,500</b>	<b>496,500</b>	<b>496,500</b>

Insurance Fund  
Summary by Use

Account	College Support Services	Reserves	TOTAL
PERSONNEL			
SERVICES	373,000	-	373,000
CONTINGENCY	-	123,500	123,500
<b>TOTAL</b>	373,000	123,500	496,500
FTE	-	-	-

Enterprise Fund  
Summary of Resources and Requirements

RESOURCES	Fiscal Year	Fiscal Year	Fiscal Year	Fiscal Year	Fiscal Year	Fiscal Year
	2017 - 2018	2018 - 2019	2019 - 2020	2020 - 2021	2020 - 2021	2020 - 2021
	ACTUAL	ACTUAL	ADJUSTED	PROPOSED	APPROVED	ADOPTED
	Amounts	Amounts	Budget	Budget	Budget	Budget
Beginning Fund Balance	141,285	165,763	383,500	294,000	294,000	294,000
Sales/Service Revenue	1,481,316	1,472,646	1,762,074	1,419,336	1,419,336	1,419,336
Transfers In	55,715	40,016	63,428	75,000	75,000	75,000
<b>TOTAL RESOURCES</b>	<b>1,678,316</b>	<b>1,678,425</b>	<b>2,209,002</b>	<b>1,788,336</b>	<b>1,788,336</b>	<b>1,788,336</b>
<b>REQUIREMENTS</b>						
Personnel Services	371,454	380,637	233,400	257,003	257,003	257,003
Fringe Benefits	134,117	122,634	91,092	98,354	98,354	98,354
Materials and Services	1,001,796	993,284	1,702,137	1,339,618	1,339,618	1,339,618
Capital Outlay	5,187	-	24,606	18,000	18,000	18,000
Transfers Out	-	5,000	-	-	-	-
Contingency	-	-	157,767	75,361	75,361	75,361
Sub-Total	1,512,554	1,501,554	2,209,002	1,788,336	1,788,336	1,788,336
Ending Fund Balance	165,763	176,871	-	-	-	-
<b>TOTAL REQUIREMENTS</b>	<b>1,678,316</b>	<b>1,678,425</b>	<b>2,209,002</b>	<b>1,788,336</b>	<b>1,788,336</b>	<b>1,788,336</b>

Enterprise Fund  
Summary by Use

Account	Instructional Support	Community Services	Student Services	Reserves	TOTAL
PERSONNEL SERVICES	18,490	87,031	249,836	-	355,357
MATERIALS & SERVICES	71,510	159,608	1,108,500	-	1,339,618
CAPITAL EXPENDITURES	-	18,000	-	-	18,000
CONTINGENCY	-	-	-	75,361	75,361
<b>TOTAL</b>	90,000	264,639	1,358,336	75,361	1,788,336
FTE	0.07	1.95	4.66	-	6.68

Enterprise Fund  
Resources and Requirements by Fund

<b>RESOURCES</b>	Fiscal Year 2017 - 2018 ACTUAL Amounts	Fiscal Year 2018 - 2019 ACTUAL Amounts	Fiscal Year 2019 - 2020 ADJUSTED Budget	Fiscal Year 2020 - 2021 PROPOSED Budget	Fiscal Year 2020 - 2021 APPROVED Budget	Fiscal Year 2020 - 2021 ADOPTED Budget
<b>CAMPUS STORE</b>						
Beginning Fund Balance	345,727	334,994	340,000	306,000	306,000	306,000
Sales/Service Revenue	1,034,040	1,034,480	1,001,800	802,336	802,336	802,336
<b>Total Fund Resources</b>	<b>1,379,766</b>	<b>1,369,474</b>	<b>1,341,800</b>	<b>1,108,336</b>	<b>1,108,336</b>	<b>1,108,336</b>
<b>REQUIREMENTS</b>						
<b>CAMPUS STORE</b>						
Personnel Services	162,950	158,347	167,335	169,336	169,336	169,336
Fringe Benefits	69,639	59,664	80,102	80,500	80,500	80,500
Materials and Services	812,183	845,222	1,044,363	808,500	808,500	808,500
Contingency	-	-	50,000	50,000	50,000	50,000
Ending Fund Balance	334,994	306,241	-	-	-	-
<b>Total Fund Requirements</b>	<b>1,379,766</b>	<b>1,369,474</b>	<b>1,341,800</b>	<b>1,108,336</b>	<b>1,108,336</b>	<b>1,108,336</b>

Enterprise Fund  
Resources and Requirements by Fund

<b>RESOURCES</b>	Fiscal Year 2017 - 2018 ACTUAL Amounts	Fiscal Year 2018 - 2019 ACTUAL Amounts	Fiscal Year 2019 - 2020 ADJUSTED Budget	Fiscal Year 2020 - 2021 PROPOSED Budget	Fiscal Year 2020 - 2021 APPROVED Budget	Fiscal Year 2020 - 2021 ADOPTED Budget
<b>FOOD SERVICES</b>						
Beginning Fund Balance	74	(10,854)	-	-	-	-
Sales/Service Revenue	114,815	94,699	-	-	-	-
Transfers In	-	35,000	-	-	-	-
<b>Total Fund Resources</b>	114,890	118,844	-	-	-	-
<b>REQUIREMENTS</b>						
<b>FOOD SERVICES</b>						
Personnel Services	51,625	71,084	-	-	-	-
Fringe Benefits	16,478	24,402	-	-	-	-
Materials and Services	57,640	23,358	-	-	-	-
Ending Fund Balance	(10,854)	-	-	-	-	-
<b>Total Fund Requirements</b>	114,890	118,844	-	-	-	-

Enterprise Fund  
Resources and Requirements by Fund

<b>RESOURCES</b>	Fiscal Year 2017 - 2018 ACTUAL Amounts	Fiscal Year 2018 - 2019 ACTUAL Amounts	Fiscal Year 2019 - 2020 ADJUSTED Budget	Fiscal Year 2020 - 2021 PROPOSED Budget	Fiscal Year 2020 - 2021 APPROVED Budget	Fiscal Year 2020 - 2021 ADOPTED Budget
<b>CATERING</b>						
Beginning Fund Balance	(206,084)	(207,855)	-	(75,000)	(75,000)	(75,000)
Sales/Service Revenue	226,299	195,327	-	-	-	-
Transfers In	-	-	60,428	75,000	75,000	75,000
<b>Total Fund Resources</b>	20,216	(12,527)	60,428	-	-	-
<b>REQUIREMENTS</b>						
<b>CATERING</b>						
Personnel Services	90,478	90,707	-	-	-	-
Fringe Benefits	29,078	26,005	-	-	-	-
Materials and Services	108,514	90,980	-	-	-	-
Contingency	-	-	60,428	-	-	-
Ending Fund Balance	(207,855)	(220,220)	-	-	-	-
<b>Total Fund Requirements</b>	20,216	(12,527)	60,428	-	-	-



Enterprise Fund  
Resources and Requirements by Fund

<b>RESOURCES</b>	Fiscal Year	Fiscal Year	Fiscal Year	Fiscal Year	Fiscal Year	Fiscal Year
	2017 - 2018	2018 - 2019	2019 - 2020	2020 - 2021	2020 - 2021	2020 - 2021
	ACTUAL	ACTUAL	ADJUSTED	PROPOSED	APPROVED	ADOPTED
	Amounts	Amounts	Budget	Budget	Budget	Budget
<b>INCUBATOR PROGRAM</b>						
Beginning Fund Balance	1,568	15,327	4,500	20,000	20,000	20,000
Sales/Service Revenue	16,149	18,668	37,000	30,000	30,000	30,000
<b>Total Fund Resources</b>	<b>17,717</b>	<b>33,995</b>	<b>41,500</b>	<b>50,000</b>	<b>50,000</b>	<b>50,000</b>
<b>REQUIREMENTS</b>						
<b>INCUBATOR PROGRAM</b>						
Personnel Services	-	210	6,865	-	-	-
Fringe Benefits	-	1	1,135	-	-	-
Materials and Services	2,390	3,197	21,500	32,000	32,000	32,000
Capital Outlay	-	-	12,000	18,000	18,000	18,000
Ending Fund Balance	15,327	30,587	-	-	-	-
<b>Total Fund Requirements</b>	<b>17,717</b>	<b>33,995</b>	<b>41,500</b>	<b>50,000</b>	<b>50,000</b>	<b>50,000</b>

Enterprise Fund  
Resources and Requirements by Fund

<b>RESOURCES</b>	Fiscal Year 2017 - 2018 ACTUAL Amounts	Fiscal Year 2018 - 2019 ACTUAL Amounts	Fiscal Year 2019 - 2020 ADJUSTED Budget	Fiscal Year 2020 - 2021 PROPOSED Budget	Fiscal Year 2020 - 2021 APPROVED Budget	Fiscal Year 2020 - 2021 ADOPTED Budget
<b>SPECIAL EVENTS</b>						
Beginning Fund Balance	-	34,151	32,000	40,000	40,000	40,000
Sales/Service Revenue	90,013	101,191	100,000	100,000	100,000	100,000
Transfers In	55,715	-	-	-	-	-
<b>Total Fund Resources</b>	145,728	135,342	132,000	140,000	140,000	140,000
<b>REQUIREMENTS</b>						
<b>SPECIAL EVENTS</b>						
Personnel Services	66,401	60,191	50,335	71,667	71,667	71,667
Fringe Benefits	18,921	12,551	8,326	15,364	15,364	15,364
Materials and Services	21,068	9,579	20,000	27,608	27,608	27,608
Capital Outlay	5,187	-	6,000	-	-	-
Contingency	-	-	47,339	25,361	25,361	25,361
Transfers Out	-	5,000	-	-	-	-
Ending Fund Balance	34,151	48,021	-	-	-	-
<b>Total Fund Requirements</b>	145,728	135,342	132,000	140,000	140,000	140,000

Enterprise Fund  
Resources and Requirements by Fund

<b>RESOURCES</b>	Fiscal Year 2017 - 2018 ACTUAL Amounts	Fiscal Year 2018 - 2019 ACTUAL Amounts	Fiscal Year 2019 - 2020 ADJUSTED Budget	Fiscal Year 2020 - 2021 PROPOSED Budget	Fiscal Year 2020 - 2021 APPROVED Budget	Fiscal Year 2020 - 2021 ADOPTED Budget
<b>WINE SEMINARS</b>						
Beginning Fund Balance	-	-	-	1,000	1,000	1,000
Sales/Service Revenue	-	-	8,000	7,000	7,000	7,000
Transfers In	-	16	-	-	-	-
<b>Total Fund Resources</b>	-	16	8,000	8,000	8,000	8,000
<b>REQUIREMENTS</b>						
<b>WINE SEMINARS</b>						
Materials and Services	-	-	8,000	8,000	8,000	8,000
Ending Fund Balance	-	16	-	-	-	-
<b>Total Fund Requirements</b>	-	16	8,000	8,000	8,000	8,000

Enterprise Fund  
Resources and Requirements by Fund

<b>RESOURCES</b>	Fiscal Year 2017 - 2018 ACTUAL Amounts	Fiscal Year 2018 - 2019 ACTUAL Amounts	Fiscal Year 2019 - 2020 ADJUSTED Budget	Fiscal Year 2020 - 2021 PROPOSED Budget	Fiscal Year 2020 - 2021 APPROVED Budget	Fiscal Year 2020 - 2021 ADOPTED Budget
<b>WINE REVENUE</b>						
Beginning Fund Balance	-	-	7,000	2,000	2,000	2,000
Sales/Service Revenue	-	28,281	52,000	30,000	30,000	30,000
Transfers In	-	5,000	3,000	-	-	-
<b>Total Fund Resources</b>	-	33,281	62,000	32,000	32,000	32,000
<b>REQUIREMENTS</b>						
<b>WINE REVENUE</b>						
Personnel Services	-	97	8,865	16,000	16,000	16,000
Fringe Benefits	-	10	1,529	2,490	2,490	2,490
Materials and Services	-	20,948	45,000	13,510	13,510	13,510
Capital Outlay	-	-	6,606	-	-	-
Ending Fund Balance	-	12,226	-	-	-	-
<b>Total Fund Requirements</b>	-	33,281	62,000	32,000	32,000	32,000

Enterprise Fund  
Resources and Requirements by Fund

	Fiscal Year 2017 - 2018 ACTUAL Amounts	Fiscal Year 2018 - 2019 ACTUAL Amounts	Fiscal Year 2019 - 2020 ADJUSTED Budget	Fiscal Year 2020 - 2021 PROPOSED Budget	Fiscal Year 2020 - 2021 APPROVED Budget	Fiscal Year 2020 - 2021 ADOPTED Budget
<b>RESOURCES</b>						
<b>ENTREPRENEUR</b>						
Sales/Service Revenue	-	-	563,274	450,000	450,000	450,000
<b>Total Fund Resources</b>	-	-	563,274	450,000	450,000	450,000
<b>REQUIREMENTS</b>						
<b>ENTREPRENEUR</b>						
Materials and Services	-	-	563,274	450,000	450,000	450,000
<b>Total Fund Requirements</b>	-	-	563,274	450,000	450,000	450,000

Internal Service Fund  
Summary of Resources and Requirements

RESOURCES	Fiscal Year	Fiscal Year	Fiscal Year	Fiscal Year	Fiscal Year	Fiscal Year
	2017 - 2018	2018 - 2019	2019 - 2020	2020 - 2021	2020 - 2021	2020 - 2021
	ACTUAL	ACTUAL	ADJUSTED	PROPOSED	APPROVED	ADOPTED
	Amounts	Amounts	Budget	Budget	Budget	Budget
Beginning Fund Balance	534,674	539,579	587,500	590,000	590,000	666,000
Intra College Sales - Motor Pool	18,671	24,957	16,875	25,000	25,000	25,000
Intra College Sales - Copiers	151,904	141,108	165,000	145,000	145,000	145,000
PERS Reserves	3,322	120,959	-	-	-	-
<b>TOTAL RESOURCES</b>	<b>708,570</b>	<b>826,602</b>	<b>769,375</b>	<b>760,000</b>	<b>760,000</b>	<b>836,000</b>
<b>REQUIREMENTS</b>						
<b>Motor Pool</b>						
Materials & Services	19,028	21,431	24,375	35,000	35,000	35,000
Ending Fund Balance	7,276	10,802	-	-	-	-
<b>Total Fund Requirements</b>	<b>26,304</b>	<b>32,233</b>	<b>24,375</b>	<b>35,000</b>	<b>35,000</b>	<b>35,000</b>
<b>Copiers</b>						
Materials & Services	149,963	142,638	165,000	145,000	145,000	145,000
Ending Fund Balance	1,530	-	-	-	-	-
<b>Total Fund Requirements</b>	<b>151,493</b>	<b>142,638</b>	<b>165,000</b>	<b>145,000</b>	<b>145,000</b>	<b>145,000</b>
<b>PERS Reserves</b>						
Unappropriated End. Fund Balance	-	-	580,000	580,000	580,000	656,000
Ending Fund Balance	530,773	651,732	-	-	-	-
<b>Total Fund Requirements</b>	<b>530,773</b>	<b>651,732</b>	<b>580,000</b>	<b>580,000</b>	<b>580,000</b>	<b>656,000</b>
<b>TOTAL REQUIREMENTS</b>	<b>708,570</b>	<b>826,602</b>	<b>769,375</b>	<b>760,000</b>	<b>760,000</b>	<b>836,000</b>

Internal Service Fund  
Summary by Use

Account	College Support Services	Unappropriated Ending Fund Balance	TOTAL
MATERIALS & SERVICES	180,000	-	180,000
UNAPPROPRIATED ENDING FUND BALANCE	-	656,000	656,000
<b>TOTAL</b>	180,000	656,000	836,000
FTE	-	-	-

Agency Fund  
Summary of Resources and Requirements

<b>RESOURCES</b>	Fiscal Year	Fiscal Year	Fiscal Year	Fiscal Year	Fiscal Year	Fiscal Year
	2017 - 2018	2018 - 2019	2019 - 2020	2020 - 2021	2020 - 2021	2020 - 2021
	ACTUAL	ACTUAL	ADJUSTED	PROPOSED	APPROVED	ADOPTED
	Amounts	Amounts	Budget	Budget	Budget	Budget
Beginning Fund Balance	24,495	27,223	26,684	30,057	30,057	30,307
Local Revenue	14,639	11,740	27,000	28,400	28,400	29,150
Transfers In	34,879	38,493	50,195	51,000	51,000	51,000
<b>TOTAL RESOURCES</b>	<b>74,013</b>	<b>77,456</b>	<b>103,879</b>	<b>109,457</b>	<b>109,457</b>	<b>110,457</b>
<b>REQUIREMENTS</b>						
Materials and Services	46,790	51,378	103,879	109,357	109,357	110,357
Transfers Out	-	-	-	100	100	100
Ending Fund Balance	27,223	26,079	-	-	-	-
<b>TOTAL REQUIREMENTS</b>	<b>74,013</b>	<b>77,456</b>	<b>103,879</b>	<b>109,457</b>	<b>109,457</b>	<b>110,457</b>



Agency Fund  
Summary by Use

Account	Student Services	Transfers	TOTAL
MATERIALS & SERVICES	110,357	-	110,357
TRANSFERS	-	100	100
<b>TOTAL</b>	110,357	100	110,457
FTE	-		-

Agency Fund  
Resources by Fund

RESOURCES	Fiscal Year	Fiscal Year	Fiscal Year	Fiscal Year	Fiscal Year	Fiscal Year
	2017 - 2018	2018 - 2019	2019 - 2020	2020 - 2021	2020 - 2021	2020 - 2021
	ACTUAL	ACTUAL	ADJUSTED	PROPOSED	APPROVED	ADOPTED
	Amounts	Amounts	Budget	Budget	Budget	Budget
ACM Programming Club	-	-	2,000	3,000	3,000	3,000
Association of Foreign Languages	406	656	1,650	1,650	1,650	1,650
ASUCC Administration	33,361	29,999	30,000	30,000	30,000	30,000
Business and Entrepreneurship	232	232	532	1,300	1,300	1,300
Campus Interfaith Coalition	30	30	530	530	530	530
Class Projects	550	1,250	2,000	2,000	2,000	2,000
Club of Chi	-	-	1,000	-	-	1,000
Computer Club	1,438	1,708	3,000	3,000	3,000	3,000
Debate Club	1,242	1,340	2,000	1,700	1,700	1,700
Drama Club	916	370	1,700	1,375	1,375	1,375
Engineering Club	1,202	983	2,000	2,250	2,250	2,250
Environmental Club	300	300	800	-	-	-
Forestry Club	857	668	2,000	2,000	2,000	2,000
Geology Club	5,868	4,215	4,000	3,500	3,500	3,500
Healthy Minds Club	270	556	980	2,000	2,000	2,000
Inactive Club Fund Balances	3,618	3,527	3,500	3,997	3,997	3,997
Library Lockers	(195)	(82)	200	100	100	100
National Student Nursing Assoc.	1,007	2,423	2,350	2,200	2,200	2,200
Nerd Herd Club	-	-	1,500	2,000	2,000	2,000
New Club Program	6,309	9,288	14,500	18,500	18,500	17,500
Non-Trads in the Trades Club	-	-	1,000	-	-	1,000
Outdoor Club	2,233	-	-	-	-	-
Phi Theta Kappa	7,936	9,017	8,250	8,250	8,250	8,250
Poly Club	-	310	2,000	1,310	1,310	1,310

Agency Fund  
Resources by Fund

<b>RESOURCES</b>	Fiscal Year	Fiscal Year	Fiscal Year	Fiscal Year	Fiscal Year	Fiscal Year
	2017 - 2018	2018 - 2019	2019 - 2020	2020 - 2021	2020 - 2021	2020 - 2021
	ACTUAL	ACTUAL	ADJUSTED	PROPOSED	APPROVED	ADOPTED
	Amounts	Amounts	Budget	Budget	Budget	Budget
Pre-Health Professionals Club	470	865	1,445	1,850	1,850	1,850
Queer Student Advocacy	911	1,209	1,900	2,300	2,300	2,300
RiverHawk Wrenches	-	1,109	2,000	3,700	3,700	3,700
Skills USA	3,214	4,867	5,900	5,000	5,000	5,000
UCC Armored Arts Club	197	197	697	-	-	-
UCC League of Legends Club	345	345	845	845	845	845
UCC Social Justice League	100	100	600	600	600	600
Veterans of UCC	1,195	1,976	3,000	4,500	4,500	4,500
<b>TOTAL RESOURCES</b>	<b>74,013</b>	<b>77,456</b>	<b>103,879</b>	<b>109,457</b>	<b>109,457</b>	<b>110,457</b>

Agency Fund  
Requirements by Fund

	Fiscal Year 2017 - 2018 ACTUAL Amounts	Fiscal Year 2018 - 2019 ACTUAL Amounts	Fiscal Year 2019 - 2020 ADJUSTED Budget	Fiscal Year 2020 - 2021 PROPOSED Budget	Fiscal Year 2020 - 2021 APPROVED Budget	Fiscal Year 2020 - 2021 ADOPTED Budget
<b>ACM PROGRAMMING CLUB</b>						
Materials and Services	-	-	2,000	3,000	3,000	3,000
<b>Total Fund Requirements</b>	-	-	2,000	3,000	3,000	3,000
<b>ASSOC. OF FOREIGN LANGUAGES</b>						
Materials and Services	-	-	1,650	1,650	1,650	1,650
Ending Fund Balance	406	656	-	-	-	-
<b>Total Fund Requirements</b>	406	656	1,650	1,650	1,650	1,650
<b>ASUCC ADMINISTRATION</b>						
Materials and Services	27,439	24,687	30,000	30,000	30,000	30,000
Ending Fund Balance	5,923	5,312	-	-	-	-
<b>Total Fund Requirements</b>	33,361	29,999	30,000	30,000	30,000	30,000
<b>BUSINESS AND ENTREPRENEURSHIP</b>						
Materials and Services	-	-	532	1,300	1,300	1,300
Ending Fund Balance	232	232	-	-	-	-
<b>Total Fund Requirements</b>	232	232	532	1,300	1,300	1,300
<b>CAMPUS INTERFAITH COALITION</b>						
Materials and Services	-	-	530	530	530	530
Ending Fund Balance	30	30	-	-	-	-
<b>Total Fund Requirements</b>	30	30	530	530	530	530

Agency Fund  
Requirements by Fund

	Fiscal Year 2017 - 2018 ACTUAL Amounts	Fiscal Year 2018 - 2019 ACTUAL Amounts	Fiscal Year 2019 - 2020 ADJUSTED Budget	Fiscal Year 2020 - 2021 PROPOSED Budget	Fiscal Year 2020 - 2021 APPROVED Budget	Fiscal Year 2020 - 2021 ADOPTED Budget
<b>CLASS PROJECTS</b>						
Materials and Services	455	-	2,000	2,000	2,000	2,000
Ending Fund Balance	95	1,250	-	-	-	-
<b>Total Fund Requirements</b>	550	1,250	2,000	2,000	2,000	2,000
<b>CLUB OF CHI</b>						
Materials and Services	-	-	1,000	-	-	1,000
<b>Total Fund Requirements</b>	-	-	1,000	-	-	1,000
<b>COMPUTER CLUB</b>						
Materials and Services	-	-	3,000	3,000	3,000	3,000
Ending Fund Balance	1,438	1,708	-	-	-	-
<b>Total Fund Requirements</b>	1,438	1,708	3,000	3,000	3,000	3,000
<b>DEBATE CLUB</b>						
Materials and Services	177	81	2,000	1,700	1,700	1,700
Ending Fund Balance	1,065	1,259	-	-	-	-
<b>Total Fund Requirements</b>	1,242	1,340	2,000	1,700	1,700	1,700
<b>DRAMA CLUB</b>						
Materials and Services	546	-	1,700	1,375	1,375	1,375
Ending Fund Balance	370	370	-	-	-	-
<b>Total Fund Requirements</b>	916	370	1,700	1,375	1,375	1,375
<b>ENGINEERING CLUB</b>						
Materials and Services	186	175	2,000	2,250	2,250	2,250
Ending Fund Balance	1,016	808	-	-	-	-
<b>Total Fund Requirements</b>	1,202	983	2,000	2,250	2,250	2,250

Agency Fund  
Requirements by Fund

	Fiscal Year 2017 - 2018 ACTUAL Amounts	Fiscal Year 2018 - 2019 ACTUAL Amounts	Fiscal Year 2019 - 2020 ADJUSTED Budget	Fiscal Year 2020 - 2021 PROPOSED Budget	Fiscal Year 2020 - 2021 APPROVED Budget	Fiscal Year 2020 - 2021 ADOPTED Budget
<b>ENVIRONMENTAL CLUB</b>						
Materials and Services	-	-	800	-	-	-
Ending Fund Balance	300	300	-	-	-	-
<b>Total Fund Requirements</b>	300	300	800	-	-	-
<b>FORESTRY CLUB</b>						
Materials and Services	784	156	2,000	2,000	2,000	2,000
Ending Fund Balance	73	512	-	-	-	-
<b>Total Fund Requirements</b>	857	668	2,000	2,000	2,000	2,000
<b>GEOLOGY CLUB</b>						
Materials and Services	2,083	3,621	4,000	3,500	3,500	3,500
Ending Fund Balance	3,785	594	-	-	-	-
<b>Total Fund Requirements</b>	5,868	4,215	4,000	3,500	3,500	3,500
<b>HEALTHY MINDS CLUB</b>						
Materials and Services	116	-	980	2,000	2,000	2,000
Ending Fund Balance	154	556	-	-	-	-
<b>Total Fund Requirements</b>	270	556	980	2,000	2,000	2,000
<b>INACTIVE CLUB FUND BALANCES</b>						
Materials and Services	92	24	3,500	3,997	3,997	3,997
Ending Fund Balance	3,527	3,503	-	-	-	-
<b>Total Fund Requirements</b>	3,618	3,527	3,500	3,997	3,997	3,997

Agency Fund  
Requirements by Fund

	Fiscal Year 2017 - 2018 ACTUAL Amounts	Fiscal Year 2018 - 2019 ACTUAL Amounts	Fiscal Year 2019 - 2020 ADJUSTED Budget	Fiscal Year 2020 - 2021 PROPOSED Budget	Fiscal Year 2020 - 2021 APPROVED Budget	Fiscal Year 2020 - 2021 ADOPTED Budget
<b>LIBRARY LOCKERS</b>						
Materials and Services	-	-	200	-	-	-
Transfers Out	-	-	-	100	100	100
Ending Fund Balance	(195)	(82)	-	-	-	-
<b>Total Fund Requirements</b>	<b>(195)</b>	<b>(82)</b>	<b>200</b>	<b>100</b>	<b>100</b>	<b>100</b>
<b>NATIONAL STUDENT ASSOC.</b>						
Materials and Services	385	1,704	2,350	2,200	2,200	2,200
Ending Fund Balance	622	719	-	-	-	-
<b>Total Fund Requirements</b>	<b>1,007</b>	<b>2,423</b>	<b>2,350</b>	<b>2,200</b>	<b>2,200</b>	<b>2,200</b>
<b>NERD HERD CLUB</b>						
Materials and Services	-	-	1,500	2,000	2,000	2,000
Ending Fund Balance	-	-	-	-	-	-
<b>Total Fund Requirements</b>	<b>-</b>	<b>-</b>	<b>1,500</b>	<b>2,000</b>	<b>2,000</b>	<b>2,000</b>
<b>NEW CLUB PROGRAM</b>						
Materials and Services	6,309	9,288	14,500	18,500	18,500	17,500
<b>Total Fund Requirements</b>	<b>6,309</b>	<b>9,288</b>	<b>14,500</b>	<b>18,500</b>	<b>18,500</b>	<b>17,500</b>
<b>NON-TRADES IN THE TRADES CLUB</b>						
Materials and Services	-	-	1,000	-	-	1,000
<b>Total Fund Requirements</b>	<b>-</b>	<b>-</b>	<b>1,000</b>	<b>-</b>	<b>-</b>	<b>1,000</b>
<b>OUTDOOR CLUB</b>						
Materials and Services	2,233	-	-	-	-	-
<b>Total Fund Requirements</b>	<b>2,233</b>	<b>-</b>	<b>-</b>	<b>-</b>	<b>-</b>	<b>-</b>

Agency Fund  
Requirements by Fund

	Fiscal Year 2017 - 2018 ACTUAL Amounts	Fiscal Year 2018 - 2019 ACTUAL Amounts	Fiscal Year 2019 - 2020 ADJUSTED Budget	Fiscal Year 2020 - 2021 PROPOSED Budget	Fiscal Year 2020 - 2021 APPROVED Budget	Fiscal Year 2020 - 2021 ADOPTED Budget
<b>PHI THETA KAPPA</b>						
Materials and Services	5,424	8,339	8,250	8,250	8,250	8,250
Ending Fund Balance	2,512	679	-	-	-	-
<b>Total Fund Requirements</b>	<b>7,936</b>	<b>9,017</b>	<b>8,250</b>	<b>8,250</b>	<b>8,250</b>	<b>8,250</b>
<b>POLY CLUB</b>						
Materials and Services	-	-	2,000	1,310	1,310	1,310
Ending Fund Balance	-	310	-	-	-	-
<b>Total Fund Requirements</b>	<b>-</b>	<b>310</b>	<b>2,000</b>	<b>1,310</b>	<b>1,310</b>	<b>1,310</b>
<b>PRE-HEALTH PROFESSIONALS CLUB</b>						
Materials and Services	-	-	1,445	1,850	1,850	1,850
Ending Fund Balance	470	865	-	-	-	-
<b>Total Fund Requirements</b>	<b>470</b>	<b>865</b>	<b>1,445</b>	<b>1,850</b>	<b>1,850</b>	<b>1,850</b>
<b>QUEER STUDENT ADVOCACY</b>						
Materials and Services	27	323	1,900	2,300	2,300	2,300
Ending Fund Balance	884	885	-	-	-	-
<b>Total Fund Requirements</b>	<b>911</b>	<b>1,209</b>	<b>1,900</b>	<b>2,300</b>	<b>2,300</b>	<b>2,300</b>
<b>RIVERHAWK WRENCHES</b>						
Materials and Services	-	-	2,000	3,700	3,700	3,700
Ending Fund Balance	-	1,109	-	-	-	-
<b>Total Fund Requirements</b>	<b>-</b>	<b>1,109</b>	<b>2,000</b>	<b>3,700</b>	<b>3,700</b>	<b>3,700</b>



Agency Fund  
Requirements by Fund

	Fiscal Year 2017 - 2018 ACTUAL Amounts	Fiscal Year 2018 - 2019 ACTUAL Amounts	Fiscal Year 2019 - 2020 ADJUSTED Budget	Fiscal Year 2020 - 2021 PROPOSED Budget	Fiscal Year 2020 - 2021 APPROVED Budget	Fiscal Year 2020 - 2021 ADOPTED Budget
<b>SKILLS USA</b>						
Materials and Services	831	2,981	5,900	5,000	5,000	5,000
Ending Fund Balance	2,383	1,886	-	-	-	-
<b>Total Fund Requirements</b>	<b>3,214</b>	<b>4,867</b>	<b>5,900</b>	<b>5,000</b>	<b>5,000</b>	<b>5,000</b>
<b>UCC ARMORED ARTS CLUB</b>						
Materials and Services	-	-	697	-	-	-
Ending Fund Balance	197	197	-	-	-	-
<b>Total Fund Requirements</b>	<b>197</b>	<b>197</b>	<b>697</b>	<b>-</b>	<b>-</b>	<b>-</b>
<b>UCC LEAGUE OF LEGENDS</b>						
Materials and Services	-	-	845	845	845	845
Ending Fund Balance	345	345	-	-	-	-
<b>Total Fund Requirements</b>	<b>345</b>	<b>345</b>	<b>845</b>	<b>845</b>	<b>845</b>	<b>845</b>
<b>UCC SOCIAL JUSTICE LEAGUE</b>						
Materials and Services	-	-	600	600	600	600
Ending Fund Balance	100	100	-	-	-	-
<b>Total Fund Requirements</b>	<b>100</b>	<b>100</b>	<b>600</b>	<b>600</b>	<b>600</b>	<b>600</b>
<b>VETERANS OF UCC</b>						
Materials and Services	(296)	-	3,000	4,500	4,500	4,500
Ending Fund Balance	1,491	1,976	-	-	-	-
<b>Total Fund Requirements</b>	<b>1,195</b>	<b>1,976</b>	<b>3,000</b>	<b>4,500</b>	<b>4,500</b>	<b>4,500</b>
<b>TOTAL REQUIREMENTS</b>	<b>74,013</b>	<b>77,456</b>	<b>103,879</b>	<b>109,457</b>	<b>109,457</b>	<b>110,457</b>

Affidavit of Publication

**The News-Review**  
OF DOUGLAS COUNTY

Roseburg, Oregon

ISSUED DAILY EXCEPT MONDAY

STATE OF OREGON }  
COUNTY OF DOUGLAS } ss.

I, BRENDA FISCHER, being first duly sworn, depose and say that I am the CHIEF FINANCIAL OFFICER, of The News-Review, a newspaper of general circulation, as defined by ORS 193.010 and 193.020; printed and published at Roseburg in the aforesaid county and state; that the \_\_\_\_\_


#6129 Legal Notice of Budget Committee Meeting a printed copy of which is hereto annexed, was published in the entire issue of said newspaper for 1 successive and consecutive weeks in the following issue:

February 23, 2020

The fee actually charged by such newspaper for such publication is \$141.38

Subscribed and sworn to before me this 17<sup>th</sup> day of March, 2020.

\_\_\_\_\_  
Notary Public of Oregon



Use this notice if public comment will be taken at this meeting.

**NOTICE OF BUDGET COMMITTEE MEETING**

A public meeting of the Budget Committee of the Umpqua Community College, Douglas, State of Oregon, to discuss the budget for the fiscal year July 1, 2020 to June 30, 2021, will be held at UCC Lang Event Center (Location)  a.m.  p.m. 1140 Umpqua College Rd Rsb, OR (Address) The meeting will take place on March 12, 2020 (Date) at 6:00 (Time)

The purpose of the meeting is to receive the budget message and to receive comment from the public on the budget. This is a public meeting where deliberation of the Budget Committee will take place. Any person may appear at the meeting and discuss the proposed programs with the Budget Committee.

A copy of the budget document may be inspected or obtained on or after March 2, 2020 (Date) at UCC Library (Location) between the hours of 8:00  a.m.  p.m. and 5:00  a.m.  p.m.

[www.umpqua.edu/budget-document](http://www.umpqua.edu/budget-document)

190-004-0175-1 (Rev. 11-16)

#6129 Pub. Dates: February 23, 2020

Affidavit of Publication

**The News-Review**  
OF DOUGLAS COUNTY

Roseburg, Oregon

ISSUED DAILY EXCEPT MONDAY

STATE OF OREGON }  
COUNTY OF DOUGLAS } ss.

I, BRENDA FISCHER, being first duly sworn, depose and say that I am the CHIEF FINANCIAL OFFICER, of The News-Review, a newspaper of general circulation, as defined by ORS 193.010 and 193.020; printed and published at Roseburg in the aforesaid county and state; that the


#6227 Legal Notice of Budget Hearing a printed copy of which is hereto annexed, was published in the entire issue of said newspaper for 1 successive and consecutive weeks in the following issue:

March 27, 2020

The fee actually charged by such newspaper for such publication is \$369.75

Subscribed and sworn to before me this 16<sup>th</sup> day of April, 2020.

Notary Public of Oregon



**FORM CC-1 NOTICE OF BUDGET HEARING**

A public meeting of the Umpqua Community College Board of Education will be held on April 8th, 2020 at 4:30 pm. Due to current State operational guidelines, a virtual meeting will occur. Connection information will be posted with the Board Meeting packet at: <https://www.umpqua.edu/board-meetings>. The purpose of this meeting is to discuss the budget for the fiscal year beginning July 1, 2020 as approved by the Umpqua Community College External Budget Committee. A summary of the budget is presented below. A copy of the budget may be inspected or obtained online at [www.umpqua.edu/budget-document](http://www.umpqua.edu/budget-document). This budget is for an annual budget period. This budget was prepared on a basis of accounting that is the same as the basis of accounting used during the preceding year. If different, the major changes and their effect on the budget are: N/A

Contact: Katie Workman Telephone: (541) 440-7861 Email: [Katie.Workman@umpqua.edu](mailto:Katie.Workman@umpqua.edu)

FINANCIAL SUMMARY - RESOURCES			
TOTAL OF ALL FUNDS	Actual Amount Last Year 2018-19	Adjusted Budget This Year 2019-20	Approved Budget Next Year 2020-21
Beginning Fund Balance	\$14,348,772	\$15,182,117	\$11,485,096
Current Year Property Taxes, other than Local Option Taxes	\$3,666,973	\$3,722,627	\$3,933,793
Current Year Local Option Property Taxes	\$0	\$0	\$0
Tuition and Fees	\$6,618,129	\$7,105,244	\$6,486,871
Other Revenue from Local Sources	\$4,910,187	\$7,045,697	\$7,175,461
Revenue from State Sources	\$14,071,659	\$18,787,440	\$18,068,326
Revenue from Federal Sources	\$8,689,869	\$10,802,160	\$9,353,025
Interfund Transfers	\$2,372,893	\$2,704,971	\$2,488,964
All Other Budget Resources	\$3,035,596	\$3,080,730	\$2,780,612
<b>Total Resources</b>	<b>\$57,714,478</b>	<b>\$68,430,986</b>	<b>\$61,772,148</b>

FINANCIAL SUMMARY - REQUIREMENTS BY OBJECT CLASSIFICATION			
Personnel Services	\$20,149,854	\$22,833,505	\$23,290,430
Materials & Services	\$7,245,095	\$13,242,399	\$13,366,346
Financial Aid	\$9,754,515	\$13,313,754	\$11,421,844
Capital Outlay	\$407,525	\$619,470	\$368,250
Debt Service	\$1,803,641	\$7,375,564	\$1,685,556
Interfund Transfers	\$2,372,893	\$2,701,971	\$2,488,964
Operating Contingency	\$0	\$1,542,164	\$1,578,108
All Other Expenditures	\$0	\$0	\$0
Unappropriated Ending Fund Balance & Reserves	\$15,980,955	\$6,802,160	\$7,572,650
<b>Total Requirements</b>	<b>\$57,714,478</b>	<b>\$68,430,986</b>	<b>\$61,772,148</b>

FINANCIAL SUMMARY - REQUIREMENTS AND FULL-TIME EQUIVALENT EMPLOYEES (FTE) BY FUNCTION			
Instruction	\$10,456,464	\$12,667,225	\$13,467,977
FTE	119.55	122.91	125.73
Instructional Support	\$7,465,784	\$3,522,578	\$3,196,223
FTE	21.67	24.64	20.51
Student Services other than Student Loans and Financial Aid	\$6,401,944	\$8,439,403	\$7,820,979
FTE	68.26	70.49	66.10
Student Loans and Financial Aid	\$9,797,811	\$13,420,801	\$11,528,891
FTE	5	4.9	0.00
Community Services	\$904,173	\$1,477,224	\$1,331,771
FTE	9.06	8.91	11.35
Support Serv. other than Facilities Acquisition and Construction	\$7,070,170	\$9,975,763	\$10,233,611
FTE	57.87	59.69	63.64
Facilities Acquisition and Construction	\$457,323	\$581,403	\$867,417
FTE	0	0	0
Interfund Transfers	\$2,372,894	\$2,701,971	\$2,488,964
Debt Service	\$1,806,961	\$7,375,564	\$1,685,556
Operating Contingency	0	\$1,466,894	\$1,578,108
Unappropriated Ending Fund Balance and Reserves	15,980,955	\$6,802,160	\$7,572,650
<b>Total Requirements</b>	<b>\$57,714,478</b>	<b>\$68,430,986</b>	<b>\$61,772,148</b>
<b>Total FTE</b>	<b>281.31</b>	<b>291.54</b>	<b>287.33</b>

**STATEMENT OF CHANGES IN ACTIVITIES AND SOURCES OF FINANCING \***

General Fund Highlights: Resources are budgeted at \$30.1 million. Tuition and fees revenues are \$6.5 million, reflecting a tuition rate increase of \$3 per credit, 5% decline in enrollment and proposed fee increases. Investments are being made toward strategic priorities as identified in the College's new Resource Allocation process. Operating Contingency and Reserves are budgeted separately this year totaling 23% of the operating budget as the college attempts to stabilize the financial position. The remaining areas of Enterprise are maintaining steady operations. Grants and Contracts Fund Highlights: Budgeted at \$6.8 million for FY2021, which reflects an increase from the previous year due to the Seismic Rehabilitation grant awarded for Improvements to the Whipple Fine Arts Building. Administratively Restricted Fund: Increased due to the increase in enrollment in Apprenticeship, the expansion of the Nursing and Truck driving programs. Financial Aid is funded mainly by Federal and State student aid programs. 70% of UCC students currently receive financial aid.

PROPERTY TAX LEVIES			
	Rate or Amount Imposed Last Year 2018-19	Rate or Amount Imposed This Year 2019-20	Rate or Amount Approved Next Year 2020-21
Permanent Rate Levy (Rate Limit \$0.4551 per \$1,000)	0.4551	0.4551	0.4551
Local Option Levy			
Levy For General Obligation Bonds			

STATEMENT OF INDEBTEDNESS		
	Estimated Debt Outstanding July 1	Estimated Debt Authorized, But Not Incurred July 1
General Obligation Bonds	n/a	n/a
Other Bonds	\$12,900,000	n/a
Other Borrowings	n/a	n/a
<b>Total</b>	<b>12,900,000</b>	

\* If more space is needed to complete any section of this form, insert lines (rows) on this sheet. You may delete blank lines.

#6227 Pub. Dates: March 29, 2020